

DEPARTMENT OF THE AIR FORCE
HEADQUARTERS UNITED STATES AIR FORCE
WASHINGTON, D.C.



REPLY TO
ATTN OF: ACMC

1 SEP 1978

SUBJECT: Declassification of Statistical Digest (Your ltr, 25 Aug 78)

TO: AF/CVAH(S)

All editions of the USAF Statistical Digest for the years 1945 thru 1963 are UNCLASSIFIED IAW Executive Order 11652 and downgrading instructions in AFR 205-1. Statistical Digests from 1964 thru 1977 are CLASSIFIED IAW instructions on the individual pages. Additional security information can be obtained from the office of primary responsibility.

K.M. O'Over

K.M. OLVER, Colonel, USAF
Chief, Cost Analysis & Mgt Div
Directorate of Cost & Management Analysis

UNITED STATES AIR FORCE
STATISTICAL DIGEST

1947

SECOND ANNUAL NUMBER

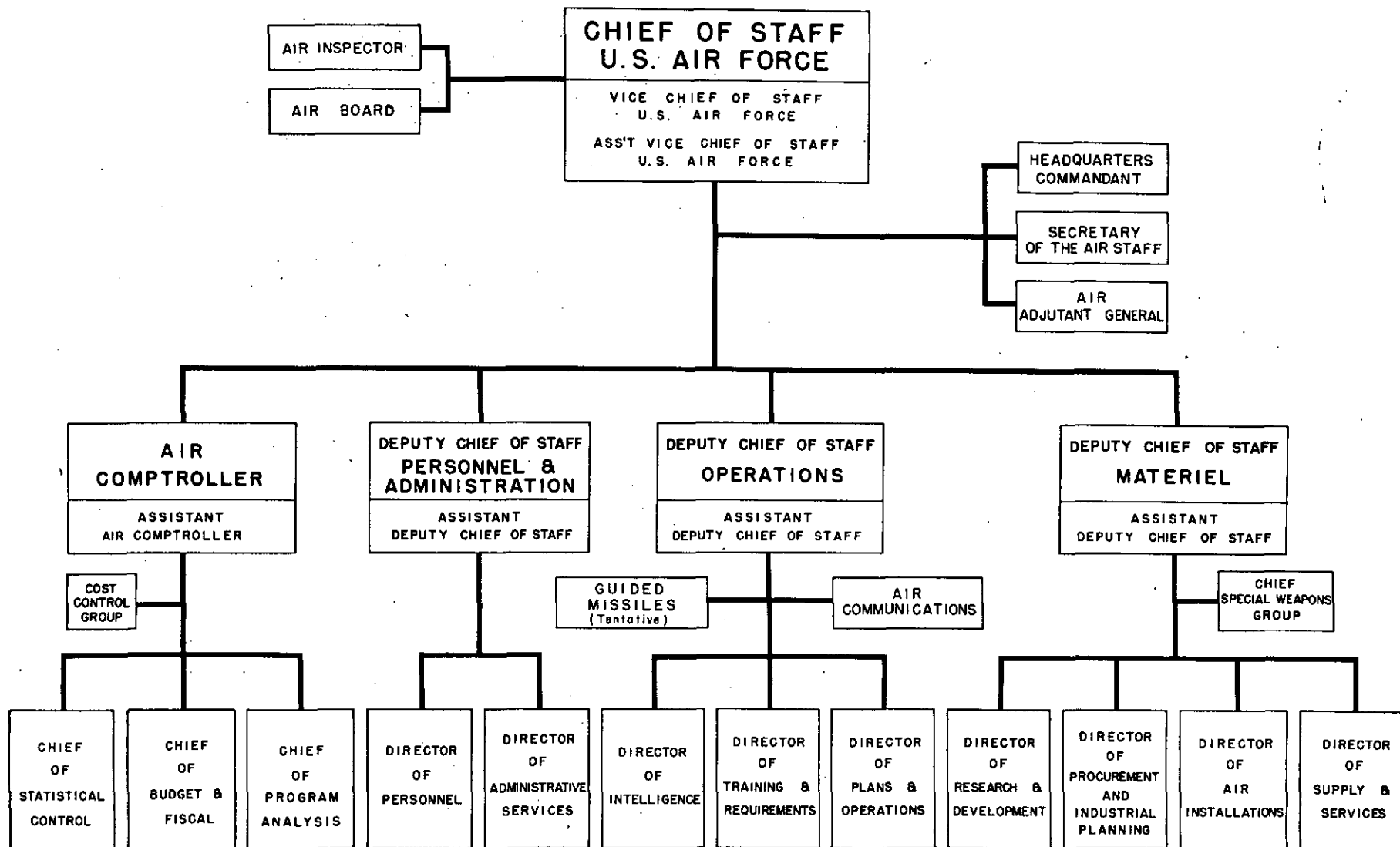


THIS DOCUMENT CONTAINS INFORMATION
AFFECTING THE NATIONAL DEFENSE OF THE
UNITED STATES WITHIN THE MEANING OF THE
ESPIONAGE ACT, 50 U.S.C., 31 AND 32, AS
AMENDED. ITS TRANSMISSION OR THE REVELA-
TION OF ITS CONTENTS IN ANY MANNER TO AN
UNAUTHORIZED PERSON IS PROHIBITED BY LAW.

PREPARED BY
DIRECTOR OF STATISTICAL SERVICES
COMPTROLLER, HQ. U. S. AIR FORCE
WASHINGTON D. C. AUGUST 1948

U.S. AIR FORCE

EFFECTIVE 10 OCTOBER 1947



CONTENTS

	Page
FOREWORD	IX
GLOSSARY	X
PART I - TACTICAL UNITS	
Introduction	1
Section I - <u>Number of Tactical Groups and Squadrons</u>	
Table 1.-- Tactical Groups and Separate Squadrons in Continental US and Overseas, By Type: Nov 1941 to Dec 1947	2
Table 2.-- Tactical Groups and Separate Squadrons in European Area, By Type: Jun 1942 to Dec 1947	6
Table 3.-- Tactical Groups and Separate Squadrons in Caribbean Area, By Type: Nov 1941 to Dec 1947	8
Table 4.-- Tactical Groups and Separate Squadrons in Pacific Area, By Type: Nov 1941 to Dec 1947	9
Table 5.-- Tactical Groups and Separate Squadrons in China Area, By Type: Mar 1942 to Dec 1947	11
Table 6.-- Tactical Groups and Separate Squadrons in Alaska, By Type: Nov 1941 to Dec 1947	12
PART II - PERSONNEL, MILITARY AND CIVILIAN	
Introduction	13
Section II - <u>Comparison of Military Strengths</u>	
Table 7.-- Military Personnel -- Strength and Percent of US Army Strength: By Fiscal Year, Aug 1907 through Dec 1947	14
Section III - <u>Type of Military Personnel</u>	
Table 8.-- Military Personnel in Continental US and Overseas, By Type of Personnel: Mar 1939 through Dec 1947	15
Table 9.-- Peak Strengths of Military Personnel, Worldwide, By Date: 1943; 1944; and 1945	16
Table 10-- ASWAF Women's Army Corps Personnel in Continental US and Overseas, By Type of Personnel: Sep 1943 through Dec 1947	17
Table 11-- Negro Military Personnel in Continental US and Overseas, By Type of Personnel: Sep 1944 through Dec 1947	18
Table 12-- Officers in Continental US and Overseas, By Arm or Service: Mar 1942 through Dec 1947	19
Table 13-- Aviation Cadets, By Type of Training: Jun 1922 through Dec 1947	21
Section IV - <u>Grade of Military Personnel</u>	
Table 14-- Officers in Continental US and Overseas, By Grade: Sep 1944 through Dec 1947	22
Table 15-- Enlisted Personnel in Continental US and Overseas, By Grade: Sep 1944 through Dec 1947	23
Table 16-- ASWAF Women's Army Corps Personnel in Continental US and Overseas, By Grade: Mar 1945 through Dec 1947	24
Table 17-- ASWAF Nurses in Continental US and Overseas, By Grade: Oct 1944 through Dec 1947	25
Table 18-- ASWAF Female Medical Specialists in Continental US, By Grade: Jan through Dec 1947	26
Section V - <u>Military Occupational Specialty</u>	
Table 19-- Military Personnel By Specialty Group: Jun 1944 through Dec 1947	27
Table 20-- Military Personnel in Continental US, By Specialty Group: Jun 1944 through Dec 1947	29
Table 21-- Military Personnel Overseas, By Specialty Group: Jun 1944 through Dec 1947	31
Table 22-- Military Personnel in European Area, By Specialty Group: Jan 1944 through Dec 1947	33
Table 23-- Military Personnel in Caribbean Area, By Specialty Group: Jun 1944 through Dec 1947	35
Table 24-- Military Personnel in the Pacific Area, By Specialty Group: Jun 1944 through Dec 1947	37
Table 25-- Military Personnel in China Area, By Specialty Group: Jun 1944 through Dec 1947	39
Table 26-- Military Personnel in Alaska, By Specialty Group: Jun 1944 through Dec 1947	41
Table 27-- Military Personnel in Air Transport Command Overseas, By Specialty Group: Jun 1944 through Dec 1947	43
Section VI - <u>Functional Category of Military Personnel</u>	
Table 28-- Military Personnel in Continental US; By Functional Group: Jun 1944 through Dec 1947	45
Section VII - <u>Strength of Military Personnel By</u>	
A. Continental Command or Theater	
Table 29-- Military Personnel in Continental US, By Command: Dec 1942 through Dec 1947	46
Table 30-- Officers in Continental US, By Command: Dec 1942 through Dec 1947	47
Table 31-- Enlisted Personnel in Continental US, By Command: Dec 1941 through Dec 1947	48

CONTENTS - Continued

	Page
Table 32-- ASWAF Women's Army Corps Personnel in Continental US, By Command: Sep 1943 through Dec 1947.	49
Table 33-- ASWAF Female Medical Specialist Officers in Continental US, By Command: Jan through Dec 1947	51
Table 34-- Negro Military Personnel in Continental US, By Command: Sep 1944 through Dec 1947	52
B. Overseas	
Table 35-- Military Personnel Overseas, By Theater or Command: Mar 1943 through Dec 1947	53
Table 36-- Officers Overseas, By Theater or Command: Mar 1943 through Dec 1947	54
Table 37-- Enlisted Personnel Overseas, By Theater or Command: Mar 1943 through Dec 1947	55
Table 38-- ASWAF Women's Army Corps Personnel Overseas, By Theater or Command: Jun 1944 through Dec 1947.	56
Table 39-- Negro Military Personnel Overseas, By Theater or Command: Sep 1942 through Dec 1947	58
Section VIII <u>Accessions and Separations of Military Personnel</u>	
Table 40-- Accessions to Enlisted Strength By Selective Service and Enlistments in Regular Army: 1944 through 1947	59
Table 41-- Military Personnel Lost through Transfer to Separation Centers, By Cause of Separation: May 1945 through Dec 1947.	60
Table 42-- Military Personnel Lost through Transfer to Air Force and War Department Separation Centers: May 1945 through Dec 1947	61
Section IX - <u>Military Personnel Shipments</u>	
Table 43-- Military Personnel Shipped Overseas, By Theater or Command of Destination and By Type of Personnel: Annually and Quarterly, 1st Quarter 1943 through 4th Quarter 1947	62
Table 44-- Military Personnel Returned from Overseas, By Theater or Command from which Returned, and By Type of Personnel: Annually and Quarterly, 2nd Quarter, 1944 through 4th Quarter, 1947.	64
Section X - <u>Miscellaneous, Military and Civilian</u>	
Table 45-- Offenses committed By Civilian and Military Personnel on Posts in Continental US: Aug 1946 through Dec 1947	66
Table 46-- Accidents incident to Ground Operations in Continental US: May 1944 through Dec 1947	67
Table 47-- Admission of Military Personnel to Hospitals and Quarters in Continental US, By Cause--Number and Rate: Jul 1943 through Dec 1947.	68
Table 48-- Casualty Assistance Rendered in Continental US and Overseas to Next of Kin: Jan 1947 through Dec 1947.	70
Table 49-- Recapitulation of Status and Denominational Spread of Air Chaplains: 30 Jun and 31 Dec 1947	70
Table 50-- Military and Civilian Suggestions and Civilian Awards: Jun 1943 through Dec 1947	71
Section XI - <u>Civilian Personnel in Continental US</u>	
Table 51-- Civilian Personnel in Continental US, By Command: Dec 1941 through Dec 1947	72
Table 52-- Civilian Personnel, Graded and Ungraded, in Continental US: Sep 1943 through Dec 1947	73
Table 53-- Accessions, Separations, and Number Employed of Civilian Personnel with Veteran Preference, in Continental US: Jan 1946 through Dec 1947.	73
Table 54-- Accessions and Separations of Civilian Personnel in Continental US, By Cause and Rate: Jul 1943 through Dec 1947	74
PART III - TRAINING	
Introduction.	77
Section XII - <u>Flying Training</u>	
A. Total Air Force	
Table 55-- Flying Training Students Under Instruction, By Type of Course: Quarterly, 3rd Quarter Sep 1939 through Dec 1947.	78
Table 56-- Flying Training Graduates, By Type of Course, Annually and Quarterly, 3rd Quarter 1939 through Dec 1947.	81
Table 57-- Flying Training Eliminees, By Type of Course: Annually and Quarterly, 3rd Quarter 1939 through Dec 1947.	85
Table 58-- Flying Training Fatalities, By Type of Course: Annually and Quarterly, 3rd Quarter, Jul 1939 through Dec 1947	89
B. Negro	
Table 59-- Negro Flying Training Students Under Instruction, By Type of Course: Quarterly, Sep 1944 through Dec 1947	92
Table 60-- Negro Flying Training Graduates, By Type of Course: Annually and Quarterly, Prior to 1944 and 1944 through Dec 1947	92
Table 61-- Negro Flying Training Eliminees and Fatalities, By Type of Course: Annually and Quarterly, Prior to Oct 1944 and 4th Quarter 1944 through Dec 1947	93
C. Foreign	
Table 62-- Foreign Flying Students Trained By A&F -- Number Under Instruction, By Type of Course: Quarterly, Dec 1941 through Dec 1947.	94

CONTENTS - Continued

Page

Table 63.-- Foreign Flying Training Students Trained By AAF--Number of Graduates, By Type of Course: Annually, Prior to 1942 and Quarterly, 1942 through Dec 1947 95

Table 64.-- Foreign Flying Students Trained By AAF--Number of Eliminees, By Type of Course: Annually, Prior to 1942 and Quarterly, 1942 through Dec 1947 96

Table 65.-- Foreign Flying Training Students Trained By AAF--Number of Fatalities, By Type of Course: Annually, Prior to 1942 and Quarterly, 1942 through Dec 1947 97

Section XIII - Technical Training

Table 66.-- Technical Training Students Under Instruction, By Type of Course: Quarterly, Sep 1939 through Dec 1947 98

Table 67.-- Technical Training Graduates, By Type of Course: Annually and Quarterly, 3rd Quarter 1939 through Dec 1947 100

Table 68.-- Technical Training Eliminees and Fatalities, By Course: Annually and Quarterly, 3rd Quarter 1939 through Dec 1947 103

Section XIV - Training at Air Materiel Command and Air University

Table 69.-- Student Training Status at Air Materiel Command, By Type of Course: 1947 (Students under Instruction, Graduates and Eliminees). 106

Table 70.-- Student Training Status at Air University, By Type of Course: 1947 (Students under Instruction, Graduates and Eliminees). 106

PART IV - AIRCRAFT AND MATERIEL

Introduction. 107

Table 71.-- Class Designation of Bombardment Aircraft. 109

Section XV - Procurement

A. Air Force Aircraft

Table 72.-- Airplanes Authorized for USAF Procurement, By Type and Model of Airplane: Fiscal Years 1939 to 1947 110

Table 73.-- Average Unit Cost of USAF Airplanes Authorized for Procurement, By Principal Model: Fiscal Years Prior to 1941, Jan 1941 to Dec 1947 112

Table 74.-- Factory Acceptances of Army Cognizance Airplanes, By Type and Model of Airplane: Monthly 1946 and 1947. 115

Table 75.-- Airframe Weight of Factory Accepted USAF Cognizance Airplanes, By Type of Airplane: Quarterly, 1940 to 1945; Monthly 1946 and 1947. 116

B. All Military Aircraft (Army and Navy)

Table 76.-- Factory Acceptances of all US Military Airplanes, By Type of Airplane: Quarterly, 1940 to 1945; Monthly, 1946 and 1947. 117

Table 77.-- Factory Acceptances of all US Military Airplanes, By Plant and By Type and Model of Airplane: 1946 and 1947 118

Table 78.-- Airframe Weight of All Factory Accepted US Military Airplanes, By Type of Airplane: Quarterly, 1940 to 1945; Monthly 1946 and 1947. 119

Table 79.-- Factory Deliveries of all US Military Airplanes, By Type of Airplane and By Recipient: Quarterly, 3rd Quarter, 1940 to 1946; Monthly 1947 120

C. Aircraft Engines

Table 80.-- Factory Deliveries of all Military Aircraft Engines, By Type: Quarterly, 1940 to 1947. 124

Table 81.-- Factory Deliveries of all Military Aircraft Engines, By Plant, By Model and By Unit Horsepower: 1940 to 1947. 125

Table 82.-- Factory Deliveries of all Jet Propelled Aircraft Engines, By Plant, By Model and By Unit Power: 1944 to 1947. 127

Table 83.-- Average Unit Cost of USAF Procured Engines, By Type of Engine: Prior to Fiscal Year 1941 and Fiscal Years 1941 to 1948. 128

D. Propellers

Table 84.-- Factory Deliveries of all Military Propellers: Quarterly, 1940 to 1947 129

Table 85.-- Army Cognizance Propeller Deliveries and Unit Costs, By Manufacturer and Model of Airplane: Monthly, 1947. 129

Section XVI - On Hand

A. Aircraft

Table 86.-- Airplanes on Hand in the USAF, By Major Type: Jul 1939 to Dec 1947 130

Table 87.-- Airplanes on Hand in the USAF, By Type and Principal Model: Nov 1941 to Dec 1947 131

Table 88.-- Airplanes on Hand in Continental US, By Type and Principal Model: Nov 1941 to Dec 1947 135

Table 89.-- Airplanes on Hand Overseas, By Type and Principal Model: Nov 1941 to Dec 1947. 139

Table 90.-- Airplanes on Hand in European Area, By Type and Principal Model: Jun 1941 to Dec 1947 143

Table 91.-- Airplanes on Hand in China Area, By Type and Principal Model: Mar 1942 to Dec 1947 147

Table 92.-- Airplanes on Hand in Caribbean Area, By Type and Principal Model: Dec 1941 to Dec 1947 149

Table 93.-- Airplanes on Hand in Pacific Area, By Type and Principal Model: Nov 1941 to Dec 1947 152

Table 94.-- Airplanes on Hand in Alaska, By Type and Principal Model: Nov 1941 to Dec 1947. 155

CONTENTS - Continued

	Page
Table 95-- Airplanes on Hand in the USAF, Dec 1946 and Gains and Losses, By Type and Principal Model of Airplane, During Calendar Year 1947	157
Table 96-- Airplanes on Hand in USAF During 1947: Active and Inactive	158
B. Engines	
Table 97-- Selected Engines on Hand in Continental US, By Type and Series-- Number Installed and Status of Spare Engines: Mar 1944 to Dec 1947.	159
Table 98-- Selected Aircraft Engines on Hand in European Area, By Type and Series--Number Installed and Status of Spare Engines: Mar 1944 to Dec 1947.	161
Table 99-- Selected Aircraft Engines on Hand in Caribbean Area, By Type and Series--Number Installed and Status of Spare Engines: Mar 1944 to Dec 1947.	163
Table 100-- Selected Aircraft Engines on Hand in Pacific Area, By Type and Series--Number Installed and Status of Spare Engines: Mar 1944 to Dec 1947.	164
Table 101-- Selected Aircraft Engines on Hand in China Area, By Type and Series-- Number Installed and Status of Spare Engines: Mar 1944 to Dec 1947.	166
Table 102-- Selected Aircraft Engines on Hand in Alaska, By Type and Series-- Number Installed and Status of Spare Engines: Mar 1944 to Dec 1947.	167
Section XVII - <u>Storage and Overhaul</u>	
A. Storage	
Table 103-- Aircraft in Storage at Air Materiel Command Installations, in Continental US, By Type of Airplane: Sep 1944 to Dec 1947.	168
Table 104-- Storage Space at Air Materiel Command Air and Specialized Depots in Continental US: Mar 1944 to Dec 1946 and in Continental US and Overseas: 1947	169
B. Engine Overhaul	
Table 105-- Average Operating Hours of Airplane Engines Since Manufacture or Between Major Overhaul in Continental US, By Type of Engine: Quarterly, 1945 to 1947	170
Table 106-- Average Man-Hours Expended per Major Airplane Engine Overhaul at Air Materiel Command Air Depots in Continental US, By Type of Engine: Quarterly, 3rd Quarter 1943 to 1947.	171
Section XVIII <u>Losses and Disposals of Aircraft Arrivals of Airplanes Overseas</u>	
A. Losses	
Table 107-- Airplane Losses in Continental US and Overseas, By Type of Airplane: Dec 1941; Quarterly, 1942 to 1945; Monthly 1946 and 1947	172
Table 108-- Losses of Combat Type Airplanes Overseas, By Area, By Type of Airplane and By Type of Loss: Monthly 1946 and 1947.	174
Table 109-- Losses of Non-Combat Types of Airplanes Overseas, By Area and By Type of Airplane: Dec 1941; Quarterly 1941-1945; Monthly 1946-1947	176
Table 110-- Losses of Combat and Non-Combat Types of Airplanes Overseas, By Overseas Area: 1941 to 1947.	177
B. Arrivals of Airplanes Overseas	
Table 111-- Airplane Arrivals Overseas, By Overseas Area and By Type of Airplane: 1941 to 1947.	178
C. Disposals	
Table 112-- Disposition of Airplanes Excess to Military Requirements in Continental US and Overseas, By Type of Airplane and By Type of Disposition Prior to 1945 and Jan 1945 to Dec 1947.	179
PART V - FLIGHT OPERATIONS	
Introduction	183
Section XIX - <u>Flying Facilities</u>	
Table 113-- USAF Airfields in Continental US, By Air Force or Command and By Type of Airfield: 1941 to 1947	185
Table 114-- Major Installations in Continental US, By Type of Installation: 1944 through 1947	186
Table 115-- Status of Air Bases and Air Fields Outside Continental US: Aug, 1941 t rough Dec 1947	186
Table 116-- Air Transport Command Air Weather Service Average Number of Forecasting and Observing Operations, By Type of Operation: Annually 1943 to 1947.	187
Table 117-- Facilities Maintained By Airways and Air Communications Service Units, Including Average Number of Homing Beacon Control Tower; Ground to Air Communications and Radio Range Facilities, By Geographical Area: Monthly 1947.	188
Section XX - <u>Instrument Landings</u>	
Table 118-- Number of Ground Control Approach Operations Performed By Airways and Air Communications Service Units, By Geographical Area: Monthly 1947.	189
Table 119-- Number of Instrument Landings System Operations Performed By Airways and Air Communications Service Units, By Geographical Area: Monthly, 1947	189
Section XXI - <u>Flying Time</u>	
Table 120-- Flying Time of Airplanes in Continental US, By Command, and By Type and Principal Model of Airplane: 1946 and 1947.	190

CONTENTS - Continued

	Page
Table 121-- Flying Time of Airplanes in Continental US, By Type and Principal Model of Airplane: Quarterly, 1943 to 1945; Monthly, 1946 and 1947.	193
Table 122-- Flying Time of Airplanes Overseas, By Type and Principal Model of Airplane: Dec 1941; Quarterly 1942 to 1945; Monthly 1946 and 1947.	197
Table 123-- Flying Time of Airplanes in European Area, By Type and Principal Model of Airplane: Quarterly, 2nd Quarter, 1942 to 1945; Monthly 1946 and 1947.	202
Table 124-- Flying Time of Airplanes in Caribbean Area, By Type and Principal Model of Airplane: Sep 1945 to Dec 1947.	205
Table 125-- Flying Time of Airplanes in Pacific Area, By Type and Principal Model of Airplane: Dec 1941; Quarterly 1942 to 1945; Monthly 1946 and 1947.	207
Table 126-- Flying Time of Airplanes in China Area, By Type and Principal Model of Airplane: Quarterly 1942 to 1945; Monthly 1946 and 1947.	211
Table 127-- Flying Time of Airplanes in Alaska, By Type and Principal Model of Airplane: Quarterly 1942 to 1945; Monthly 1946 and 1947.	213
 Section XXII - <u>Aviation Fuel Consumption</u>	
Table 128-- Aviation Fuel Consumption of Airplanes Overseas, By Type and Principal Model of Airplane: Dec 1941; Quarterly 1942 to 1945; Monthly 1946 and 1947.	215
Table 129-- Aviation Fuel Consumption of Airplanes in European Area, By Type and Principal Model of Airplane: Quarterly, 2nd Quarter, 1942 to 1945; Monthly 1946 and 1947.	220
Table 130-- Aviation Fuel Consumption of Airplanes in Caribbean Area, By Type and Principal Model of Airplane: Sep 1945 to Dec 1947.	223
Table 131-- Aviation Fuel Consumption of Airplanes in Pacific Area, By Type and Principal Model of Airplane: Dec 1941; Quarterly 1942 to 1945; Monthly 1946 and 1947.	225
Table 132-- Aviation Fuel Consumption of Airplanes in China Area, By Type and Principal Model of Airplane: Quarterly 1942 to 1945; Monthly 1946 and 1947.	229
Table 133-- Aviation Fuel Consumption of Airplanes in Alaska, By Type and Principal Model of Airplane: Quarterly, 1942 to 1945; Monthly 1946 and 1947.	231
Table 134-- USAF Issuance of Aircraft Fuel By Octane Rating, By Command: Monthly, 1947.	234
Table 135-- Issue of Aviation Gasoline and Fuel in Continental US, By Octane Rating: Quarterly 1942 to 1945; Monthly 1946 and 1947.	236
 Section XXIII - <u>Aircraft Accidents</u>	
Table 136-- Aircraft Accidents, Number and Rate: Fiscal Years, 1921 through 1940.	237
Table 137-- Airplane Accidents in Continental US, By Principal Model of Airplane--Number and Rate: 1942 through 1947.	238
Table 138-- Aircraft Accidents in Continental US--Number and Rate: Dec 1941; Quarterly, 1942 through Dec 1945; Monthly 1946 and 1947; Overseas, Jan through Dec 1947--Worldwide Jan through Dec 1947.	240
 Section XXIV - <u>Air Transport Command Operations</u>	
Table 139-- ATC Total Transport Operations: Quarterly, 3rd Quarter, 1942 to 1945; Monthly 1946 and 1947.	242
Table 140-- ATC Domestic Transport Operations: Quarterly, 3rd Quarter 1942 to 1945; Monthly 1946 and 1947.	243
Table 141-- ATC International Transport Operations: Quarterly, 3rd Quarter, 1942 to 1945; Monthly 1946 and 1947.	244
Table 142-- Medical Air Evacuation Operations of Air Transport Command: Jan 1943 to Dec 1947.	245
 PART VI - MISCELLANEOUS	
Introduction	247
Section XXV - <u>Budget and Fiscal</u>	
Table 143-- Direct Cash Appropriations and Expenditures from Direct Appropriations: Fiscal Years 1899 through 1948.	249
Table 144-- Expenditures from Direct Appropriations, By Major Project: Fiscal Years 1943 through 1948.	250
 Section XXVI - <u>Housing in US</u>	
Table 145-- Military Housing in Continental US--Existing Capacity and Reserved or Occupied--For Troop and Family Housing, By Air Force or Command: Jan through Dec 1947.	253
Table 146-- Military Housing in Continental US--Existing Capacity and Reserved or Occupied--By Air Force or Command: Dec 1942 through Dec 1947.	254
 Section XXVII - <u>Readjustments</u>	
Table 147-- Number of Contract Terminations (Initiated, Settled, and Pending) and Cost Price of Items Cancelled, By Type of Contract: Prior to 1944 and Jan 1944 through Dec 1947.	256
Table 148-- Disposition of Surplus Property (Excluding Aircraft) in Continental US--Value of Items Declared, Disposed, and Pending Action, By Type of Property: Sep 1945 through Dec 1947.	258

CONTENTS - Continued

	Page
Section XXVIII. <u>Accidents</u>	
Table 149-- Motor Vehicle Accidents in Continental US, By Command: Aug 1946 through Dec 1947.	260
 PART VII - CIVILIAN COMPONENTS	
Introduction	263A
Section XXIX - <u>Air National Guard</u>	
Table 150-- National Guard Personnel Strength and Number of Units: Authorized, Sep 1947; Actual, Nov 1946 through Dec 1947	263
Table 151-- Airplanes on Hand in the Air National Guard, By Air Force Area and State or Territory: Sep 1946 to Dec 1947	268
Table 152-- Airplanes on Hand in the Air National Guard, By Type and Model of Airplane: Sep 1946 to Dec 1947	269
Table 153-- Utilization and Maintenance of Air National Guard Airplanes, By Air Force Area and State or Territory: May to Dec 1947	270
Table 154-- Air National Guard Continental US Flying Time and Average Hours Flown per Airplane; By Type and Model of Airplane, May to Dec 1947	272
Section XXX - <u>Air Reserve</u>	
Table 155-- Air Reserve Organizations Activated, By Air Force and Type: Dec 1946 and Jan to Dec 1947.	273
Table 156-- Status of Air Reserve Bases and AF BU(RT)s with Servicing Bases and Location of Servicing Bases: As of 31 Dec 1947	274
Table 157-- Air Reserve Personnel--By Type and By Race--in Continental US By Air Force and By State; Overseas By Command: As of 31 Dec 1947.	276
Table 158-- Air Reserve Officers By Specialty Group in Continental US and Overseas: As of 31 Dec 1947.	277
Table 159-- Air Reserve Enlisted Personnel By Specialty Group in Continental US: As of 31 Dec 1947	277
Table 160-- Air Reserve Permanent Party, Air Defense Command: 28 Jul 1946 through Dec 1947.	278
Table 161-- Air Reserve Training, Air Defense Command: Weekly, Semi-monthly, Monthly, 28 Jul 1946 through 31 Dec 1947.	279
Table 162-- Comparative Utilization and Maintenance of Airplanes in the Air Reserve in Continental US: Aug 1946 to Dec 1947.	285
Table 163-- Aircraft Hours Flown By Air Reserve Pilots on Inactive Duty Status: Aug 1946 to Dec 1947.	285
Table 164-- Airplanes on Hand in the Air Reserve, By Air Force Area and Type and Model of Airplane: Aug 1946 to Dec 1947.	286
Section XXXI - <u>Air Reserve Officer Training Corps</u>	
Table 165-- Reserve Officer Training Corps Enrollment, By Air Force, By Institution: Beginning of School Year, 1946-1947, through Beginning of School year, 1947-1948.	288
Section XXXII <u>Budget and Fiscal</u>	
Table 166-- Direct Funding for Civilian Components: Fiscal Years 1947 and 1948	294

INDEX

295-305

FOREWORD

U S AIR FORCES STATISTICAL DIGEST SUMMARIZES THE GREAT VOLUME OF STATISTICAL INFORMATION COLLECTED AND PUBLISHED BY THE VARIOUS OFFICES IN HEADQUARTERS USAF, THE AIR FORCES AND CERTAIN AIR FORCE COMMANDS. THE MORE IMPORTANT DATA ON THE MANY ACTIVITIES AND OPERATIONS OF THE USAF ARE BROUGHT TOGETHER ON A UNIFORM BASIS TO SERVE AS AN OFFICIAL AND BASIC REFERENCE MANUAL.

THE 1947 STATISTICAL DIGEST IS THE SECOND EDITION IN AN ANNUAL SERIES. PREVIOUS EDITIONS - ARMY AIR FORCES STATISTICAL DIGEST (WORLD WAR II) AND SUPPLEMENT NUMBER 1 THERETO AND AAF STATISTICAL DIGEST, 1946 - MADE AVAILABLE SUMMARY STATISTICS ON WORLD WAR II AND ON SELECTED SUBJECTS THROUGH THE YEAR 1946. THE PRESENT ISSUE INCLUDES THE MAJORITY OF THE TABLES CARRIED IN THE 1946 EDITION. HISTORICAL CONTINUITY HAS BEEN PRESERVED AND EACH SERIES HAS BEEN BROUGHT FORWARD THROUGH 1947. IN ADDITION, SEVERAL NEW TABLES HAVE BEEN ADDED ON DATA WHICH HAS BECOME AVAILABLE DURING THE PREPARATION OF THIS ISSUE.

TO FACILITATE THE USE OF THIS VOLUME, IT HAS BEEN DIVIDED INTO THE FOLLOWING PARTS, EACH COVERING A SPECIFIC PHASE OF USAF ACTIVITY:

1. COMBAT GROUPS
2. PERSONNEL, MILITARY AND CIVILIAN
3. TRAINING
4. AIRCRAFT AND MATERIEL
5. FLIGHT OPERATIONS
6. MISCELLANEOUS
7. CIVILIAN COMPONENTS

THE TABLES IN EACH PART ARE PRECEDED BY AN INTRODUCTORY STATEMENT, GIVING SOME INDICATION OF THE CHARACTER OF THE DATA, NEW TOPICS INTRODUCED AND AMENDMENTS TO TABLES IN EARLIER EDITIONS.

SOURCES OF THE MAJORITY OF THE DATA ARE THE MANY PUBLICATIONS AND UNPUBLISHED RECORDS OF THE STATISTICAL SERVICES. THE TABULATIONS WHICH WERE FURNISHED BY OTHER OFFICES IN HEADQUARTERS, USAF OR USAF COMMANDS ARE ANNOTATED AS TO SOURCE. TABLES CONTAINING NO SOURCE REFERENCES ARE THOSE SUPPLIED BY STATISTICAL SERVICES.

CRITICISMS AND SUGGESTIONS FOR FUTURE EDITIONS OF THE DIGEST SHOULD BE ADDRESSED TO HEADQUARTERS, U. S. AIR FORCES, DIRECTOR OF STATISTICAL SERVICES, THE PENTAGON, WASHINGTON 25. D. C.

GLOSSARY

AAF CENTER

Hq and Hq Sq Bombardment Department, AAF School of Applied Tactics, activated, 3 Dec 1942; redesignated Hq AAF Tactical Center, 1 Nov 1943; redesignated Hq AAF Center, 1 Jun 1945; redesignated Hq AAF Proving Ground Command, 26 Feb 1946 (Orlando, Fla). Took over functions of Hq AAF Proving Ground which had been disbanded at Eglin Field, Fla, and moved to Eglin.

ACCEPTANCE AIRPLANE

Receipt of legal title by the resident factory representative of procuring agency.

ACCIDENT AIRPLANE

An event, involving one or more military aircraft, that occurs while the aircraft is engaged in any phase of aerial flight including takeoff and landing runs, taxiing, or while the aircraft is on the ground and power plant is in operation (except maintenance operation--servicing, repair, etc.) and which results in death or injury to persons or damage to the aircraft.

ACCIDENT AIRCRAFT MAJOR

An accident which results in death or major injury to persons or major damage to the aircraft. Major injury is that which will probably require hospitalization for a period of five or more days or results in unconsciousness, fractures (except simple finger or toe fractures), lacerations of muscles or which cause hemorrhages, internal lesions and burns involving more than five percent of body surface or involving less than five percent if to the second or third degrees. Major damage includes damage to such parts of the aircraft as landing gear, wings, fuselage, stabilizers and power plant to the extent that the part must undergo major repair or be replaced.

ACCIDENT AIRCRAFT MINOR

An accident which results in minor injury to persons or minor damage to the aircraft. Minor injury is less severe than major injury as defined above and requires that military personnel be reported on the daily sick report as sick in quarters or hospital, or in the case of civilian personnel, loss or regular working time beyond the work-day on which the accident occurred. Minor damage is such damage as to make the aircraft unsafe for flight but not damage so great as to be classified major damage as defined above.

AF BU(RT)S

Air Force base units for reserve training.

AIRCRAFT

Any type of airplane, glider or aerial target.

AIRCRAFT-CLASS-OIZ

Complete aircraft used for ground instructional purposes.

AIR FORCES

First - Conn, Del, Mo, Mass, N H, N J, N Y, R I, Vt.
Second - Colo, Ill, Iowa, Kans, Mich, Minn, Mo, Nebr, N D, S D, Wis, Wyo.
Fourth - Ariz, Calif, Ida, Mont, Nev, Ore, Utah, Wash.
Tenth - Ark, La, N Mex, Okla, Tex.
Eleventh - Dist of Col, Ind, Ky, Md, Ohio, Pa, Va, W Va.
Fourteenth - Ala, Fla, Ga, Miss, N C, S C, Tenn.

AIR FORCE PERSONNEL

Includes USAF and ASWAAF personnel. Applies to personnel within selected or restricted categories which could not be properly described as "Command Strength" (eg Air Force personnel with SSN's 747,750 etc; Air Force Enlisted personnel on Flying Pay).

AIRFRAME WEIGHT

Empty weight of an airplane less the following government furnished equipment: engines, propellers, wheels, brakes, tires and tubes, auxiliary power plant, turbo-super chargers, radio receivers and transmitters, starters, batteries, generators, turbines and power-operated gun mounts.

AIRPLANE

This term indicates all aircraft except aerial target type aircraft and gliders.

AIRPLANE COMBAT

Any type of bomber, fighter or reconnaissance airplane.

AIRPLANE FIRST LINE

First line airplanes are those airplanes which are performing or are capable of performing the primary mission for which they were designed.

AIRPLANE MILITARY

One produced for the use of the armed forces or a commercial airplane seating twelve or more passengers.

AIRPLANE TRANSIENT

All airplanes other than those assigned to the reporting base or station. (applicable to flight operations and fuel consumption).

AIRPLANE SECOND-LINE

Second-line Airplanes are those airplanes formerly first line airplane which are not currently capable of effectually performing the primary mission for which they were designed but are capable of performing some secondary or less exacting mission. The type designator and/or prefix determines whether a specific airplane is classed as first or second line. The mechanical condition of an individual airplane does not automatically determine its classification.

AIR RESERVE SERVICING BASES

Consist of two types of bases which service the AF BU(RT)s: A. Repairs and Utilities
B. Other services

AIR RESERVE STRENGTH

The total number of persons currently members of the Air Reserve, both active and inactive, who are not currently on extended active duty. Includes reservists recalled to active duty "for training"; excludes reservists ordered to extended active duty.

ALASKAN AIR COMMAND

Activated Hq and Hq Sq Alaska Air Force, 15 Jan 1942; redesignated Hq and Hq Sq Eleventh Air Force, 5 Feb 1942; redesignated Alaskan Air Command, 18 Dec 1945. (No change since that date).

APPROPRIATIONS OR CASH APPROPRIATIONS

An authorization to make payments out of the Treasury for a designated purpose pursuant to an act of Congress.

ARM OR SERVICE

Arm refers to any non-combatant branch of the Air Force.

Service refers to a combatant branch.

ASSIGNED STRENGTH

Individuals are "assigned" when they are placed on duty with a unit as an integral member thereof by means of competent orders. Units are "assigned" when they are placed under the command jurisdiction of a unit and/or higher headquarters by means of competent orders.

ASWAAF PERSONNEL

Army Personnel assigned to an Air Force Organization (Pipeline or Permanent Party).

ATTRITION (SEE ELIMINEES AND FATALITIES)AVIATION FUEL CONSUMED

The sum of all fuel serviced into the aircraft during the reporting period plus fuel on hand at the beginning of the period minus balance on hand at the end of the period and any defueling occurring during the month.

AWARDS, CIVILIAN

Various amounts of cash paid to individuals for acceptable suggestions given to the government. The value of the award is determined by evaluating the suggestions and the amount is paid in accordance with a table set up by Executive Order 9817, 31 Dec 1946. (All government agencies use the same basis for awards).

BULLING FIELD COMMAND

Established, 15 Dec 1946, directly under Commanding General, AAF.

BULK ALLOTMENT

The authorization of personnel as individuals, as distinguished from personnel assigned to T/O & E units. Such personnel may be assigned to units organized under tables of distribution.

CARIBBEAN AIR COMMAND

Hq and Hq Sq Panama Canal Air Force, activated, 20 Nov 1940; redesignated Hq and Hq Sq Caribbean Air Force, 5 Aug 1941; redesignated, Hq and Hq Sq, Sixth Air Force, 5 Feb 1942; redesignated Hq Caribbean Air Command, 31 Jul 1946. At the same time took over the functions of Hq and Hq Sq Antilles Air Command which was inactivated by Caribbean Air Command, 25 Aug 1946.

CARIBBEAN AREA

(See Caribbean Air Command)

CASUALTY ASSISTANCE

Any assistance rendered to the next of kin of military personnel on matters pertaining to their personal affairs. Chaplains will assist and advise dependents of military personnel (excluding legal assistance) in connection with, but not limited to the following:

- Dependents' pensions
- Family allowance of casualty dependents
- Personal effects
- Arrears in pay
- Burial/memorial flag
- Settlement of government life insurance
- Burial allowance (See AAF Letter 35-55, 16 Jul 1947)

CHINA AREA

1. Hq and Hq Sq, India-Burma Theater activated, 20 Aug 1943 and inactivated, 30 April 1946.
2. Hq and Hq Sq (Sp) Tenth Air Force activated, 12 Feb 1942 and inactivated, 6 Jan 1946.
3. Hq and Hq Sq, Fourteenth Air Force activated, 10 Mar 1943 and inactivated, 6 Jan 1946.
4. (a) Hq and Hq Sq XX Bomber Command (except where Twentieth Air Force is shown separately) during its period of operation was activated, 20 Nov 1943 and inactivated, 16 July 1945--personnel and equipment absorbed by Hq and Hq Sq, Eighth Air Force, 16 Jul 1945.
- (b) For Hq Twentieth Air Force see Twentieth Air Force.
5. Hq and Hq Sq, USAAF China Theater established separately 6 and 7 July 1945, respectively, discontinued as Hq and Hq Sq USAAF, China, 20 Jun 1946 (overseas). Left 332 Troop Carrier Sq which was inactivated, 10 Apr 1947. Administrative Control of 332 Troop Carrier Sq transferred to Commanding General, Air Division, Nanking, Hq Command, effective, 20 June 1946; redesignated Air Division Army Advisory Group, China, 5 Nov 1946.

CIVILIAN COMPONENTS (AIR)

Air National Guard, Air Reserve, and Air Reserve Officers Training Corps

CIVILIAN EMPLOYEECLASSIFICATION OF -

- (1) CAF - Clerical, Administrative, and Fiscal
- (2) CPC - Crafts, Protective and Custodial
- (3) P - Professional
- (4) SP - Sub-professional
- (5) WAE'S - Consultants and Experts (included only when actually employed).

GRADED - Civilians employed in graded positions provided for in the Classification Act of 1923, as amended.

REDUCTION IN FORCE - Separation of civilians because of lack of work or funds, abolition of position of activity, or to keep within personnel authorizations. Employees are counted as separations the day following the last day of active duty.

RETURNED FROM LEAVE WITHOUT PAY - Civilians who returned to active duty and pay status from extended leave without pay, suspension, or furlough. Extended leave without pay and suspension refer to such status for a period of thirty (30) days or longer.

UNGRADED - Civilians, except consultants and experts employed in positions subject to classification act of 1923, as amended. This includes civilians occupying ungraded positions whose rates of pay are determined by Local Wage Boards and civilians employed in ungraded positions not compensated under locality wage rates such as maritime employees.

VETERAN PREFERENCE - Refers to the priority and 5 or 10 points additional credit given to veterans (male or female), wives of disabled veterans who have established service connected disability, and the unmarried widows of veterans in obtaining or retaining government jobs.

COGNIZANCE

Designations used to identify the aircraft of the USAF and the US Navy, respectively.

COMMANDING GENERAL

(a) Hq GHQ Air Force, activated, 1 Oct 1933; redesignated, Hq Air Force Combat Command, AG Letter, 20 Jun 1941; went to Hq Army Air Forces by Ag Letter dated 12 Mar 1942; redesignated Hq USAF, effective, 26 Sep 1947. (Personnel strength reported under Commanding General through Dec 1947).

(b) Hq Sq GHQ Air Force activated, 1 Mar 1935; redesignated Hqs Squadron, Air Force Combat Command, 20 Jun 1941; redesignated Hq Sq Army Air Forces, 12 Mar 1942; redesignated Hq Sq, United States Air Force, 26 Sep 1947.

CONTRACTOR INVENTORY

Surplus property in a privately owned plant which arose by reason of cancellation of a contract or curtailment of production.

CONTINENTAL AIR FORCES

(First, Second, Third, Fourth Air Forces and I Troop Carrier Command in reporting existence from March 1945 through Feb 1946). Designated Continental Air Forces, 15 Dec 1944; redesignated Hq Strategic Air Command, 21 Mar 1946.

1. Hq First Air Force, relieved from Continental Air Force, Mar 2, 1946 and went to Air Defense Command.

2. Hq Second Air Force, inactivated, 30 Mar 1946 and went into Air Defense Command in an inactive status. Reactivated Hq Second Air Force, 6 Jun 1946.

3. Hq Third Air Force, relieved from Continental Air Forces and reassigned to Tactical Air Command, 21 Mar 1946. Inactivated, 1 Nov 1946. Personnel and Equipment absorbed by Hqs Ninth Air Force, 1 Nov 1946.

4. Hq Fourth Air Force, relieved from Continental Air Forces and reassigned, 21 Mar 1946 to Air Defense Command.

CONTINENTAL AIR FORCES -- Continued

5. Hq I Troop Carrier Command, activated, 30 Apr 1942, relieved from Hq AAF, 16 Apr 1945 and assigned to Continental Air Forces. Disbanded, 4 Nov 1945; personnel reassigned to Hq and Hq Sq IX Troop Carrier Command, 4 Nov 1945. Hq and Hq Sq IX inactivated, 31 Mar 1946, personnel and equipment used to man and re-equip Hq, Third Air Force.

COST PLUS FIXED FEE CONTRACTS

A contract in which the government agrees to reimburse the contractor for costs incurred in producing the articles or performing the services and in addition the government agrees to pay the contractor a fixed fee.

DECLARATION (SURPLUS PROPERTY)

The reporting of surplus property to a disposal agency.

DELIVERY, AIRPLANE, ENGINE OR PROPELLER

Final transaction between manufacturer and recipient whereupon the aircraft engine or propeller, becomes part of the official inventory.

DIRECT CASH APPROPRIATIONS

An appropriation made directly to the Air Force is a Direct Appropriation.

An Indirect Appropriation, (as it applies to the Air Force) is or may be made through the Army for the use of the Air Force.

DISPOSAL AGENCY

A designated government agency to which surplus property will be declared for disposal.

ELIMINETS OR ATTRITION - TRAINING

Personnel separated from a course because of flying or academic deficiency; personnel withdrawn from a course because of illness and who will not continue the course at a later date; personnel losses from service because of death or separation.

EMBLEM PROGRAM

Honorary recognition accorded employees who accomplish their duties in a meritorious or exceptional manner. (CFR 104, 25 Apr 1947)

ENGINE, INSTALLED

An engine mounted in an aircraft or only temporarily removed for minor repair with the intent of return to the aircraft from which removed.

ENGINE, SPARE

An Engine not installed in an aircraft. Spare engines are divided into two categories; (a) Serviceable -- those engines ready for installation without undergoing overhaul, repair or modification, and (b) Reparable--engines which can be made serviceable by overhaul.

ENLISTED PERSONNEL

Enlisted personnel and aviation cadets, unless shown separately.

EUROPEAN AREA

European and Mediterranean Theaters until the latter was officially discontinued, 14 Dec 1947.

EUROPEAN THEATER

1. Hq and Hq Sq VIII Bomber Command, activated, 1 Feb 1942; redesignated Hq and Hq Sq Eighth Air Force, 28 Feb 1944 (To Europe), reassigned to USSTAF; back to United States, 7 Jun 1946 (less personnel and equipment).

2. Hq Ninth Air Force - Hq and Hq Sq 5th Air Support Command activated, 2 Sep 1941; redesignated Hq and Hq Sq, Ninth Air Force, 8 Apr 1942; inactivated in Germany, 2 Dec 1945.

EUROPEAN THEATER -- Continued

3. First Tactical Air Force (Provisional) established, 2 Nov 1944; discontinued in Germany, 20 May 1945; Hq and Hq Sq, 1st Tactical Air Force (Provisional) established, 20 Oct 1944. Disbanded, 20 May 1945 in Germany.

4. Hq and Hq Sq Eight Air Force, activated, 28 Jan 1942; redesignated, Hq and Hq Sq, USSTAF in Europe, 22 Feb 1944; redesignated, Hq and Hq Sq USAF in Europe, 7 Aug 1945.

FAR EAST AIR FORCES

Activated at Brisbane, Australia, Aug 3, 1944; redesignated Pacific Air Command, USA 6 Dec 1945; Beginning Jul 1945 it included Fifth and Thirteenth Air Forces and Seventh Air Force and Air Forces in Middle Pacific; redesignated Far East Air Forces, 1 Jan 1947.

FATALITIES OR ATTRITION - TRAINING

Students withdrawn from a course by reason of accidental death occurring while the student is actually receiving instructions.

FISCAL YEAR

Ex. FY 1947 includes 1 Jul through 31 Dec 1946 plus 1 Jan through 30 Jun 1947 or the year beginning 1 Jul and ending 30 Jun of the year designated as fiscal year.

FUNCTIONAL GROUP

The general grouping of personnel according to their status as to permanent party or pipeline.

GUARANTEED LOAN

A loan made by an agency such as a bank, by which the government assumes the obligation to pay to the loaning agency in case the borrower defaults.

MAJOR COMMANDS

That portion of the US Air Force command structure which includes appropriate headquarters and subordinate units and is immediately subordinate administratively to Headquarters, US Air Force. By definition, this excludes US Air Force "exempted activities", which are operated by units which are not subordinate to any of the major commands.

MAJOR PROJECT

The designation of a functional grouping of projects which are identified by a series of codes, 100 through 900, as of 1947.

MEDICAL

Units whose primary mission and function is to provide medical services or supplies. Does not include air evacuation.

MEDICAL SPECIALISTS

Includes Hospital Dietitians, Physical Therapy Aides, Occupational Therapists as set up by Congress in Sec 1 of Public Law 36 approved, 16 Apr 1947 (No Occupational Therapists reflected in 1947 reports).

MEDITERRANEAN THEATER

During World War II; Twelfth and Fifteenth Air Forces; also Ninth Air Force prior to October 1943. Subsequent to World War II, Miscellaneous AAF Units assigned to theater. With the return of the 838 and 1898 Engineer Aviation Battalions, Nov 6 1946, no further strength for the MTO is reflected in personnel data.

NEXT OF KIN

Widow or widower; child or children if there be no widow or widower and they are entitled to benefit; dependent, designated by deceased relative, if there be no wife or widower or children.

OBLIGATION

An order placed, a contract awarded, a service received, or any other transaction, which legally reserves an appropriation or fund for expenditure.

OFFENSES

An act or mission as against both civil and military law. (Manual for Court-Martial US Army, 1948). Such offenses are (a) Disorders and neglects to the prejudice of good order and military discipline, (b) Conduct of a nature to bring discredit upon the military service (c) Desertion, (d) Suffering military property to be lost, (e) Selling military property, etc.

OTHER ARMS AND SERVICES

Adjutant General, Armored Force, Cavalry, Coast Artillery, Field Artillery, General Staff, Infantry, Inspector General, Judge Advocate General, Military Intelligence, and in the case of enlisted personnel, students in Army schools.

OTHER CONTINENTAL US

Commanding General, AAF, Bolling Field Command unless shown separately, or otherwise noted. In the case of military personnel, personnel enroute to or at departure points and beginning Jun 1945, personnel enroute to overseas (Prior to Jun 1945, in the overseas theater to which enroute) and staging Area or pipeline for 1947.

OTHER FLYING TRAINING COURSES

Emergency Air Rescue Crew, B-32 Combat Crew, Flight Planning, Observation Non-Pilot, Courses in War Training Service Schools.

OTHER OVERSEAS

Africa Middle East Theater, Bermuda, Iceland, Newfoundland, the Azores, Greenland, US Air Forces, in South America, Commanding General, AAF(Foreign), Air Transport Command (Foreign), unless shown separately or otherwise noted, prior to 1947. 1947 showed SAC (foreign) for Jan only.

OTHER SPECIALISTS

Primarily photographic, weather and mess personnel.

OTHER TECHNICAL TRAINING COURSES

Auto Mechanic, Clerk-Typist, Cook and Baker, Counter Intelligence, Link Trainer Mechanic, Mess Sergeant, Military Police (Aviation), Parachute Rigger and Repairman Supply Clerk and Teletype Operator and Mechanic.

PACIFIC AIR COMMAND, US ARMY

Far East Air Forces, AAF, Pacific Ocean Areas, US Army Strategic Air Forces (USASTAF). This command was established, 6 Dec 1945 (See organization of FEAF for further history of Pacific Air Command with the exception of Seventh Air Force).

PACIFIC AREA

Pacific Air Command, US Army; prior to Dec 1945, includes Far East Air Forces, Pacific Ocean Areas; US Army Strategic Air Forces (USASTAF) after Jun 1945 and XXI Bomber Command prior to Jul 1945.

PACIFIC OCEAN AREAS

Seventh Air Force prior to Jul 1945 and Air Forces in Middle Pacific (AIRFORMIDPAC) beginning in Jul 1945. Included in Far East Air Forces beginning Jul 1945.

PATIENTS (PIPELINE) - MILITARY

Hospitalized personnel who are assigned to a Detachment of Patients.

PEAK STRENGTH

Maximum strength as shown for the nearest end of the month date; as daily strengths are not given.

PERMANENT PARTY PERSONNEL

Those personnel assigned to a unit to perform their principle duty in the furtherance of the

PERMANENT PARTY PERSONNEL - Continued

mission of the unit and who are properly chargeable against the authorization of the unit. This is to include assigned over-strength.

PILOT

A rating given a member of the Air Force who has been qualified to control and navigate an aircraft in flight. The rating of pilot is next below that of senior pilot. (WD TM 20-205, 18 Jan 1944)

PIPELINE PERSONNEL

That portion of Air Force Command Strength that is temporarily ineffective, consisting of: Students, Outbound Personnel, Overseas Replacements, Returnees, Fillers, Patients, Prisoners, and Separates.

PROCUREMENT

(As used in Table L44). Itemized lists for which contracts have been made for equipment and supplies.

PROJECT

A planned undertaking of something to be accomplished or produced for which a separate account is maintained.

PROPELLER, CONTROLLABLE

A variable pitch propeller as opposed to one with fixed pitch.

PURCHASE OF GUARANTEED LOANS

Government pays the loan for which it has assumed the obligation or guaranteed payment.

RECOUPMENT

The amount regained in cash from contractor or deducted on a voucher, in recouping an amount or a part thereof which was formerly advanced to a contractor.

RETURNEES (PIPELINE) - MILITARY

Casual personnel who are at or enroute from an overseas Port of Embarkation to a continental Port of Debarkation or Assembly Station for Permanent Change of Station or at a continental Port of Debarkation for further assignment in the Continental US or for separation.

SEPARATEES (PIPELINE)

Returnee personnel who are assigned to an Air Force unit conducting a separation activity for the purpose of separation processing. This does not include personnel who are separated locally or directly from a "Patient" status.

SEVENTH AIR FORCE

Hawaiian Air Force activated, 1 Nov 1940; redesignated Hq and Hq Sq Seventh Air Force, 5 Feb 1942; Redesignated Pacific Air Command, 15 Dec 1947.

SPECIAL CONSULTANTS - CIVILIAN

Consultants, professional and technical experts who upon appointment are given an "excepted appointment" for a specific number of days and who receive a stipulated amount of compensation for the days they actually work.

SPECIAL PURPOSE VEHICLES

Any vehicle operated for one specific purpose, such as fire trucks, forklifts, tugs, tractors, ambulances, cranes, etc.

STUDENTS

Personnel assigned to a major command and attached unassigned to units thereof for the purpose of undergoing standardized courses of instruction.

FOREIGN STUDENTS - Foreign nationals who are detailed to the school in attached status from any foreign country, territory, or possession, excluding those territories and possessions of the United States.

PIPELINE STUDENTS - Personnel who are undergoing formal training in service or civilian schools and are assigned to an Air Force student unit.

SUGGESTIONS (CIVILIAN AND MILITARY)

A constructive idea designed to accomplish an Air Force job better, faster and cheaper. For civilian see AF Regulation 40-16, 20 Jul 1948. Cash awards for suggestions are given to civilians but no awards are authorized to the military. Military suggestions are covered by AF Regulation 37-3, 9 May 1947.

SURPLUS PROPERTY

Property which has been determined to be surplus by an authorized agency of the Department of Air Force. (Authority granted through Surplus Property Act, 1944) Public Law 457, 78th Congress.

TACTICAL UNITS

Any bomber, fighter, reconnaissance, troop carrier, rescue, liaison, geodetic control or tow target.

T/O & E UNIT PERSONNEL

Military personnel assigned to a WD or AF constituted and activated unit which has a prescribed organization as published by the War Department in tables of organization and equipment.

TRAINING

- Includes units whose primary mission and function is training or maintenance of certain skills after training.

FLYING TRAINING, ADVANCED - Training given to pilots subsequent to basic training and consisting of further military, ground and flying instructions - the latter in trainer aircraft more powerful than those previously used.

FLYING TRAINING, BASIC - Training given to pilots subsequent to primary training and consisting of further military and ground instruction and specified number of hours in trainer aircraft more powerful than those used in primary training.

FLYING TRAINING, PRE-FLIGHT - The initial training given to pilots, bombardiers and navigators to acquaint them with the fundamentals of flight.

FLYING TRAINING, PRIMARY - Training given to pilots subsequent to pre-flight training and consisting of military instruction, academic instruction in ground school and a specified number of hours of instruction in a single-engine trainer airplane.

FLYING TRAINING, TRANSITION - Training given to pilots subsequent to advanced training and designed to teach them to fly a specific model of airplane.

TWENTIETH AIR FORCE

Hq and Hq Sq XXI Bomber Command activated, 7 Apr 1944; redesignated Hq Sq Twentieth Air Force, 16 Jul 1945; Hq Twentieth Air Force activated at Washington D.C., by CG AAF effective, 4 Apr 1944. Closed at Washington, D.C., 15 Jul 1945. Opened at Guam Marianas Islands effective, 16 Jul 1945.

USAF UNIT


Any United States Air Force active military force having an organizational structure authorized and prescribed by Headquarters, US Air Force or delegated authority. These are chargeable to the US Air Force Troop Basis. Also includes any military force in the US Air Force Reserve or the Air National Guard while on active Federal service with the US Air Force.


VETERANS (MALE AND FEMALE)

Civilians employed as of the end of the month who were "veterans" resulting from their own active military or naval service in or prior to World War I or World War II.

WORLDWIDE

(As used in Tables found in this publication) Includes both Continental US and Overseas figures.





PART I

TACTICAL UNITS

Statistics on the number of tactical groups and separate squadrons presented in this section include only those units which were actually activated and/or organized prior to or on the dates shown; i.e., units which had been actually activated and/or organized and for which inactivation or disbandment orders had not been actually accomplished by the dates shown. In the following pages, the figures immediately preceding the parentheses indicate the number of groups as measured by the activations of group headquarters while the figures within the parentheses represent the number of squadrons assigned to those groups; and in the figures below the groups the number of separate squadrons are presented. Squadrons which are not assigned to a group are designated as separate squadrons. Such units as replacement training and parent operational training units which were included in the World War II Digest are now excluded.

Since the end of World War II, the composition of groups and squadrons has changed considerably. In numerous instances reduced strength Tables of Organization and Equipment (T/O & E) and Air Force Table of Distribution (Special) (AF-TD-S) are in operation, and such units as Heavy and Medium Bombardment have been inactivated or converted to another type of airplane. The most usual composition of tactical units, in planes and personnel, as of 31 December 1947, is shown in the following table:

COMPOSITION OF TACTICAL UNITS

Type of Unit	T/O & E or AF-TD-S	Major Type of Airplane	Number of Airplanes	Number of Crews	Men Per Crew	Personnel		
						Total	Officer	Enlisted
Group								
Very Heavy Bombardment	Hq: 1-112R Sq: 1-167R	B-29	30	30	11	784	168	616
Light Bombardment	Hq: 1-112R Sq: 1-137R	A-26	48	48	3	517	120	397
Light Bombardment (Night Attack)	Hq: 1-112R Sq: 1-137R	A-26	48	48	4	550	186	364
Fighter, JF, SE or TE	Hq: 1-12R Sq: 1-27R	P-47, P-51; P-80, P-84	75	75	1	439	110	329
Fighter, All Weather	Hq: 1-12R Sq: 1-67R	P-61	36	36	3	739	141	598
Reconnaissance	Hq: 1-752 Sq: 1-267	-	-	-	-	710	156	554
Reconnaissance, VLR (Mapping) . . .	Hq: 1-299 Sq: 1-752	FP-80, F-6 FA-26	36	36	1	-	-	-
Reconnaissance, VLR - Photo	Hq: 1-298 Sq: 1-298	F-13	18	18	3	-	-	-
Reconnaissance, VLR-Photo, RCM . .	Hq: 1-752 Sq: 1-298	F-13	36	36	11	1480	268	1212
Reconnaissance, VLR, Weather	Hq: 1-752 Sq: 1-298	B-29	36	36	12	1373	298	1075
Troop Carrier	Hq: 1-312R Sq: 1-317R	C-46, C-47, C-82	48	48	5	605	244	361
Squadron								
Geodetic Control	1-1097T	F-9, C-47	16	16	9,4	694	155	539
Liaison	1-997	L-5, L-13	16	16	1	89	11	78
Photo Recon (Special)	AF-TD-S	F-13	12	12	11	419	85	334
Emergency Rescue a/	1-987	OA-10, C-46	36	36	7	421	93	328
Rescue b/	1-987S	B-17 R-6, L-5 OA-10, B-17	16	16	10	-	-	-
Tow Target	1-1077	R-5, L-5 C-47 A-26	16	16	7,10	565	107	458
			4	4	7	-	-	-
			20	20	3	187	25	162

a/ Number of airplanes and crews varies according to area in which deployed.
b/ Number of personnel varies according to area in which deployed.

Troop Carrier groups include Combat Cargo groups during the war period. The latter, deployed in the Pacific and amounting to a maximum of four, were combined with Troop Carrier because of relative similarity of mission and composition. Air Commando groups are included in Composite groups.

Continental US includes units enroute to overseas. Units enroute to US from overseas are included in the overseas area from which they were enroute. Caribbean Area, as used in this section, includes Sixth Air Force, Antilles Air Command and Atlantic Bases (Iceland, Greenland, Azores, etc.).

Composite Group shown in the following tables, as of 31 December 1947, was composed of two Fighter Squadrons, SE and one Reconnaissance Squadron.

Table 1.-- TACTICAL GROUPS AND SEPARATE SQUADRONS IN

(Figures are as of

Line No.	Type of Unit	1941		1942				1943		
		Nov	Dec	Mar	Jun	Sep	Dec	Mar	Jun	Sep
1	Total US Air Force									
2	Group - Total	64(217)	64(216)	89(316)	101(375)	117(431)	136(499)	155(562)	185(668)	206(739)
3	Very Heavy Bomb	-	-	-	-	-	-	1 (4)	1 (4)	4 (16)
4	Heavy Bomb	13 (51)	13 (50)	21 (82)	28 (112)	30 (116)	37 (148)	39 (156)	51 (204)	66 (263)
5	Medium Bomb	6 (23)	6 (23)	9 (36)	13 (52)	19 (76)	19 (76)	20 (78)	23 (92)	22 (88)
6	Light Bomb	6 (23)	6 (23)	7 (27)	7 (27)	4 (16)	4 (15)	6 (23)	7 (27)	6 (24)
7	Fighter	22 (87)	22 (87)	27 (83)	27 (83)	36 (113)	47 (145)	56 (175)	60 (187)	67 (205)
8	Reconnaissance	12 (38)	12 (38)	15 (58)	16 (62)	18 (70)	16 (62)	17 (64)	23 (76)	18 (54)
9	Troop Carrier	4 (12)	4 (12)	9 (25)	9 (36)	9 (36)	12 (29)	15 (58)	19 (74)	22 (86)
10	Composite	1 (3)	1 (3)	1 (5)	1 (3)	1 (4)	1 (4)	1 (4)	1 (4)	1 (3)
11	Separate Squadron-Total	17	17	21	25	22	20	28	33	56
12	Very Heavy Bomb	-	-	-	-	-	-	-	-	-
13	Heavy Bomb	-	-	-	-	-	-	-	-	1
14	Medium Bomb	-	-	-	-	-	-	-	1	3
15	Light Bomb	3	3	3	3	3	3	3	2	1
16	Fighter	4	4	8	8	4	2	2	2	3
17	Night Fighter	-	-	-	-	-	-	5	8	9
18	Reconnaissance	8	8	7	8	8	8	8	10	15
19	Troop Carrier	2	2	2	5	5	4	7	7	7
20	Composite	-	-	1	1	1	1	1	1	1
21	Liaison	-	-	-	-	-	-	-	-	1
22	Emergency Rescue	-	-	-	-	-	-	-	-	-
22A	Geodetic Control	-	-	-	-	-	-	-	-	-
23	Tow Target	-	-	-	-	1	2	2	2	2
24	Continental US									
25	Group - Total	48(160)	47(156)	63(224)	73(274)	65(247)	64(243)	77(285)	79(295)	89(324)
26	Very Heavy Bomb	-	-	-	-	-	-	1 (4)	1 (4)	4 (16)
27	Heavy Bomb	6 (23)	5 (19)	12 (47)	19 (75)	11 (42)	18 (72)	19 (75)	18 (71)	30(120)
28	Medium Bomb	6 (23)	6 (23)	7 (28)	10 (39)	14 (55)	9 (35)	8 (31)	6 (23)	5 (19)
29	Light Bomb	5 (20)	5 (20)	5 (20)	6 (23)	3 (12)	1 (4)	3 (12)	4 (16)	4 (16)
30	Fighter	15 (44)	15 (44)	16 (50)	14 (43)	16 (53)	19 (60)	26 (83)	28 (89)	26 (79)
31	Reconnaissance	12 (38)	12 (38)	14 (54)	15 (58)	15 (58)	11 (46)	12 (48)	14 (58)	11 (37)
32	Troop Carrier	4 (12)	4 (12)	9 (25)	9 (36)	6 (24)	6 (26)	8 (32)	8 (34)	9 (36)
33	Composite	-	-	-	-	-	-	-	-	(1)
34	Separate Squadron-Total	7	7	10	9	7	7	9	11	31
35	Very Heavy Bomb	-	-	-	-	-	-	-	-	-
36	Heavy Bomb	-	-	-	-	-	-	-	-	1
37	Medium Bomb	-	-	-	-	-	-	-	-	2
38	Light Bomb	1	1	1	-	-	1	1	1	1
39	Fighter	1	1	2	2	2	1	1	-	-
40	Night Fighter	-	-	-	-	-	-	2	3	4
41	Reconnaissance	5	5	6	6	4	4	4	6	11
42	Troop Carrier	-	-	-	-	-	-	-	-	-
43	Composite	-	-	1	1	-	-	-	-	-
44	Liaison	-	-	-	-	-	-	-	-	11
45	Emergency Rescue	-	-	-	-	-	-	-	-	-
45A	Geodetic Control	-	-	-	-	-	-	-	-	-
46	Tow Target	-	-	-	-	1	1	1	1	1
47	Overseas									
48	Group - Total	16 (57)	17 (60)	26 (92)	28(101)	52(184)	72(256)	78(277)	106(373)	117(415)
49	Very Heavy Bomb	-	-	-	-	-	-	-	-	-
50	Heavy Bomb	7 (28)	8 (31)	9 (35)	9 (37)	19 (74)	19 (76)	20 (81)	33(133)	36(143)
51	Medium Bomb	-	-	2 (8)	3 (13)	5 (21)	10 (41)	12 (47)	17 (69)	17 (69)
52	Light Bomb	1 (3)	1 (3)	2 (7)	1 (4)	1 (4)	3 (11)	3 (11)	3 (11)	2 (8)
53	Fighter	7 (23)	7 (23)	11 (37)	13 (40)	20 (60)	28 (85)	30 (92)	32 (98)	41(126)
54	Reconnaissance	-	-	1 (4)	1 (4)	3 (9)	5 (16)	5 (16)	9 (18)	9 (17)
55	Troop Carrier	-	-	-	-	3 (12)	6 (23)	7 (26)	11 (40)	13 (50)
56	Composite	1 (3)	1 (3)	1 (5)	1 (3)	1 (4)	1 (4)	1 (4)	1 (4)	1 (2)
57	Separate Squadron-Total	10	10	11	16	15	13	19	22	25
58	Heavy Bomb	-	-	-	-	-	-	-	-	-
59	Medium Bomb	-	-	-	-	-	-	-	1	1
60	Light Bomb	2	2	2	3	3	2	2	1	-
61	Fighter	3	3	6	6	2	1	1	2	3
62	Night Fighter	-	-	-	-	-	-	3	5	5
63	Reconnaissance	3	3	1	2	4	4	4	4	4
64	Troop Carrier	2	2	2	5	5	4	7	7	7
65	Composite	-	-	-	-	1	1	1	1	1
66	Liaison	-	-	-	-	-	-	-	-	3
67	Emergency Rescue	-	-	-	-	-	-1	-1	-1	-
68	Tow Target	-	-	-	-	-	-	-	-	1

g/ Under the National Security Act of 1947, Army Air Forces was redesignated US Air Force, Sep 26, 1947

CONTINENTAL US AND OVERSEAS, BY TYPE: NOV 1941 TO DEC 1947

end of month)

1943 (Contd)	1944				1945				Line No.
	Dec	Mar	Jun	Sep	Dec	Mar	Jun	Sep	
210(744)	222(792)	234(841)	239(856)	242(863)	243(861)	243(857)	201(677)	109(352)	1
-	10 (40)	21 (67)	24 (76)	24 (71)	25 (74)	29 (88)	40(130)	28 (93)	2
72(287)	74(295)	73(291)	73(291)	73(291)	72(287)	68(271)	27(107)	17 (61)	3
22 (88)	22 (85)	21 (84)	21 (84)	21 (84)	20 (80)	17 (68)	15 (60)	5 (17)	4
7 (28)	7 (28)	7 (28)	7 (28)	7 (28)	7 (28)	8 (32)	10 (40)	9 (36)	5
68(206)	67(202)	67(203)	66(202)	71(217)	71(216)	71(215)	67(203)	29 (86)	6
16 (41)	16 (41)	13 (37)	16 (43)	13 (38)	13 (38)	13 (38)	11 (30)	6 (12)	7
24 (92)	24 (94)	28(112)	28(112)	28(112)	29(112)	29(112)	26 (89)	17 (59)	8
1 (2)	2 (7)	4 (19)	4 (20)	5 (22)	5 (22)	6 (25)	6 (22)	3 (10)	9
83	92	87	91	100	105	105	123	96	10
-	-	-	-	1	1	-	-	-	11
6	7	8	8	8	8	8	8	6	12
1	1	1	1	1	1	1	1	-	13
1	1	-	-	-	-	-	-	-	14
11	13	8	8	8	8	7	8	7	15
11	14	16	16	16	16	16	15	12	16
22	21	23	26	31	31	30	39	29	17
10	8	6	7	8	8	8	12	13	18
1	1	1	1	1	-	-	-	-	19
14	19	16	16	17	18	18	21	14	20
2	3	4	4	4	8	9	8	7	21
-	-	-	-	-	-	1	1	1	22
4	4	4	4	5	6	7	9	7	22A
74(262)	46(159)	31(101)	33(109)	28 (86)	19 (58)	49(180)	59(201)	28 (95)	23
-	10 (40)	17 (51)	20 (60)	14 (42)	9 (27)	11 (34)	19 (67)	15 (57)	24
28(112)	11 (44)	-	-	1 (4)	-	30(120)	4 (17)	-	25
4 (16)	3 (9)	1 (4)	1 (4)	1 (4)	1 (4)	-	1 (4)	-	26
4 (16)	2 (8)	-	-	-	1 (4)	1 (4)	6 (24)	1 (4)	27
21 (61)	12 (32)	3 (7)	3 (9)	8 (24)	6 (18)	4 (12)	15 (45)	4 (10)	28
8 (23)	6 (18)	4 (11)	4 (12)	2 (6)	1 (3)	1 (3)	3 (10)	2 (4)	29
9 (34)	2 (8)	4 (16)	3 (12)	1 (4)	-	1 (4)	10 (31)	4 (16)	30
-	-	2 (12)	2 (12)	1 (2)	1 (2)	1 (3)	1 (3)	2 (4)	31
35	34	25	20	19	15	14	28	22	32
-	-	-	-	1	1	-	-	-	33
-	-	-	-	-	-	-	-	-	34
-	-	-	-	-	-	-	-	-	35
1	1	-	-	-	-	-	-	-	36
4	5	6	2	-	-	-	1	-	37
14	8	9	11	11	10	7	15	12	38
3	3	1	1	1	-	-	-	-	39
-	-	-	-	1	-	-	-	-	40
10	14	5	5	3	2	2	6	4	41
2	2	3	1	1	1	3	2	2	42
1	-	-	-	-	-	1	1	1	43
1	1	1	-	1	1	1	1	1	44
136(482)	176(633)	203(740)	206(747)	214(777)	224(803)	194(677)	142(476)	81(257)	45A
-	-	4 (16)	4 (16)	10 (29)	16 (47)	18 (54)	21(63)	13 (36)	46
44(175)	63(251)	73(291)	73(291)	72(287)	72(287)	38(151)	23 (90)	17 (61)	47
18 (72)	19 (76)	20 (80)	20(80)	20 (80)	19 (76)	17 (68)	14 (56)	5 (17)	48
3 (12)	5 (20)	7 (28)	7 (28)	7 (28)	7 (28)	9 (36)	3 (12)	3 (10)	49
47(145)	55(170)	64(196)	63(193)	63(193)	65(198)	67(203)	52(158)	25 (76)	50
8 (18)	10 (23)	9 (26)	12(31)	11 (32)	12 (35)	12 (35)	8 (20)	4 (8)	51
15 (58)	22 (86)	24 (96)	25(100)	27(108)	29(112)	28(108)	16 (58)	13 (43)	52
1 (2)	2 (7)	2 (7)	2 (8)	4 (20)	4 (20)	5 (22)	4 (19)	1 (6)	53
48	58	62	71	81	90	91	95	74	54
6	7	8	8	8	8	8	9	6	55
1	1	1	1	1	1	1	1	-	56
-	-	-	-	-	-	-	-	-	57
11	13	8	8	8	8	7	7	7	58
7	9	10	14	16	16	16	13	10	59
8	13	14	15	20	21	23	24	17	60
7	5	5	6	7	8	8	12	13	61
1	1	1	1	-	-	-	-	-	62
4	5	11	11	14	16	16	15	10	63
-	1	1	3	3	7	6	6	5	64
3	3	3	4	4	5	6	8	6	65

Table I.-- TACTICAL GROUPS AND SEPARATE SQUADRONS IN CONTINENTAL

Line No.	Type of Unit	1946 (Continued)									
		Mar	Apr	May	Jun	Jul	Aug	Sep	Oct	Nov	Dec
1	<u>Total US Air Force</u>										
2	Group - Total	71(212)	65(188)	60(175)	54(156)	52(148)	52(145)	52(146)	53(153)	54(155)	52(149)
3	Very Heavy Bomb	21 (66)	21 (63)	19 (58)	15 (46)	15 (47)	15 (45)	15 (45)	15 (45)	15 (45)	15 (45)
4	Heavy Bomb.	7 (24)	3 (8)	3 (8)	2 (6)	2 (6)	2 (6)	2 (6)	2 (6)	2 (6)	-
5	Medium Bomb	2 (7)	2 (6)	1 (3)	-	-	-	-	-	-	-
6	Light Bomb.	2 (7)	2 (6)	2 (6)	3 (9)	3 (9)	3 (9)	3 (9)	3 (9)	3 (9)	3 (9)
7	Fighter	22 (63)	22 (63)	21 (60)	21 (60)	21 (60)	21 (59)	21 (60)	21 (63)	22 (65)	22 (65)
8	Reconnaissance.	3 (4)	2 (2)	2 (2)	2 (2)	2 (2)	2 (3)	2 (3)	3 (5)	3 (5)	3 (5)
9	Troop Carrier	12 (37)	11 (36)	10 (32)	9 (27)	8 (22)	8 (21)	8 (21)	8 (23)	8 (23)	8 (23)
10	Composite	2 (4)	2 (4)	2 (6)	2 (6)	1 (2)	1 (2)	1 (2)	1 (2)	1 (2)	1 (2)
11	<u>Separate Squadron-Total</u>	72	74	68	66	65	65	65	55	50	49
12	Heavy Bomb.	5	6	6	5	5	5	5	5	1	1
13	Fighter	6	6	6	6	6	7	7	1	1	1
14	Night Fighter	9	9	9	10	10	10	10	10	8	8
15	Reconnaissance.	22	23	21	19	19	18	18	16	16	16
16	Troop Carrier	8	7	5	6	5	5	5	4	4	4
17	Liaison	10	10	8	8	8	8	8	8	8	8
18	Emergency Rescue.	7	8	8	7	7	7	7	7	8	8
19	Geodetic Control.	1	1	1	1	1	1	1	1	1	1
20	Tow Target.	4	4	4	4	4	4	4	3	3	2
21	<u>Continental US</u>										
22	Group - Total	21 (64)	21 (61)	22 (65)	21 (60)	19 (52)	20 (53)	19 (56)	20 (58)	20 (58)	19 (54)
23	Very Heavy Bomb	9 (30)	9 (27)	9 (28)	9 (28)	9 (29)	9 (27)	9 (27)	9 (27)	9 (27)	8 (24)
24	Light Bomb.	1 (3)	1 (3)	1 (3)	1 (3)	1 (3)	1 (3)	1 (3)	1 (3)	1 (3)	1 (3)
25	Fighter	3 (6)	3 (6)	4 (9)	4 (9)	4 (9)	5 (12)	5 (15)	5 (15)	5 (15)	5 (14)
26	Reconnaissance.	1 (2)	1 (2)	1 (2)	1 (2)	1 (2)	1 (3)	1 (3)	2 (5)	2 (5)	2 (5)
27	Troop Carrier	5 (19)	5 (19)	5 (17)	4 (12)	3 (7)	3 (6)	2 (6)	2 (6)	2 (6)	2 (6)
28	Composite	2 (4)	2 (4)	2 (6)	2 (6)	1 (2)	1 (2)	1 (2)	1 (2)	1 (2)	1 (2)
29	<u>Separate Squadron-Total</u>	19	20	17	17	16	14	13	11	11	11
30	Fighter	-	-	-	-	-	-	-	-	-	-
31	Night Fighter	3	3	3	3	3	3	3	3	3	3
32	Reconnaissance.	7	8	7	7	7	5	5	3	3	3
33	Troop Carrier	2	2	-	1	-	-	-	-	-	-
34	Liaison	3	3	3	3	3	3	2	2	2	2
35	Emergency Rescue.	2	2	2	1	1	1	1	1	1	1
36	Geodetic Control.	1	1	1	1	1	1	1	1	1	1
37	Tow Target.	1	1	1	1	1	1	1	1	1	1
38	<u>Overseas</u>										
39	Group - Total	50(148)	44(127)	38(110)	33 (96)	33 (96)	32 (92)	33 (90)	33 (95)	34 (97)	33 (95)
40	Very Heavy Bomb	12 (36)	12 (36)	10 (30)	6 (18)	6 (18)	6 (18)	6 (18)	6 (18)	6 (18)	7 (21)
41	Heavy Bomb.	7 (24)	3 (8)	3 (8)	2 (6)	2 (6)	2 (6)	2 (6)	2 (6)	2 (6)	-
42	Medium Bomb	2 (7)	2 (6)	1 (3)	-	-	-	-	-	-	-
43	Light Bomb.	1 (4)	1 (3)	1 (3)	2 (6)	2 (6)	2 (6)	2 (6)	2 (6)	2 (6)	2 (6)
44	Fighter	19 (57)	19 (57)	17 (51)	17 (51)	17 (51)	16 (47)	16 (45)	16 (48)	17 (50)	17 (51)
45	Reconnaissance.	2 (2)	1 (0)	1 (0)	1 (0)	1 (0)	1 (0)	1 (0)	1 (0)	1 (0)	1 (0)
46	Troop Carrier	7 (18)	6 (17)	5 (15)	5 (15)	5 (15)	5 (15)	6 (15)	6 (17)	6 (17)	6 (17)
47	Composite	-	-	-	-	-	-	-	-	-	-
48	<u>Sep. Squadron-Total</u>	53	54	51	49	49	51	52	44	39	38
49	Heavy Bomb.	5	6	6	5	5	5	5	5	1	1
50	Fighter	6	6	6	6	6	7	7	1	1	1
51	Night Fighter	6	6	6	7	7	7	7	7	5	5
52	Reconnaissance.	15	15	14	12	12	13	13	13	13	13
53	Troop Carrier	6	5	5	5	5	5	5	4	4	4
54	Liaison	7	7	5	5	5	5	6	6	6	6
55	Emergency Rescue.	5	6	6	6	6	6	6	6	7	7
56	Tow Target.	3	3	3	3	3	3	3	2	2	1

Table 2.-- TACTICAL GROUPS AND SEPARATE SQUADRONS IN EUROPEAN AREA, BY TYPE: JUN 1942 TO DEC 1947

(Figures are as of end of month.)

Type of Unit	1942			1943				1944
	Jun	Sep	Dec	Mar	Jun	Sep	Dec	Mar
Group - Total	3(10)	23(81)	40(142)	43(153)	66(242)	75(265)	93(330)	130(469)
Heavy Bomb.	1 (4)	10(39)	11 (43)	11 (44)	24 (96)	27(107)	35(139)	53(211)
Medium Bomb.	-	1 (4)	6 (24)	7 (28)	11 (44)	11 (44)	11 (44)	14 (56)
Light Bomb.	-	-	2 (7)	2 (7)	2 (7)	1 (4)	1 (4)	2 (8)
Fighter	2 (6)	7(21)	13 (38)	15 (45)	17 (52)	23 (69)	31 (93)	39(117)
Reconnaissance.	-	2 (5)	3 (11)	3 (11)	4 (13)	5 (11)	5 (12)	6 (15)
Troop Carrier	-	3(12)	5 (19)	5 (18)	8 (30)	8 (30)	10 (38)	16 (62)
Separate Squadron - Total	1	2	2	4	7	8	10	16
Heavy Bomb.	-	-	-	-	-	-	2	2
Light Bomb.	1	1	1	1	1	-	-	-
Fighter	-	-	-	-	1	1	1	2
Night Fighter	-	-	-	2	4	4	4	5
Reconnaissance.	-	1	1	1	1	1	1	3
Troop Carrier	-	-	-	-	-	-	-	-
Liaison	-	-	-	-	-	2	2	3
Emergency Rescue.	-	-	-	-	-	-	-	1
Tow Target.	-	-	-	-	-	-	-	-

Type of Unit	1944 (Continued)			1945			
	Jun	Sep	Dec	Mar	Jun	Sep	Dec
Group - Total	148(544)	149(543)	148(539)	149(541)	106(368)	58(190)	23(71)
Heavy Bomb.	62(247)	62(247)	61(243)	61(243)	24 (95)	11 (43)	5(20)
Medium Bomb.	14 (56)	14 (56)	14 (56)	13 (52)	11 (44)	8 (32)	1 (1)
Light Bomb.	4 (16)	4 (16)	4 (16)	4 (16)	5 (20)	-	2 (6)
Fighter	46(139)	45(136)	45(136)	45(135)	45(134)	30 (89)	10(30)
Reconnaissance.	5 (18)	7 (20)	7 (20)	8 (23)	8 (23)	4 (8)	1 -
Troop Carrier	17 (68)	17 (68)	17 (68)	18 (72)	13 (52)	5 (18)	4(14)
Separate Squadron - Total	23	27	28	31	29	26	16
Heavy Bomb.	3	3	3	3	3	3	-
Light Bomb.	-	-	-	-	-	-	-
Fighter	1	-	-	-	-	-	-
Night Fighter	6	6	6	6	6	3	3
Reconnaissance.	5	9	8	9	9	9	3
Troop Carrier	-	-	-	-	-	2	3
Liaison	7	7	9	10	10	6	5
Emergency Rescue.	1	1	1	2	-	-	-
Tow Target.	-	1	1	1	1	3	2

Table 2.-- TACTICAL GROUPS AND SEPARATE SQUADRONS IN EUROPEAN AREA, BY TYPE: JUN 1941 TO DEC 1947 -- Continued

Type of Unit	1946								
	Jan	Feb	Mar	Apr	May	Jun	Jul	Aug	Sep
<u>Group - Total</u>	22(70)	13(38)	13(38)	13(38)	13(38)	13(36)	13(36)	12(33)	12(33)
Heavy Bomb.	5(20)	2 (8)	2 (8)	2 (8)	2 (8)	2 (6)	2 (6)	2 (6)	2 (6)
Medium Bomb.	-	-	-	-	-	-	-	-	-
Light Bomb. #	2 (6)	-	-	-	-	-	-	-	-
Fighter	10(30)	7(21)	7(21)	7(21)	7(21)	7(21)	7(21)	6(18)	6(18)
Reconnaissance.	1 -	1 -	1 (0)	1 (0)	1 (0)	1 (0)	1 (0)	1 (0)	1 (0)
Troop Carrier	4(14)	3 (9)	3 (9)	3 (9)	3 (9)	3 (9)	3 (9)	3 (9)	3 (9)
<u>Separate Squadron - Total</u>	17	10	9	9	9	9	9	9	9
Heavy Bomb.	-	-	-	-	-	-	-	-	-
Light Bomb.	-	-	-	-	-	-	-	-	-
Fighter	-	-	-	-	-	-	-	-	-
Night Fighter	3	2	2	2	2	2	2	2	2
Reconnaissance.	4	3	3	3	3	3	3	3	3
Troop Carrier	3	1	-	-	-	-	-	-	-
Liaison	5	3	3	3	3	3	3	3	3
Emergency Rescue.	-	-	-	-	-	-	-	-	-
Tow Target.	2	1	1	1	1	1	1	1	1

Type of Unit	1946 (Contd)			1947				
	Oct	Nov	Dec	Jan	Feb	Mar	Apr	May
<u>Group - Total</u>	12(33)	13(35)	11(29)	11(29)	11(29)	11(29)	11(29)	11(29)
Heavy Bomb.	2 (6)	2 (6)	-	-	-	-	-	-
Fighter	6(18)	7(20)	7(20)	7(20)	7(20)	7(20)	7(20)	6(17)
Reconnaissance.	1 (0)	1 (0)	1 (0)	1 -	1 -	1 -	1 -	1 -
Troop Carrier	3 (9)	3 (9)	3 (9)	3 (9)	3 (9)	3 (9)	3 (9)	3 (9)
Composite	-	-	-	-	-	-	-	1 (3)
<u>Separate Squadron - Total</u>	9	7	6	6	6	6	6	6
Fighter	-	-	-	-	-	-	-	1
Night Fighter	2	-	-	-	-	-	-	-
Reconnaissance.	3	3	3	3	3	3	3	2
Liaison	3	3	3	3	3	3	3	3
Tow Target.	1	1	-	-	-	-	-	-


Type of Unit	1947 (Continued)						
	Jun	Jul	Aug	Sep	Oct	Nov	Dec
<u>Group - Total</u>	4(12)	4(12)	3(9)	3(9)	3(9)	3(9)	3(9)
Fighter	1 (3)	1 (3)	-	-	-	-	-
Reconnaissance.	-	-	-	-	-	-	-
Troop Carrier	2 (6)	2 (6)	2(6)	2(6)	2(6)	2(6)	2(6)
Composite	1 (3)	1 (3)	1(3)	1(3)	1(3)	1(3)	1(3)
<u>Separate Squadron - Total</u>	1	1	1	1	1	1	2
Fighter	-	-	-	-	-	-	1
Reconnaissance.	-	-	-	-	-	-	-
Liaison	1	1	1	1	1	1	1

Table 4.-- TACTICAL GROUPS AND SEPARATE SQUADRONS IN PACIFIC AREA, BY TYPE: NOV 1941 TO DEC 1947

(Figures are as of end of month.)

Type of Unit	1941		1942				1943				1944
	Nov	Dec	Mar	Jun	Sep	Dec	Mar	Jun	Sep	Dec	Mar
Group - Total	7(25)	8(28)	14(49)	13(46)	13(48)	17(60)	19(66)	26(80)	26(94)	32(114)	33(120)
Very Heavy Bomb	-	-	-	-	-	-	-	-	-	-	-
Heavy Bomb	3(12)	4(15)	4(16)	4(16)	5(20)	5(20)	5(20)	6(24)	6(24)	7 (28)	8 (32)
Medium Bomb	-	-	2 (8)	2 (8)	2 (8)	2 (8)	3(10)	4(16)	4(16)	5 (20)	4 (16)
Light Bomb	1 (3)	1 (3)	2 (7)	1 (4)	1 (4)	1 (4)	1 (4)	1 (4)	1 (4)	2 (8)	3 (12)
Fighter	3(10)	3(10)	6(18)	6(18)	5(16)	7(23)	7(23)	8(25)	9(29)	10 (32)	10 (32)
Reconnaissance	-	-	-	-	-	1 (1)	1 (1)	4 (1)	1 (1)	3 (6)	3 (8)
Troop Carrier	-	-	-	-	-	1 (2)	2 (8)	3(10)	5(20)	5 (20)	5 (20)
Composite	-	-	-	-	-	-	-	-	-	-	-
Separate Squadron - Total	5	5	8	9	8	4	6	6	6	9	14
Heavy Bomb	-	-	-	-	-	-	-	-	-	-	1
Medium Bomb	-	-	-	-	-	-	-	-	-	-	-
Light Bomb	1	1	1	1	1	-	-	-	-	-	-
Fighter	2	2	5	3	2	1	1	1	1	1	1
Night Fighter	-	-	-	-	-	-	1	1	1	3	4
Reconnaissance	1	1	1	2	2	2	2	2	2	1	3
Troop Carrier	1	1	1	3	3	1	2	2	2	2	3
Liaison	-	-	-	-	-	-	-	-	-	1	1
Emergency Rescue	-	-	-	-	-	-	-	-	-	-	-
Tow Target	-	-	-	-	-	-	-	-	-	1	1

Type of Unit	1944 (Continued)			1945				1946		
	Jun	Sep	Dec	Mar	Jun	Sep	Dec	Jan	Feb	Mar
Group - Total	35(125)	35(124)	43(152)	52(176)	62(207)	65(216)	50(160)	39(124)	37(117)	35(105)
Very Heavy Bomb	-	-	6 (17)	12 (35)	18 (54)	21 (63)	13 (36)	12 (36)	12 (36)	12 (36)
Heavy Bomb	9 (36)	9 (36)	9 (36)	9 (36)	9 (36)	10 (40)	10 (34)	6 (22)	5 (18)	5 (16)
Medium Bomb	4 (16)	4 (16)	4 (16)	4 (16)	4 (16)	4 (16)	3 (12)	2 (7)	2 (7)	2 (7)
Light Bomb	3 (12)	3 (12)	3 (12)	3 (12)	4 (16)	3 (12)	1 (4)	1 (4)	1 (4)	1 (4)
Fighter	11 (33)	11 (33)	11 (33)	13 (39)	15 (45)	15 (45)	12 (36)	10 (30)	11 (33)	11 (33)
Reconnaissance	3 (8)	3 (7)	3 (8)	3 (8)	3 (8)	3 (8)	3 (8)	2 (7)	1 (2)	1 (2)
Troop Carrier	5 (20)	5 (20)	6 (24)	7 (24)	7 (24)	7 (24)	7 (24)	5 (12)	4 (11)	3 (7)
Composite	-	-	1 (6)	1 (6)	2 (8)	2 (8)	1 (6)	1 (6)	1 (6)	-
Separate Squadron - Total	13	18	26	31	34	42	38	34	26	27
Heavy Bomb	1	1	1	1	1	2	1	-	-	-
Medium Bomb	1	1	1	1	1	1	1	-	-	-
Light Bomb	-	-	-	-	-	-	-	-	-	-
Fighter	-	1	1	1	1	1	-	3	-	-
Night Fighter	4	6	8	8	8	8	7	6	4	4
Reconnaissance	2	2	7	7	9	10	11	11	10	9
Troop Carrier	3	3	4	5	5	7	6	5	5	4
Liaison	1	1	1	2	2	5	4	1	1	4
Emergency Rescue	-	2	2	4	4	5	5	5	5	5
Tow Target	1	1	1	2	3	3	3	3	1	1





PART II

PERSONNEL - MILITARY AND CIVILIAN

All figures on military personnel (male and female) shown in this section are assigned strength figures and are concerned solely with those personnel chargeable to the Air Force Troop Bases. The tables are based on audited and coordinated data and in all cases the latest available information has been used.

Tables now showing source are generally based on statistics published in "The US Air Force Personnel Strength Report (SC-PS-1), as published by the preparing agency.

Personnel enroute overseas are included in "Continental" totals, and personnel enroute from a theater are included in "Overseas" totals in accordance with AR 345-60 unless noted.

National Guard and Reserve Personnel are included only when on active duty. More complete tables on Civilian Component Personnel may be found in Part VII of this publication. Arms and Services personnel on duty with the AAF (ASWAAF) are first shown in 1941. While such personnel were on duty with the Air Corps prior to that date--for example, flight surgeons--the data available have been of such an incomplete nature that Air Corps personnel only are shown prior to that date.

Where statistics on Negro and Female personnel are shown separately, these data should not be added to those in comparable tables in order to arrive at total AF figures.

Table 8.-- "Military Personnel in Continental US and Overseas, By Type of Personnel: Mar 1939 through Dec 1947" is being published once more in its entirety since it is used as basic information for all military personnel tables.

An attempt has been made in this issue to expand tables and to gather new material in order to give more detailed information on subjects needing explanation. Examples of such information may be found in Table 19 showing "break out" on Glider Pilots for 1946 and 1947; Table 38.-- "ASWAAF Women's Auxiliary Corps overseas Table 17.-- "ASWAAF Nurses in Continental US and Overseas, By Grade: Oct 1944 through Dec 1947"; Table 40.-- "Accessions to Enlisted Strength By Selective Service and Enlistments in Regular Army: 1944 through 1947" which is an expansion of Table 14 in 1946 Statistical Digest and Table 54.-- "Accessions, Separations, of Civilian Personnel in Continental US, By Cause and Rate: Jul 1943 through Dec 1947. This table not only shows rearrangement of data but also reports average Civilian Employment on which rates are based.

A few tables reflect changes in titles in order to clarify contents. Examples of this may be noted in Tables 41 and 42-- "Military Personnel Lost Through Transfer to Separation Centers, By Cause of Separation: May 1945 through Dec 1947" and "Military Personnel Lost through Transfer to Air Force and War Department Separation Centers: May 1945 through Dec 1947", respectively."

Personnel reporting for the Air Forces has continued under the Army throughout 1947 although the order on Unification, effective September 1947, separated United States Air Forces, United States Army and United States Navy into three Departments. The effective date for changes in reporting was set for 2 Jan 1948 and changes will be reflected in the 1948 issue of the Statistical Digest.

A more complete set of definitions, defining terms used under this heading, may be found in the front of the book.

Change in Commands is reflected in the box headings as of the date of change in the reporting system. For more specific changes in command see Glossary.

Table 7.-- MILITARY PERSONNEL -- STRENGTH AND PERCENT OF US ARMY STRENGTH: BY FISCAL YEAR,
AUG 1907 THROUGH DEC 1947

Note.--Annual strength figures are as of 30 June except as noted. The history of the AAF falls into several well defined phases. On 1 August 1907 the Aeronautical Division of the Signal Corps was established, and this division continued until 1 July 1914 when it was reorganized as the Aviation Section of the Signal Corps. In May 1918 Army aviation was divorced from the Signal Corps by Presidential order and comprised the Division of Military Aeronautics, Bureau of Aircraft Production and the Spruce Section which had been organized in November 1917. (The latter was created to expedite lumber production for aircraft construction.) Legislative cognizance of a separate arm occurred on 4 June 1920 when the Air Service was created. The Air Corps was established in July 1926 and continued until the reorganization of the Army in March 1942. At that time, the Army Air Forces came into being and continued under this organization through the date of this table (30 June 1947).

Year	Total Army Air Forces	Percent of US Army Strength	Year	Total Army Air Forces	Percent of US Army Strength
1907 (1 Aug)	3	a/	1927	10,078	7.5
1908	13	a/	1928	10,549	7.8
1909	27	a/	1929	12,131	7.8
1910	11	a/	1930	13,531	9.8
1911	23	a/	1931	14,780	10.6
1912 (1 Nov)	51	0.1	1932	15,028	11.2
1913 (30 Sep)	114	0.1	1933	15,099	11.1
1914	122	0.1	1934	15,861	11.5
1915	208	0.2	1935	16,247	11.7
1916	311	0.3	1936	17,233	10.3
1917 (6 Apr)	1,218	0.6	1937	19,147	10.7
1918 (11 Nov)	195,023	5.3	1938	21,089	11.5
1919	25,603	2.7	1939	23,455	12.4
1920	9,050	4.5	1940	51,165	19.1
1921	11,649	5.1	1941 b/	152,125	10.4
1922	9,642	6.5	1942	764,415	24.9
1923	9,441	7.2	1943	2,197,114	31.4
1924	10,547	7.4	1944	2,372,292	29.7
1925	9,670	7.1	1945	2,282,259	27.6
1926	9,674	7.2	1946	455,515	24.1
			1947	305,827	30.9

a/ Less than 0.1 percent.

b/ Totals include Arms and Services beginning September 1941.

Source: AAF Figures - Air Historical Office (1907-1918); "US Air Service Activities" (1919-1925); "US Air Corps Activities" (1926-1929); "Strength Report, Army Air Corps" (1930-1940); Statistical Control Division, Office of Air Comptroller (1941-1947). US Army figures used to compute percentages - "Annual Report of The Secretary of War" (1907-1912; 1917-1920; 1922-1939); "Annual Report of The Adjutant General" (1913-1916; 1921); "Strength of the Army" - STM-30 (1940-1947) prepared by Office of The Adjutant General, Strength Accounting Branch.

Table 8.-- MILITARY PERSONNEL IN CONTINENTAL US AND OVERSEAS, BY TYPE OF PERSONNEL: MAR 1939 THROUGH DEC 1947

End of Month	Total Army Air Forces			Continental US			Overseas		
	Total	Officers ^{a/}	Enlisted Personnel ^{b/}	Total	Officers ^{a/}	Enlisted Personnel ^{b/}	Total	Officers ^{a/}	Enlisted Personnel ^{b/}
1939									
Jul. . . .	24,721	2,633	22,088	20,269	2,356	17,913	4,452	277	4,175
Aug. . . .	26,526	2,747	23,779	21,932	2,488	19,444	4,594	259	4,335
Sep. . . .	30,917	2,886	28,031	25,560	2,581	22,979	5,357	305	5,052
Oct. . . .	34,690	2,872	31,818	28,982	2,561	26,421	5,708	311	5,397
Nov. . . .	39,058	3,030	36,028	32,259	2,691	29,568	6,799	339	6,460
Dec. . . .	43,118	3,006	40,112	35,566	2,650	32,916	7,552	356	7,196
1940									
Jan. . . .	45,948	3,003	42,945	37,989	2,642	35,347	7,959	361	7,598
Feb. . . .	47,851	2,991	44,860	38,728	2,637	36,091	9,123	354	8,769
Mar. . . .	47,936	3,174	44,762	38,643	2,826	35,817	9,293	348	8,945
Apr. . . .	47,812	3,159	44,653	37,774	2,816	34,958	10,038	343	9,695
May. . . .	48,566	3,339	45,227	38,009	2,983	35,026	10,557	356	10,201
Jun. . . .	51,165	3,361	47,804	40,229	2,999	37,230	10,936	362	10,574
Jul. . . .	57,150	3,650	53,500	46,071	3,264	42,807	11,079	386	10,693
Aug. . . .	63,516	4,035	59,481	52,299	3,649	48,650	11,217	386	10,831
Sep. . . .	73,662	4,112	69,550	62,276	3,698	58,578	11,386	414	10,972
Oct. . . .	85,292	4,483	80,809	72,018	3,994	68,024	13,274	489	12,785
Nov. . . .	94,980	4,889	90,091	80,017	4,281	75,736	14,963	608	14,355
Dec. . . .	99,993	5,203	94,790	83,910	4,586	79,324	16,083	617	15,466
1941									
Jan. . . .	100,513	6,546	93,967	81,473	6,230	75,243	19,040	316	18,724
Feb. . . .	135,738	6,951	128,787	115,712	6,645	109,067	20,026	306	19,720
Mar. . . .	144,774	7,793	136,981	123,025	7,469	115,556	21,749	324	21,425
Apr. . . .	147,431	8,625	138,806	125,518	8,137	117,381	21,913	488	21,425
May. . . .	152,641	9,078	143,563	130,422	8,284	122,138	22,219	794	21,425
Jun. . . .	152,125	10,611	141,514	129,767	9,463	120,304	22,358	1,148	21,210
Jul. . . .	194,626	13,175	181,451	171,679	11,947	159,732	22,947	1,228	21,719
Aug. . . .	219,263	15,246	204,017	195,413	13,928	181,485	23,850	1,318	22,532
Sep. . . .	246,319	20,376	225,943	222,034	18,961	203,073	24,285	1,415	22,870
Oct. . . .	270,326	22,101	248,225	242,121	20,512	221,609	28,205	1,589	26,616
Nov. . . .	297,103	22,524	274,579	268,176	20,859	247,317	28,927	1,665	27,262
Dec. . . .	354,161	24,521	329,640	328,277	22,042	306,235	25,884	2,479	23,405
1942									
Jan. . . .	417,526	30,040	387,486	366,582	27,211	339,371	50,944	2,829	48,115
Feb. . . .	482,733	32,917	449,816	419,761	29,486	390,275	62,972	3,431	59,541
Mar. . . .	547,753	35,987	511,766	485,768	32,584	453,184	61,985	3,403	58,582
Apr. . . .	599,961	41,207	558,754	523,835	37,281	486,554	76,126	3,926	72,200
May. . . .	659,746	47,352	612,394	569,204	43,310	525,894	90,542	4,042	86,500
Jun. . . .	764,415	55,956	708,459	649,091	45,449	603,642	115,324	10,507	104,817
Jul. . . .	840,637	68,894	771,743	708,191	56,454	651,737	132,446	12,440	120,006
Aug. . . .	986,338	82,130	904,208	826,967	67,207	759,760	159,371	14,923	144,448
Sep. . . .	1,089,930	88,918	1,001,012	920,810	73,095	847,715	169,120	15,823	153,297
Oct. . . .	1,261,172	105,089	1,156,083	1,076,861	85,492	991,369	184,311	19,597	164,714
Nov. . . .	1,511,323	111,727	1,399,596	1,301,704	88,862	1,212,842	209,619	22,865	186,754
Dec. . . .	1,597,049	127,267	1,469,782	1,355,028	100,475	1,254,553	242,021	26,792	215,229
1943									
Jan. . . .	1,696,866	139,976	1,556,890	1,436,236	111,944	1,324,292	260,630	28,032	232,598
Feb. . . .	1,859,569	153,077	1,706,492	1,573,089	121,373	1,451,716	286,480	31,704	254,776
Mar. . . .	2,045,649	173,213	1,872,436	1,721,211	136,004	1,585,207	324,438	37,209	287,229
Apr. . . .	2,133,925	181,757	1,952,168	1,802,824	143,280	1,659,544	331,101	38,477	292,624
May. . . .	2,184,041	197,519	1,986,522	1,780,635	150,978	1,629,657	403,906	46,541	356,865
Jun. . . .	2,197,114	205,874	1,991,240	1,764,969	156,417	1,608,552	432,145	49,457	382,688
Jul. . . .	2,238,802	217,161	2,021,641	1,768,402	164,346	1,604,056	470,400	52,815	417,585
Aug. . . .	2,305,320	232,922	2,072,398	1,778,873	174,628	1,604,245	526,447	58,294	468,153
Sep. . . .	2,321,858	246,329	2,075,529	1,766,464	184,075	1,582,389	555,394	62,254	493,140
Oct. . . .	2,356,167	253,796	2,102,371	1,728,019	183,653	1,544,366	628,148	70,143	558,005
Nov. . . .	2,383,370	265,630	2,117,740	1,711,492	187,980	1,523,512	671,878	77,650	594,228
Dec. . . .	2,373,882	274,347	2,099,535	1,638,216	193,275	1,444,941	735,666	81,072	654,594
1944									
Jan. . . .	2,400,151	287,294	2,112,857	1,606,394	198,510	1,407,884	793,757	88,784	704,973
Feb. . . .	2,403,499	296,561	2,106,938	1,555,969	202,842	1,353,127	847,530	93,719	753,811
Mar. . . .	2,411,294	306,889	2,104,405	1,504,959	202,025	1,302,934	906,335	104,864	801,471
Apr. . . .	2,356,504	313,874	2,042,630	1,410,704	201,981	1,208,723	945,800	111,893	833,907
May. . . .	2,372,447	322,350	2,050,097	1,372,933	200,386	1,172,547	999,514	121,964	877,550
Jun. . . .	2,372,292	333,401	2,038,891	1,334,958	205,156	1,129,802	1,037,334	128,245	909,089
Jul. . . .	2,403,806	342,914	2,060,892	1,342,025	207,447	1,134,578	1,061,781	135,467	926,314
Aug. . . .	2,403,056	350,060	2,052,996	1,320,980	212,650	1,108,330	1,082,076	137,410	944,666
Sep. . . .	2,391,281	357,924	2,033,357	1,313,143	220,526	1,092,617	1,078,138	137,398	940,740
Oct. . . .	2,382,410	360,843	2,021,567	1,261,050	214,948	1,046,102	1,121,360	145,895	975,465
Nov. . . .	2,383,453	368,804	2,014,649	1,231,978	217,471	1,014,507	1,151,475	151,333	1,000,142
Dec. . . .	2,359,456	375,973	1,983,483	1,195,320	222,428	972,892	1,164,136	153,545	1,010,591

Table 8.-- MILITARY PERSONNEL IN CONTINENTAL US AND OVERSEAS, BY TYPE OF PERSONNEL: MAR 1939 THROUGH DEC 1947
-- Continued

End of Month	Total Army Air Forces			Continental US			Overseas		
	Total	^{a/} Officers	^{b/} Enlisted Personnel	Total	^{a/} Officers	^{b/} Enlisted Personnel	Total	^{a/} Officers	^{b/} Enlisted Personnel
1945									
Jan. . . .	2,345,068	377,426	1,967,642	1,165,349	221,180	944,169	1,179,719	156,246	1,023,473
Feb. . . .	2,324,377	385,111	1,939,266	1,138,146	223,985	914,161	1,186,231	161,126	1,025,105
Mar. . . .	2,325,842	385,916	1,939,926	1,108,705	220,424	888,281	1,217,137	165,492	1,051,645
Apr. . . .	2,329,534	388,278	1,941,256	1,105,528	224,392	881,136	1,224,006	163,886	1,060,120
✓ May. . . .	2,310,436	388,295	1,922,141	1,101,932	225,537	876,395	1,208,504	162,758	1,045,746
✓ Jun. . . .	2,282,259	381,454	1,900,805	1,153,373	239,561	913,812	1,128,886	141,893	986,993
Jul. . . .	2,262,092	371,269	1,890,823	1,185,712	238,771	946,941	1,076,380	132,498	943,882
Aug. . . .	2,253,182	368,344	1,884,838	1,253,573	245,511	1,008,062	999,609	122,833	876,776
Sep. . . .	1,992,960	310,443	1,682,517	1,095,017	199,207	895,810	897,943	111,236	786,707
Oct. . . .	1,553,867	241,226	1,312,641	836,070	149,334	686,736	717,797	91,892	625,905
Nov. . . .	1,200,247	200,152	1,000,095	619,602	126,056	493,546	580,645	74,096	506,549
Dec. . . .	888,769	164,004	724,765	503,234	110,609	392,625	385,535	53,395	332,140
1946									
Jan. . . .	733,786	141,643	592,143	456,567	95,203	361,364	277,219	46,440	230,779
Feb. . . .	564,605	115,243	449,362	356,980	76,880	280,100	207,625	38,363	169,262
Mar. . . .	500,472	102,286	398,186	328,079	69,756	258,323	172,393	32,530	139,863
Apr. . . .	485,151	95,906	389,245	310,116	65,439	244,677	175,035	30,467	144,568
May. . . .	472,563	88,746	383,817	300,287	61,246	239,041	172,276	27,500	144,776
✓ Jun. . . .	455,515	81,733	373,782	296,964	58,907	238,057	158,551	22,826	135,725
Jul. . . .	450,626	72,983	377,643	292,495	51,413	241,082	158,131	21,570	136,561
Aug. . . .	441,852	68,452	373,400	291,495	49,907	241,588	150,357	18,545	131,812
Sep. . . .	419,670	65,991	353,679	274,248	46,861	227,387	145,422	19,130	126,292
Oct. . . .	406,802	61,252	345,550	271,894	42,320	229,574	134,908	18,932	115,976
Nov. . . .	373,960	50,722	323,238	267,194	32,111	235,083	126,766	18,611	108,155
Dec. . . .	341,413	49,529	291,884	228,048	31,497	196,551	113,365	18,032	95,333
1947									
Jan. . . .	327,404	48,021	279,383	220,910	31,227	189,683	106,494	16,794	89,700
Feb. . . .	323,704	46,999	276,705	218,376	31,055	187,321	105,328	15,944	89,384
Mar. . . .	314,569	46,507	268,062	211,552	31,111	180,441	103,017	15,396	87,621
Apr. . . .	307,828	44,513	263,315	206,595	30,504	176,091	101,233	14,009	87,224
May. . . .	303,614	43,076	260,538	203,809	29,868	173,941	99,805	13,208	86,597
✓ Jun. . . .	305,827	42,745	263,082	206,226	29,640	176,586	99,601	13,105	86,496
Jul. . . .	310,332	43,711	266,621	211,046	30,600	180,446	99,286	12,911	86,375
Aug. . . .	314,551	43,733	270,818	216,135	31,161	184,974	98,416	12,572	85,844
Sep. . . .	318,744	44,352	274,392	220,547	31,519	189,028	98,197	12,833	85,364
Oct. . . .	329,523	45,861	283,662	230,854	33,184	197,670	98,669	12,677	85,992
Nov. . . .	335,671	46,760	288,911	236,560	34,221	202,339	99,111	12,539	86,572
Dec. . . .	339,246	47,021	292,225	238,608	34,602	204,006	100,638	12,419	88,219

a/ Includes Flight and Warrant Officers.
b/ Includes Aviation Cadets.

Table 9.-- PEAK STRENGTHS OF MILITARY PERSONNEL, WORLDWIDE, BY DATE: 1943; 1944; AND 1945

Type of Personnel	Date (End of Month)	Total Strength
AAF (Officers, Aviation Cadets, and Enlisted Personnel)	Mar 1944	2,411,294
Officers	May 1945	388,295
Aviation Cadets	Nov 1943	115,515
Enlisted Personnel (Includes Aviation Cadets)	Nov 1943	2,117,740
Enlisted Personnel (Excludes Aviation Cadets)	Jan 1944	2,005,148

Table 10.-- ASWAF WOMEN'S ARMY CORPS PERSONNEL IN CONTINENTAL US AND OVERSEAS, BY TYPE OF PERSONNEL:
SEP 1943 THROUGH DEC 1947

End of Month	Total Army Air Forces			Continental United States			Overseas		
	Total	Officers	Enlisted Women	Total	Officers	Enlisted Women	Total	Officers	Enlisted Women
1943 Sep.	a/	a/	a/	15,486	1,160	14,326	a/	a/	a/
Dec.	a/	a/	a/	17,840	1,758	16,082	a/	a/	a/
1944 Mar.	a/	a/	a/	22,144	1,901	20,243	a/	a/	a/
Jun.	30,002	1,886	28,116	26,294	1,795	24,499	3,708	91	3,617
Sep.	34,823	1,845	32,978	29,579	1,625	27,954	5,244	220	5,024
Dec.	38,282	1,846	36,436	31,510	1,579	29,931	6,772	267	6,505
1945 Mar.	39,304	1,829	37,475	31,920	1,540	30,380	7,384	289	7,095
Jun.	37,355	1,894	35,461	29,989	1,576	28,413	7,366	318	7,048
Sep.	30,445	1,538	28,907	25,148	1,264	23,884	5,297	274	5,023
Dec.	10,562	1,070	9,492	8,882	845	8,037	1,680	225	1,455
1946 Jan.	8,963	694	8,269	7,771	601	7,170	1,192	93	1,099
Feb.	7,536	526	7,010	6,588	459	6,129	948	67	881
Mar.	6,745	433	6,312	5,924	373	5,551	821	60	761
Apr.	6,231	399	5,832	5,616	338	5,278	615	61	554
May.	5,869	344	5,525	5,340	300	5,040	529	44	485
Jun.	5,223	316	4,907	4,601	268	4,333	622	48	574
Jul.	4,381	285	4,096	3,861	241	3,620	520	44	476
Aug.	3,789	247	3,542	3,591	225	3,366	198	22	176
Sep.	3,082	234	2,848	2,788	202	2,586	294	32	262
Oct.	2,300	207	2,093	1,994	168	1,826	306	39	267
Nov.	2,353	192	2,161	2,065	154	1,911	288	38	250
Dec.	2,443	170	2,273	2,115	141	1,974	328	29	299
1947 Jan.	2,541	183	2,358	2,138	144	1,994	403	39	364
Feb.	2,537	177	2,360	2,131	131	2,000	406	46	360
Mar.	2,474	176	2,298	2,070	127	1,943	404	49	355
Apr.	2,595	180	2,415	2,086	130	1,956	509	50	459
May.	2,499	184	2,315	1,993	132	1,861	506	52	454
Jun.	2,203	183	2,020	1,699	133	1,566	504	50	454
Jul.	2,191	179	2,012	1,692	132	1,560	499	47	452
Aug.	2,179	173	2,006	1,692	129	1,563	487	44	443
Sep.	2,149	174	1,975	1,667	127	1,540	482	47	435
Oct.	2,146	178	1,968	1,666	130	1,536	480	48	432
Nov.	2,122	179	1,943	1,649	130	1,519	473	49	424
Dec.	2,103	177	1,926	1,635	130	1,505	468	47	421

a/ Not available.

Table 11.-- NEGRO MILITARY PERSONNEL IN CONTINENTAL US AND OVERSEAS, BY TYPE OF PERSONNEL:
SEP 1944 THROUGH DEC 1947

End of Month	Total Army Air Forces			Continental US			Overseas		
	Total	Officers	Enlisted Personnel	Total	Officers	Enlisted Personnel	Total	Officers	Enlisted Personnel
1942									
Sep.	37,223	142	37,081	32,241	134	32,107	4,982	8	4,974
Dec.	71,824	129	71,695	61,791	118	61,673	10,033	11	10,022
1943									
Mar.	106,409	255	106,154	89,933	243	89,690	16,476	12	16,464
Jun.	114,075	359	113,716	89,426	273	89,153	24,649	86	24,563
Sep.	130,372	605	129,767	95,536	500	95,036	34,836	105	34,731
Dec.	145,025	636	144,389	102,446	476	101,970	42,579	160	42,419
1944									
Mar.	140,857	904	139,953	90,409	556	89,853	50,448	348	50,100
Jun.	145,242	1,107	144,135	86,580	648	85,932	58,662	459	58,203
Sep.	140,728	1,243	139,485	77,176	732	76,444	63,552	511	63,041
Dec.	137,806	1,303	136,503	70,649	832	69,817	67,157	471	66,686
1945									
Mar.	136,827	1,464	135,363	69,865	1,027	68,838	66,962	437	66,525
Jun.	140,462	1,559	138,903	68,742	1,191	67,551	71,720	368	71,352
Sep.	133,447	1,511	131,936	68,926	1,260	67,666	64,521	251	64,270
Dec.	69,016	1,050	67,966	43,606	1,014	42,592	25,410	36	25,374
1946									
Jan.	60,663	1,020	59,643	41,331	982	40,349	19,332	38	19,294
Feb.	49,006	883	48,123	35,232	849	34,383	13,774	34	13,740
Mar.	42,564	778	41,786	32,406	754	31,652	10,158	24	10,134
Apr.	43,898	787	43,111	30,511	762	29,749	13,387	25	13,362
May.	45,050	764	44,286	30,871	726	30,145	14,179	38	14,141
Jun.	42,980	740	42,240	29,775	704	29,071	13,205	36	13,169
Jul.	45,030	582	44,448	30,759	556	30,203	14,271	26	14,245
Aug.	43,137	497	42,640	30,556	477	30,079	12,581	20	12,561
Sep.	40,551	500	40,051	29,532	474	29,058	11,019	26	10,993
Oct.	38,739	466	38,273	27,951	443	27,508	10,788	23	10,765
Nov.	34,952	246	34,706	24,418	231	24,187	10,534	15	10,519
Dec.	29,983	247	29,736	19,852	236	19,616	10,131	11	10,120
1947									
Jan.	25,759	255	25,504	17,129	241	16,888	8,630	14	8,616
Feb.	23,401	263	23,138	14,829	251	14,578	8,572	12	8,560
Mar.	22,075	265	21,810	13,594	252	13,342	8,481	13	8,468
Apr.	21,300	261	21,039	12,641	247	12,394	8,659	14	8,645
May.	21,047	267	20,780	12,744	253	12,491	8,303	14	8,289
Jun.	21,243	263	20,980	12,931	251	12,680	8,312	12	8,300
Jul.	21,611	257	21,354	13,271	246	13,025	8,340	11	8,329
Aug.	23,193	257	22,936	14,858	244	14,614	8,335	13	8,322
Sep.	23,505	245	23,260	15,543	233	15,310	7,962	12	7,950
Oct.	23,687	251	23,436	15,872	239	15,633	7,815	12	7,803
Nov.	23,407	247	23,160	15,695	236	15,459	7,712	11	7,701
Dec.	23,432	251	23,181	15,760	242	15,518	7,672	9	7,663

Table 12.-- OFFICERS IN CONTINENTAL US AND OVERSEAS, BY ARM OR SERVICE: MAR 1942 THROUGH DEC 1947

End of Month	Total	Air Corps	Arm or Service										
			Total	Chap-lain	Chem-ical	Engi-neer	Fi-nance	Med-ical	Mili-tary Police	Ordn-ance	Quar-ter Master	Sig-nal	Other
Total Air Force													
1942 Mar	35,987	30,138	5,849	a/	a/	a/	a/	a/	a/	a/	a/	a/	a/
Jun	55,956	46,528	9,428	a/	a/	a/	a/	a/	a/	a/	a/	a/	a/
Sep	88,918	71,382	17,536	a/	a/	a/	a/	a/	a/	a/	a/	a/	a/
Dec	127,267	98,835	28,432	a/	a/	a/	a/	a/	a/	a/	a/	a/	a/
1943 Mar	173,213	132,005	41,208	758	1,344	4,032	766	15,282	432	3,434	4,348	7,108	3,704
Jun	205,874	156,566	49,308	977	1,309	4,687	897	16,918	507	3,684	5,031	8,410	6,888
Sep	246,329	190,165	56,164	1,121	1,476	5,510	987	18,650	771	3,749	6,150	9,104	8,646
Dec	274,347	219,445	54,932	1,636	1,766	5,426	1,222	21,358	766	4,384	5,851	9,998	2,525
1944 Mar	306,889	252,556	54,333	1,742	1,818	5,147	1,292	21,310	659	4,619	6,018	9,622	2,106
Jun	333,401	280,586	52,815	1,785	1,696	5,006	1,239	20,977	763	4,491	5,479	9,279	2,100
Sep	357,924	307,682	50,242	1,835	1,629	5,022	1,267	19,371	748	5,088	6,656	2,009	2,009
Dec	375,973	326,890	49,083	1,895	1,596	5,599	1,298	18,478	592	4,475	4,590	8,360	2,200
1945 Mar	385,916	335,909	50,007	1,861	1,568	6,036	1,335	18,345	753	4,706	4,678	8,379	2,346
Jun	381,454	336,091	45,363	1,858	1,119	5,973	973	18,776	621	3,806	3,138	6,961	2,138
Sep	310,443	272,448	37,995	1,555	846	5,490	663	17,251	436	2,815	1,968	5,453	1,518
Dec	164,004	146,402	17,602	1,079	314	2,325	337	8,825	239	891	719	1,798	1,075
1946 Jan	141,643	122,287	19,356	890	140	1,095	296	7,153	192	680	604	1,164	7,142
Feb	115,243	101,131	14,112	800	110	829	232	5,402	158	548	517	952	4,564
Mar	102,286	89,992	12,294	699	77	830	198	4,762	140	428	412	764	3,984
Apr	95,906	84,457	11,449	527	73	835	158	4,954	123	423	358	684	3,314
May	88,746	79,399	9,347	460	65	811	142	4,351	104	362	331	700	2,021
Jun	81,733	73,546	8,187	417	57	695	124	3,763	88	338	267	479	1,959
Jul	72,983	65,048	7,935	421	73	712	158	3,561	90	334	269	531	1,786
Aug	68,452	60,766	7,686	380	73	727	153	3,332	90	315	249	531	1,836
Sep	65,991	57,176	8,815	351	78	652	147	3,268	79	314	236	506	3,184
Oct	61,252	54,606	6,646	351	74	574	165	3,391	73	309	230	499	980
Nov	50,722	44,375	6,347	351	68	625	156	3,300	73	293	188	447	846
Dec	49,529	43,131	6,398	347	69	712	153	3,251	74	286	180	440	886
1947 Jan	48,021	41,476	6,545	358	71	827	156	3,306	86	271	181	418	871
Feb	46,999	40,466	6,533	345	76	873	155	3,297	98	274	182	416	817
Mar	46,507	39,937	6,570	341	75	951	150	3,233	100	274	171	402	873
Apr	44,513	38,218	6,295	330	74	980	161	3,076	104	253	166	360	791
May	43,076	36,880	6,196	323	73	1,031	158	2,878	94	250	170	349	870
Jun	42,745	36,896	5,849	316	72	1,029	168	2,785	76	252	175	319	657
Jul	43,511	37,658	5,853	311	71	1,044	153	2,750	80	288	180	296	680
Aug	43,733	37,907	5,826	315	78	1,030	143	2,868	80	245	176	292	599
Sep	44,352	38,497	5,855	303	82	998	146	2,901	73	247	181	293	631
Oct	45,861	38,938	6,923	303	80	977	144	3,031	90	244	189	269	1,596
Nov	46,760	40,413	6,347	305	74	937	133	3,107	78	213	171	244	1,085
Dec	47,021	41,147	5,874	306	68	897	124	2,972	72	212	160	225	838
Continental US													
1942 Mar	32,584	27,125	5,459	a/	a/	a/	a/	a/	a/	a/	a/	a/	a/
Jun	45,449	38,199	7,250	a/	a/	a/	a/	a/	a/	a/	a/	a/	a/
Sep	73,095	58,782	14,313	a/	a/	a/	a/	a/	a/	a/	a/	a/	a/
Dec	100,475	76,461	24,014	a/	a/	a/	a/	a/	a/	a/	a/	a/	a/
1943 Mar	136,004	102,142	33,862	758	1,226	2,749	743	14,953	313	2,954	3,783	5,547	836
Jun	156,417	116,430	39,987	977	1,219	3,078	896	16,610	310	3,072	4,316	6,482	3,027
Sep	184,075	140,658	43,417	1,121	1,305	3,247	986	18,318	301	2,851	5,141	6,692	3,455
Dec	193,275	155,699	37,576	1,106	1,018	2,465	880	18,348	103	2,044	3,769	6,320	1,523
1944 Mar	202,025	169,028	32,997	1,084	928	1,477	838	16,858	34	1,761	3,573	5,132	1,312
Jun	205,156	176,548	28,608	998	819	876	729	15,775	71	1,509	2,664	4,266	901
Sep	220,526	194,311	26,215	1,012	766	938	751	14,016	75	1,571	2,393	3,816	877
Dec	222,428	197,224	25,204	986	710	1,649	743	12,937	83	1,581	2,150	3,454	911
1945 Mar	220,424	195,841	24,583	891	682	1,798	730	12,660	95	1,604	1,984	3,143	996
Jun	239,561	218,401	21,160	889	338	1,536	455	12,952	102	1,034	949	2,008	897
Sep	199,207	181,083	18,124	873	288	1,115	283	11,834	141	775	620	1,348	847
Dec	110,609	99,969	10,640	662	73	685	189	7,136	70	339	263	641	582
1946 Jan	95,203	86,483	8,720	574	39	535	157	5,858	61	279	219	500	498
Feb	76,880	70,011	6,869	502	40	440	127	4,338	60	266	197	433	466
Mar	69,756	63,485	6,271	453	35	398	119	3,934	56	244	181	391	460
Apr	65,439	59,436	6,003	329	41	439	97	3,804	47	252	189	378	427

a/ Not available.

Table 12.-- OFFICERS IN CONTINENTAL US AND OVERSEAS, BY ARM OR SERVICE MAR 1942 THROUGH DEC 1947--Continued

End of Month	Total	Air Corps	Arm or Service											
			Total	Chaplain	Chemical	Engineer	Finance	Medical	Military Police	Ordnance	Quartermaster	Signal	Other	
Continental US (Continued)														
1946	May	61,246	55,663	5,583	297	41	429	90	3,402	47	226	185	401	465
	Jun	58,907	54,216	4,691	267	37	394	79	2,852	48	220	165	266	363
	Jul	51,413	46,482	4,931	272	51	443	113	2,740	62	231	190	337	492
	Aug	49,907	45,142	4,765	263	50	430	112	2,661	59	227	186	327	450
	Sep	46,861	42,131	4,730	223	58	427	104	2,652	57	228	186	302	493
	Oct	42,320	37,715	4,605	196	52	388	106	2,679	56	215	159	272	482
	Nov	32,111	27,685	4,426	196	47	447	106	2,584	51	196	121	235	443
	Dec	31,497	27,057	4,440	184	51	544	103	2,506	53	195	117	236	451
1947	Jan	31,227	26,430	4,797	196	53	625	103	2,553	59	185	120	224	679
	Feb	31,055	26,321	4,734	198	61	643	106	2,585	74	193	126	245	503
	Mar	31,111	26,365	4,746	209	60	702	107	2,531	77	196	127	241	496
	Apr	30,504	25,887	4,617	203	61	690	106	2,444	82	187	125	220	499
	May	29,868	25,262	4,606	197	59	667	108	2,298	76	190	128	217	666
	Jun	29,640	25,351	4,289	193	58	631	116	2,214	65	193	137	192	490
	Jul	30,600	26,282	4,318	193	60	629	109	2,214	72	225	141	160	515
	Aug	31,161	26,837	4,324	199	65	639	105	2,348	70	182	139	158	419
	Sep	31,519	27,235	4,284	195	68	607	107	2,321	61	181	137	160	447
	Oct	33,184	27,857	5,327	184	63	586	105	2,445	70	176	136	145	1,417
	Nov	34,221	29,508	4,713	187	52	551	94	2,471	65	145	122	132	894
	Dec	34,602	30,219	4,383	186	48	521	90	2,375	60	147	116	131	709
Overseas														
1942	Mar	3,403	3,013	390	a/	a/	a/	a/	a/	a/	a/	a/	a/	a/
	Jun	10,507	8,329	2,178	a/	a/	a/	a/	a/	a/	a/	a/	a/	a/
	Sep	15,823	12,600	3,223	a/	a/	a/	a/	a/	a/	a/	a/	a/	a/
	Dec	26,792	22,374	4,418	a/	a/	a/	a/	a/	a/	a/	a/	a/	a/
1943	Mar	37,209	29,863	7,346	-	118	1,283	23	329	119	480	565	1,561	2,868
	Jun	49,457	40,136	9,321	-	90	1,609	1	308	197	612	715	1,928	3,861
	Sep	62,254	49,507	12,747	-	171	2,263	1	332	470	898	1,009	2,412	5,191
	Dec	81,072	63,716	17,356	530	748	2,961	342	3,010	663	2,340	2,082	3,678	1,002
1944	Mar	104,864	83,528	21,336	658	890	3,670	454	4,452	625	2,858	2,445	4,490	794
	Jun	128,245	104,038	24,207	787	877	4,130	510	5,202	692	2,982	2,815	5,013	1,199
	Sep	137,398	113,371	24,027	823	863	4,084	516	5,355	673	3,046	2,695	4,840	1,132
	Dec	153,545	129,666	23,879	909	886	3,950	555	5,541	509	2,894	2,440	4,906	1,289
1945	Mar	165,492	140,068	25,424	970	886	4,238	605	5,685	658	3,102	2,694	5,236	1,350
	Jun	141,893	117,690	24,203	969	781	4,437	518	5,824	519	2,772	2,189	4,953	1,241
	Sep	111,236	91,365	19,871	682	558	4,375	380	5,417	295	2,040	1,348	4,105	671
	Dec	53,395	46,433	6,962	417	241	1,640	148	1,689	169	552	456	1,157	493
1946	Jan	141,643	122,287	19,356	890	140	1,095	296	7,153	192	680	604	1,164	7,142
	Feb	115,243	101,131	14,112	800	110	829	232	5,402	158	548	517	952	4,564
	Mar	102,286	89,992	12,294	699	77	830	198	4,762	140	428	412	764	3,984
	Apr	95,906	84,457	11,449	527	73	835	158	4,954	123	423	358	684	3,314
	May	88,746	79,399	9,347	460	65	811	142	4,351	104	362	331	700	2,021
	Jun	81,733	73,546	8,187	417	57	695	124	3,763	88	338	267	479	1,959
	Jul	72,983	65,048	7,935	421	73	712	158	3,561	90	334	269	531	1,786
	Aug	68,452	60,766	7,686	380	73	727	153	3,332	90	315	249	531	1,836
	Sep	65,991	57,176	8,815	351	78	652	147	3,268	79	314	236	506	3,184
	Oct	61,252	54,606	6,646	351	74	574	165	3,391	73	309	230	499	980
	Nov	50,722	44,375	6,347	351	68	625	156	3,300	73	293	188	447	846
	Dec	49,529	43,131	6,398	347	69	712	153	3,251	74	286	180	440	886
1947	Jan	16,794	15,046	1,748	162	18	202	53	753	27	86	61	194	192
	Feb	15,944	14,145	1,799	147	15	230	49	712	24	81	56	171	314
	Mar	15,396	13,572	1,824	132	15	249	43	702	23	78	44	161	377
	Apr	14,009	12,331	1,678	127	13	290	55	632	22	66	41	140	292
	May	13,208	11,618	1,590	126	14	364	50	580	18	60	42	132	204
	Jun	13,105	11,545	1,560	123	14	398	52	571	11	59	38	127	167
	Jul	12,911	11,376	1,535	118	11	415	44	536	8	63	39	136	165
	Aug	12,572	11,070	1,502	116	13	391	38	520	10	63	37	134	180
	Sep	12,833	11,262	1,571	108	14	391	39	580	12	66	44	133	184
	Oct	12,677	11,081	1,596	119	17	391	39	586	20	68	53	124	179
	Nov	12,539	10,905	1,634	118	22	386	39	636	13	68	49	112	191
	Dec	12,419	10,928	1,491	120	20	376	34	597	12	65	44	94	129

a/ Not available.

Table 13.-- AVIATION CADETS, BY TYPE OF TRAINING: JUN 1922 THROUGH DEC 1947

End of Month	Total	Flying Training	Technical Training	End of Month	Total	Flying Training	Technical Training
1922				1939 (Contd)			
Jun	113	113	-	Sep	990	990	-
Dec	106	106	-	Oct	1,328	1,328	-
1923				1940			
Jun	77	77	-	Mar	1,524	1,524	-
Dec	127	127	-	Jun	1,894	1,894	-
1924				Sep	3,051	3,051	-
Jun	119	119	-	Dec	4,792	4,792	-
Dec	114	114	-	1941			
1924				Mar	8,437	7,755	682
Jun	103	103	-	Jun	8,627	7,859	768
Dec	138	138	-	Sep	8,859	7,522	1,337
1926				Dec	17,614	16,733	881
Jun	142	142	-	1942			
Dec	108	108	-	Mar	38,359	37,214	1,145
1927				Jun	50,213	48,432	1,781
Jun	125	125	-	Sep	79,571	76,951	2,620
Dec	172	172	-	Dec	94,003	89,973	4,030
1928				1943			
Jun	280	280	-	Mar	108,315	101,411	6,904
Dec	331	331	-	Jun	99,672	92,741	6,931
1929				Sep	108,220	103,888	4,332
Jun	403	403	-	Dec	114,336	109,322	5,014
Dec	269	269	-	1944			
1930				Mar	100,542	96,042	4,500
Jun	378	378	-	Jun	82,647	79,774	2,873
Dec	284	284	-	Sep	60,114	58,355	1,759
1931				Dec	38,929	38,796	133
Jun	418	418	-	1945			
Dec	289	289	-	Mar	25,300	24,931	369
1932				Jun	16,764	13,891	2,873
Jun	325	325	-	Sep	16,000	13,600	4,275
Jul	252	252	-	Dec	2,612	2,322	-
1933				1946			
Jun	238	238	-	Jan	181	181	-
Jul	177	177	-	Feb	104	104	-
1934				Mar	55	55	-
Jun	318	318	-	Apr	15	15	-
Dec	290	290	-	May	12	12	-
1935				Jun	7	7	-
Jun	363	363	-	Jul	7	7	-
Dec	312	312	-	Aug	2	2	-
1936				Sep	3	3	-
Jun	328	328	-	Oct	-	-	-
Dec	288	288	-	Nov	-	-	-
1937				Dec	-	-	-
Jun	166	166	-	1947			
Dec	295	295	-	Jan	-	-	-
1938				Feb	-	-	-
Jun	342	342	-	Mar	69	69	-
Dec	495	495	-	Apr	66	66	-
1939				May	50	50	-
Mar	630	630	-	Jun	53	53	-
Jun	633	633	-	Jul	437	437	-
				Aug	422	422	-
				Sep	358	358	-
				Oct	626	626	-
				Nov	603	603	-
				Dec	578	578	-

Table 14.-- OFFICERS IN CONTINENTAL US AND OVERSEAS, BY GRADE: SEP 1944 THROUGH DEC 1947

End of Month	Total	General	Colonel	Lt Colonel	Major	Captain	1st Lieutenant	2nd Lieutenant	Warrant Officer	Flight Officer
Total Army Air Forces										
1944 Sep.	357,924	259	2,199	5,984	20,600	57,459	100,182	141,338	7,165	22,738
Dec.	375,973	268	2,320	6,377	21,991	62,863	110,294	135,175	6,993	29,692
1945 Mar.	385,916	294	2,430	6,680	22,758	68,435	125,088	121,315	7,039	31,877
Jun.	381,454	298	2,576	7,225	23,400	71,706	134,917	101,935	6,984	32,413
Sep.	310,443	276	2,522	6,358	20,538	61,715	110,899	73,437	5,886	28,812
Dec.	164,004	234	2,314	4,657	12,648	37,198	57,804	33,730	4,039	11,380
1946 Mar.	102,286	195	2,099	3,833	9,546	25,117	37,434	16,564	2,843	4,655
Jun.	81,733	174	1,815	3,213	7,649	19,845	32,831	12,392	2,304	1,510
Sep.	65,991	161	1,729	3,092	6,875	17,537	26,737	7,684	1,875	301
Dec.	49,529	154	1,637	2,786	5,799	13,567	19,224	4,798	1,511	53
1947 Mar.	46,507	162	1,577	2,764	5,875	13,325	18,187	3,230	1,367	20
Jun.	42,745	167	1,579	2,720	5,666	12,815	16,149	2,416	1,230	3
Sep.	44,352	163	1,457	2,959	6,020	13,668	16,747	2,088	1,250	-
Dec. a/	47,021	165	1,459	3,048	6,260	14,248	18,052	1,916	1,258	1
Continental US										
1944 Sep.	220,526	122	1,237	3,559	13,401	33,803	52,323	93,908	4,172	18,001
Dec.	222,428	119	1,295	3,735	13,798	36,155	59,519	82,133	4,007	21,667
1945 Mar.	220,424	125	1,307	3,743	13,478	38,783	69,382	68,485	3,971	21,150
Jun.	239,561	152	1,540	4,253	14,230	41,754	81,666	69,192	4,005	22,769
Sep.	199,207	161	1,642	4,185	12,987	37,053	65,106	52,721	3,799	21,553
Dec.	110,609	165	1,613	3,459	9,413	27,062	37,718	19,849	3,208	8,122
1946 Mar.	69,756	138	1,603	2,983	7,460	19,167	23,734	9,965	2,185	2,521
Jun.	58,907	127	1,419	2,599	5,965	15,139	23,297	8,003	1,675	683
Sep.	46,861	113	1,369	2,480	5,210	13,410	18,605	4,144	1,402	128
Dec.	31,497	111	1,308	2,194	4,260	9,251	11,276	2,094	967	36
1947 Mar.	31,111	119	1,268	2,223	4,427	9,216	11,226	1,674	939	19
Jun.	29,640	125	1,305	2,187	4,304	9,192	10,126	1,526	872	3
Sep.	31,519	126	1,202	2,381	4,715	10,117	10,681	1,407	890	-
Dec. a/	34,602	133	1,231	2,486	4,998	10,931	11,527	1,471	910	1
Overseas										
1944 Sep.	137,398	137	962	2,425	7,199	23,656	47,859	47,430	2,993	4,737
Dec.	153,545	149	1,025	2,642	8,193	26,708	50,775	53,042	2,986	8,025
1945 Mar.	165,492	169	1,123	2,937	9,280	29,652	55,706	52,830	3,068	10,727
Jun.	141,893	146	1,036	2,972	9,170	29,952	53,251	32,743	2,979	9,644
Sep.	111,236	115	880	2,173	7,551	24,662	45,793	20,716	2,087	7,259
Dec.	53,395	69	701	1,198	3,235	10,136	20,086	13,881	831	3,258
1946 Mar.	32,530	57	496	850	2,086	5,950	13,700	6,599	658	2,134
Jun.	22,826	47	396	614	1,684	4,706	9,534	4,389	629	827
Sep.	19,130	48	360	612	1,665	4,127	8,132	3,540	473	173
Dec.	18,032	43	329	592	1,539	4,316	7,948	2,704	544	17
1947 Mar.	15,396	43	309	541	1,448	4,109	6,961	1,556	428	1
Jun.	13,105	42	274	533	1,362	3,623	6,023	890	358	-
Sep.	12,833	37	255	578	1,305	3,551	6,066	681	360	-
Dec.	12,419	32	228	562	1,262	3,417	6,125	445	348	-

a/ Grade distribution not available for 514 officers included in totals.

Table 15.-- ENLISTED PERSONNEL IN CONTINENTAL US AND OVERSEAS, BY GRADE: SEP 1944 THROUGH DEC 1947

End of Month	Total	Aviation Cadet	Master Sergeant	Technical Sergeant	Staff Sergeant	Sergeant	Corporal	Private First Class	Private
Total Army Air Forces									
1944									
Sep a/	2,032,490	60,114	39,325	92,043	220,800	329,580	454,483	340,138	496,007
Dec	1,983,483	38,929	40,949	99,004	233,182	337,138	465,250	317,579	451,452
1945									
Mar	1,939,926	25,300	42,835	106,596	248,313	351,642	466,346	396,355	302,539
Jun	1,900,805	16,764	41,462	105,323	248,391	357,865	451,682	423,034	256,284
Sep	1,682,517	12,602	34,128	85,226	217,310	342,416	418,388	354,013	218,434
Dec	724,765	322	11,831	20,184	67,981	139,187	178,972	149,240	157,048
1946									
Mar	398,186	55	16,682	13,336	22,673	38,609	66,239	98,170	142,422
Jun	373,782	7	18,879	13,851	20,086	27,118	58,154	98,659	137,028
Sep	353,679	3	19,400	15,699	22,795	29,549	54,304	99,484	112,445
Dec	291,884	-	20,067	15,849	24,165	23,875	41,488	81,485	84,955
1947									
Mar	268,062	69	22,058	15,982	27,169	26,804	46,244	70,224	59,512
Jun	263,082	53	23,380	16,720	31,628	31,925	49,160	66,441	43,775
Sep	274,392	358	23,918	17,738	34,913	36,876	51,398	63,352	45,839
Dec b/	292,225	578	23,414	18,655	38,181	43,526	56,001	75,259	34,766
Continental US									
1944									
Sep a/	1,091,750	60,114	17,200	43,235	101,943	147,549	212,803	180,315	328,591
Dec	972,892	38,929	17,156	48,364	105,895	135,885	198,429	150,835	277,399
1945									
Mar	888,281	25,300	17,641	52,170	110,315	132,534	182,703	182,563	185,055
Jun	913,812	16,764	18,732	59,470	127,270	149,554	181,665	188,531	171,826
Sep	895,810	12,602	17,274	46,671	114,122	170,222	200,141	162,243	172,535
Dec	392,625	322	7,988	9,372	28,043	65,111	87,808	79,532	114,449
1946									
Mar	258,323	55	14,589	10,169	13,555	18,752	28,877	51,694	120,632
Jun	238,057	7	15,576	10,582	13,754	12,847	24,893	45,188	115,210
Sep	227,387	3	15,961	12,158	16,138	16,649	26,404	50,441	89,633
Dec	196,551	-	16,581	12,270	17,391	15,641	22,480	43,989	68,199
1947									
Mar	180,441	69	17,438	11,752	19,549	18,449	26,828	40,008	46,348
Jun	176,586	53	18,077	12,145	22,621	21,815	29,067	36,719	36,089
Sep	189,028	358	18,600	12,983	24,946	25,129	29,324	38,190	39,498
Dec b/	204,006	578	18,358	13,823	27,808	29,644	32,264	50,632	29,054
Overseas									
1944									
Sep	940,740	-	22,125	48,808	118,857	182,031	241,680	159,823	167,416
Dec	1,010,591	-	23,793	50,640	127,287	201,253	266,821	166,744	174,053
1945									
Mar	1,051,645	-	25,194	54,426	137,998	219,108	283,643	213,792	117,484
Jun	986,993	-	22,730	45,853	121,121	208,311	270,017	234,503	84,458
Sep	786,707	-	16,854	38,555	103,188	172,194	218,247	191,770	45,899
Dec	332,140	-	3,843	10,812	39,938	74,076	91,164	69,708	42,599
1946									
Mar	139,863	-	2,093	3,167	9,118	19,857	37,362	46,476	21,790
Jun	135,725	-	3,303	3,269	6,332	14,271	33,261	53,471	21,818
Sep	126,292	-	3,439	3,541	6,657	12,900	27,900	49,043	22,812
Dec	95,333	-	3,486	3,579	6,774	8,234	19,008	37,496	16,756
1947									
Mar	87,621	-	4,620	4,230	7,620	8,355	19,416	30,216	13,164
Jun	86,496	-	5,303	4,575	9,007	10,110	20,093	29,722	7,686
Sep	85,364	-	5,318	4,755	9,967	11,747	22,074	25,162	6,341
Dec	88,219	-	5,056	4,832	10,373	13,882	23,737	24,627	5,712

a/ Excludes 867 AAF enlisted students, grade distribution for which is unknown, in Army Service Forces schools.

b/ Grade distribution not available for 1,845 personnel included in total.

Table 16.-- ASWAF WOMEN'S ARMY CORPS PERSONNEL IN CONTINENTAL US AND OVERSEAS, BY GRADE:
MAR 1945 THROUGH DEC 1947

Grade	1945											
	March			June			September			December		
	Total	Conti- nental US	Over- seas	Total	Conti- nental US	Over- seas	Total	Conti- nental US	Over- seas	Total	Conti- nental US	Over- seas
Total . . .	29,304	31,920	7,384	27,355	29,989	7,366	20,445	25,148	5,297	10,562	8,882	1,680
Officer - Total	1,829	1,540	289	1,894	1,576	318	1,538	1,264	274	1,070	845	225
Lt Col	2	2	-	4	2	2	2	2	-	2	2	-
Maj.	34	23	11	68	42	26	47	31	16	35	23	12
Capt.	362	306	56	402	329	73	321	251	70	225	171	54
1st Lt	1,233	1,042	191	1,210	1,012	198	1,008	827	181	681	543	138
2nd Lt	198	167	31	209	190	19	159	152	7	126	105	21
WO	-	-	-	1	1	-	1	1	-	1	1	-
Enlisted - Total	37,475	30,380	7,095	35,461	28,413	7,048	28,907	23,884	5,023	9,492	8,037	1,455
M Sgt.	177	154	23	172	144	28	154	121	33	50	41	9
T Sgt.	126	88	38	146	82	64	123	69	54	39	24	15
S Sgt.	697	368	329	766	344	422	589	289	300	167	98	69
Sgt.	3,156	2,057	1,099	3,199	1,915	1,284	2,474	1,627	847	812	542	270
Cpl.	11,910	10,059	1,851	11,458	9,427	2,031	9,581	7,907	1,674	3,353	2,662	691
Pfc.	13,604	11,238	2,366	12,955	10,509	2,446	10,644	8,834	1,810	3,341	2,974	367
Pvt.	7,805	6,416	1,389	6,765	5,992	773	5,342	5,037	305	1,730	1,696	34

Grade	1946											
	March			June			September			December		
	Total	Conti- nental US	Over- seas	Total	Conti- nental US	Over- seas	Total	Conti- nental US	Over- seas	Total	Conti- nental US	Over- seas
Total . . .	6,745	5,924	821	5,223	4,601	622	3,082	2,788	294	2,443	2,115	328
Officer - Total	433	373	60	316	268	48	234	202	32	170	141	29
Lt Col	1	1	-	-	-	-	-	-	-	-	-	-
Maj.	14	10	4	9	8	1	9	7	2	9	7	2
Capt.	120	105	15	106	86	20	77	64	13	61	45	16
1st Lt	234	200	34	147	126	21	110	95	15	77	68	9
2nd Lt	64	57	7	54	48	6	38	36	2	23	21	2
WO	-	-	-	-	-	-	-	-	-	-	-	-
Enlisted - Total	6,312	5,551	761	4,907	4,333	574	2,848	2,586	262	2,273	1,974	299
M Sgt.	45	38	7	78	75	3	39	30	9	49	37	12
T Sgt.	38	27	11	49	39	10	39	25	14	42	30	12
S Sgt.	136	73	63	348	293	55	220	183	37	247	204	43
Sgt.	682	456	226	1,612	1,431	181	965	868	97	894	789	105
Cpl.	2,365	2,009	356	1,943	1,707	236	1,088	1,018	70	707	616	91
Pfc.	2,225	2,141	84	745	666	79	420	391	29	287	251	36
Pvt.	821	807	14	132	122	10	77	71	6	47	47	-

Grade	1947											
	March			June			September			December		
	Total	Conti- nental US	Over- seas	Total	Conti- nental US	Over- seas	Total	Conti- nental US	Over- seas	Total	Conti- nental US	Over- seas
Total . . .	2,474	2,070	404	2,293	1,699	594	2,149	1,667	482	2,103	1,635	468
Officer - Total	176	127	49	183	133	50	174	127	47	177	130	47
Lt Col.	1	1	-	-	-	-	-	-	-	-	-	-
Maj.	14	12	2	14	12	2	12	10	2	13	11	2
Capt.	69	46	23	72	48	24	79	56	23	86	63	23
1st Lt.	75	56	19	88	67	21	77	57	20	72	52	20
2nd Lt.	17	12	5	9	6	3	5	3	2	5	3	2
NO.	-	-	-	-	-	-	1	1	-	1	1	-
Enlisted Total	2,298	1,943	355	2,020	1,566	454	1,975	1,540	435	1,926	1,505	421
M Sgt.	56	44	12	56	41	15	56	42	14	56	42	14
T Sgt.	43	32	11	47	32	15	62	47	15	68	52	16
S Sgt.	342	288	54	412	316	96	442	344	98	482	384	98
Sgt.	947	819	128	855	694	161	858	684	174	827	654	173
Cpl.	665	544	121	482	347	135	413	305	108	380	280	100
Pfc.	202	174	28	135	106	29	112	88	24	85	65	20
Pvt.	43	42	1	33	30	3	32	30	2	28	28	-

Table 17.-- ASWAF NURSES IN CONTINENTAL US AND OVERSEAS, BY GRADE: OCT 1944 THROUGH DEC 1947

Grade By Year	Total AAF	Conti- nental	Over- seas	Total AAF	Conti- nental	Over- seas	Total AAF	Conti- nental	Over- seas	Total AAF	Conti- nental	Over- seas
	January			February			March			April		
	a/	a/	a/	a/	a/	a/	a/	a/	a/	a/	a/	a/
1944-Total a/												
1945-Total a/	4,002	3,257	745	3,195	3,195	b/	3,846	3,119	727	3,808	3,052	756
1946-Total a/	2,009	1,795	214	1,522	1,331	191	1,371	1,166	205	1,004	1,004	a/
1947-Total	693	585	108	703	594	109	701	596	105	652	564	88
Colonel	-	-	-	-	-	-	-	-	-	-	-	-
Lieutenant Colonel	2	2	-	2	2	-	2	2	-	1	1	-
Major	10	10	-	10	10	-	12	12	-	10	10	-
Captain	65	60	5	64	60	4	70	61	9	63	57	6
First Lieutenant .	538	458	80	549	456	93	547	472	75	534	458	76
Second Lieutenant.	78	55	23	78	66	12	70	49	21	44	38	6
Warrant Officer. .	-	-	-	-	-	-	-	-	-	-	-	-
	May			June			July			August		
1944-Total a/	a/	a/	a/	a/	a/	a/	a/	a/	a/	a/	a/	a/
1945-Total a/	3,935	3,146	789	4,131	3,387	744	4,173	3,423	750	4,462	3,705	757
1946-Total a/	1,178	1,001	177	980	823	157	772	686	86	861	782	79
1947-Total	609	520	89	583	501	82	550	472	78	580	497	83
Colonel	-	-	-	-	-	-	-	-	-	-	-	-
Lieutenant Colonel	2	2	-	2	2	-	2	2	-	2	2	-
Major	12	12	-	13	13	-	12	12	-	13	13	-
Captain	66	58	8	66	61	5	67	62	5	63	58	5
First Lieutenant .	508	430	78	484	409	75	456	388	68	493	417	76
Second Lieutenant.	21	18	3	18	16	2	13	8	5	9	7	2
Warrant Officer. .	-	-	-	-	-	-	-	-	-	-	-	-
	September			October			November			December		
1944-Total a/	a/	a/	a/	4,407	3,809	598	4,022	3,400	622	4,164	3,422	742
1945-Total a/	3,993	3,300	693	2,894	2,453	441	2,683	2,358	325	2,518	2,275	243
1946-Total a/	838	757	81	810	708	102	753	659	94	693	589	104
1947-Total	574	487	87	570	481	89	568	481	87	569	482	87
Colonel	-	-	-	-	-	-	-	-	-	-	-	-
Lieutenant Colonel	2	2	-	1	1	-	1	1	-	1	1	-
Major	11	11	-	11	11	-	11	11	-	10	10	-
Captain	65	59	6	69	61	8	71	65	6	73	67	6
First Lieutenant .	493	412	81	487	406	81	483	402	81	483	402	81
Second Lieutenant.	3	3	-	2	2	-	2	2	-	2	2	-
Warrant Officer. .	-	-	-	-	-	-	-	-	-	-	-	-

a/ Breakdown by grades not available.

b/ Reports incomplete.

c/ Not available.

Sources: Air Surgeon, USAF-1944,1945,1946 (through July)
Strength Accounting Br., Statistical Services, Comptroller, Hq USAF

Table 18.— ASWAF FEMALE MEDICAL SPECIALISTS IN CONTINENTAL US, BY GRADE: JAN THROUGH DEC 1947

End of Month	Total			Colonel			Lieutenant Colonel			Major		
	Total	Hospital Dietiti- tians	Physi- cal Therapy Aides	Total	Hospital Dietiti- tians	Physi- cal Therapy Aides	Total	Hospital Dietiti- tians	Physi- cal Therapy Aides	Total	Hospital Dietiti- tians	Physi- cal Therapy Aides
1947												
Jan	49	28	21	-	-	-	-	-	-	-	-	-
Feb	46	26	20	-	-	-	-	-	-	-	-	-
Mar	45	25	20	-	-	-	-	-	-	-	-	-
Apr	41	22	19	-	-	-	-	-	-	-	-	-
May	39	21	18	-	-	-	-	-	-	-	-	-
Jun	38	20	18	-	-	-	-	-	-	-	-	-
Jul	35	17	18	-	-	-	-	-	-	-	-	-
Aug	31	13	18	-	-	-	-	-	-	-	-	-
Sep	32	14	18	-	-	-	-	-	-	-	-	-
Oct	30	13	17	-	-	-	-	-	-	-	-	-
Nov	27	12	15	-	-	-	-	-	-	-	-	-
Dec	31	14	17	-	-	-	-	-	-	-	-	-

End of Month	Captain			First Lieutenant			Second Lieutenant			Warrant Officers		
	Total	Hospital Dietiti- tians	Physi- cal Therapy Aides	Total	Hospital Dietiti- tians	Physi- cal Therapy Aides	Total	Hospital Dietiti- tians	Physi- cal Therapy Aides	Total	Hospital Dietiti- tians	Physi- cal Therapy Aides
1947												
Jan	5	1	4	32	19	13	12	8	4	-	-	-
Feb	4	1	3	32	19	13	10	6	4	-	-	-
Mar	4	1	3	31	18	13	10	6	4	-	-	-
Apr	5	1	4	28	16	12	8	5	3	-	-	-
May	5	1	4	27	15	12	7	5	2	-	-	-
Jun	5	1	4	29	17	12	4	2	2	-	-	-
Jul	6	2	4	26	14	12	3	1	2	-	-	-
Aug	5	1	4	23	11	12	3	1	2	-	-	-
Sep	a/6	b/	b/	a/25	b/	b/	a/1	b/	b/	-	-	-
Oct	a/4	b/	b/	a/25	b/	b/	a/1	b/	b/	-	-	-
Nov	a/4	b/	b/	a/22	b/	b/	a/1	b/	b/	-	-	-
Dec	a/5	b/	b/	a/26	b/	b/	a/-	-	-	-	-	-

a/ Estimated.
b/ Not available.

Table 19.-- MILITARY PERSONNEL BY SPECIALTY GROUP: JUN 1944 THROUGH DEC 1947

(Based on Primary Military Occupational Specialty)

End of Month	Officers					
	Total	Pilot a/	Bombardier	Navigator	Other Air Crew	Adminis- trative
1944 Jun	333,401	130,907	18,478	23,964	193	24,892
Sep	357,924	144,607	22,320	29,088	188	28,877
Dec	375,973	152,757	26,788	33,871	183	29,151
1945 Mar	385,916	157,542	28,455	36,188	4,018	29,220
Jun	381,454	153,716	27,755	32,442	8,816	28,286
Sep	310,443	112,414	19,712	24,909	12,231	22,903
Dec	164,004	57,822	6,036	9,048	6,669	15,511
1946 Jan	141,643	(704) 51,574	4,580	6,017	5,426	12,539
Feb	115,243	(698) 46,973	4,263	5,200	4,065	10,094
Mar	102,286	(686) 43,055	3,919	4,900	3,768	8,854
Apr	95,906	(670) 41,230	4,089	5,076	3,249	7,790
May	88,746	(632) 40,037	3,884	4,828	3,145	7,077
Jun	81,733	(608) 37,338	3,475	4,360	2,699	6,742
Jul	72,983	(311) 32,378	2,937	3,781	2,333	6,234
Aug	68,452	(199) 30,305	2,675	3,406	2,085	6,256
Sep	65,991	(126) 27,964	2,239	3,024	1,973	7,065
Oct	61,252	(102) 23,829	1,942	2,580	1,746	7,314
Nov	50,722	(78) 16,756	1,307	2,247	1,355	6,734
Dec	49,529	(69) 15,551	1,154	1,967	1,358	6,777
1947 Jan	48,021	(62) 13,802	1,032	1,945	1,071	7,073
Feb	46,999	(59) 12,892	935	1,817	990	7,017
Mar	46,507	(52) 12,353	861	1,743	928	7,233
Apr	44,513	(44) 11,414	738	1,550	900	7,120
May	43,076	(34) 10,796	704	1,475	861	6,902
Jun	42,745	(29) 10,227	554	1,372	865	6,997
Jul	43,511	(25) 10,027	642	1,364	843	7,054
Aug	43,733	(23) 10,436	584	1,392	853	7,084
Sep	44,352	(22) 10,608	642	1,485	841	7,347
Oct	45,861	(12) 10,758	666	1,460	841	7,337
Nov	46,760	(18) 10,833	647	1,520	827	7,342
Dec	47,021	(17) 11,528	687	1,604	786	7,289

End of Month	Officers (Continued)						
	Armament and Ordnance	Communi- cations b/	Engine- ing c/	Medical	Operations	Supply	Other
1944 Jun	6,522	13,325	16,759	19,940	11,031	13,987	53,403
Sep	7,663	14,927	18,558	18,143	11,039	16,444	46,070
Dec	7,563	16,016	19,461	16,722	11,921	16,839	44,701
1945 Mar	7,515	15,069	18,603	16,444	13,086	17,094	42,682
Jun	7,031	14,551	18,269	16,368	12,927	16,939	44,354
Sep	5,572	12,122	15,520	14,320	10,666	13,819	46,255
Dec	3,003	7,400	9,964	8,276	5,434	8,950	25,891
1946 Jan	2,649	6,344	8,648	7,566	4,632	7,536	24,132
Feb	2,051	4,687	6,686	6,674	3,898	5,443	15,209
Mar	1,564	3,891	5,778	4,272	2,725	4,861	14,699
Apr	1,382	3,576	5,386	4,484	2,586	4,051	13,007
May	1,308	3,225	5,095	3,996	2,506	3,598	10,027
Jun	1,276	2,819	4,724	3,550	2,361	3,339	9,050
Jul	1,099	2,464	4,304	3,036	2,294	2,871	9,252
Aug	1,075	2,291	4,160	3,029	2,242	2,902	8,026
Sep	1,044	2,293	4,241	2,926	2,400	3,205	7,617
Oct	1,040	2,172	4,182	3,077	2,490	3,262	7,618
Nov	982	2,095	3,733	2,928	2,387	2,913	7,285
Dec	984	2,153	3,880	2,877	2,331	2,936	7,561
1947 Jan	943	2,169	4,084	2,912	2,423	3,066	7,501
Feb	945	2,187	4,106	2,919	2,434	3,064	7,693
Mar	954	2,174	4,118	2,850	2,468	3,098	7,727
Apr	867	2,169	4,079	2,712	2,461	3,025	7,478
May	844	2,101	4,039	2,505	2,409	2,964	7,476
Jun	809	2,071	4,025	2,394	2,345	2,965	8,121
Jul	829	2,139	4,018	2,427	2,277	2,991	8,735
Aug	834	2,191	3,990	2,469	2,397	3,022	8,481
Sep	848	2,236	4,049	2,495	2,501	3,057	8,243
Oct	854	2,257	4,046	2,627	2,569	3,113	9,333
Nov	839	2,285	4,080	2,701	2,685	3,140	9,861
Dec	848	2,281	4,113	2,571	2,627	3,103	9,584

a/ Includes all types of pilots. Glider Pilots, shown in parentheses, are included in the open figures.
 b/ Includes Radar Observers.
 c/ Includes Flight Engineers.

Table 19.-- MILITARY PERSONNEL BY SPECIALTY GROUP: JUN 1944 THROUGH DEC 1947 -- Continued

(Based on Primary Military Occupational Specialty)

End of Month		Enlisted Personnel					
		Total	Airplane Maintenance	Aerial Gunner	Other Air Crew	Armament	Communications
1944 Jun		2,038,891	332,978	127,105	19,166	93,775	150,576
Sep		2,033,357	355,719	145,308	35,962	102,375	148,339
Dec		1,983,483	358,478	165,390	40,118	99,637	151,391
1945 Mar		1,939,926	359,865	165,942	46,473	96,464	154,495
Jun		1,900,805	321,018	159,778	46,696	94,242	148,164
Sep		1,682,517	269,607	125,062	39,790	71,081	123,625
Dec		724,765	114,560	42,053	17,626	26,011	45,203
1946 Jan		592,143	91,982	33,564	12,964	18,094	32,254
Feb		449,362	48,999	19,224	9,339	11,853	20,685
Mar		398,186	37,646	18,327	7,634	8,611	15,631
Apr		389,245	36,358	15,029	7,279	7,794	14,502
May		383,817	34,988	11,512	7,058	7,113	13,600
Jun		373,782	34,238	8,290	6,875	6,907	13,450
Jul		377,643	34,510	7,589	7,327	7,073	14,657
Aug		373,400	34,229	7,141	7,490	7,394	15,097
Sep		353,679	33,478	6,497	7,361	7,265	14,847
Oct		345,550	32,171	5,639	7,231	8,360	14,806
Nov		323,238	30,679	5,521	7,226	7,606	14,683
Dec		291,892	27,917	4,637	6,975	7,405	13,868
1947 Jan		279,383	27,965	4,266	7,002	6,963	14,318
Feb		276,705	29,126	3,843	7,135	7,084	14,979
Mar		268,062	30,075	3,731	6,895	6,958	14,990
Apr		263,315	32,526	3,491	7,163	6,887	15,631
May		260,538	33,418	3,464	7,360	7,095	15,782
Jun		263,082	33,580	3,430	7,631	7,076	15,999
Jul		266,821	35,726	3,451	7,754	7,127	16,440
Aug		270,818	36,895	3,445	7,997	6,983	16,774
Sep		274,392	37,623	3,419	8,163	7,096	17,060
Oct		283,662	39,124	3,378	8,233	7,076	17,496
Nov		288,911	40,170	3,389	8,388	9,265	17,912
Dec		292,225	40,993	3,365	8,616	7,129	18,254

End of Month		Enlisted Personnel (Continued)							
		Radar	Medical	Supply	Utility and Construction	Automatic	Administrative	Other Specialists	Non-Specialists
1944 Jun		30,453	46,800	79,416	52,346	182,360	224,766	429,381	269,769
Sep		34,580	50,993	84,245	58,602	184,946	244,185	193,420	394,683
Dec		36,938	39,288	86,892	57,688	185,964	250,214	178,361	333,124
1945 Mar		39,513	37,526	88,668	60,116	184,693	245,929	169,152	291,090
Jun		42,636	45,440	95,752	71,789	212,812	238,152	172,279	252,047
Sep		37,196	38,550	77,280	62,515	177,592	193,070	223,223	243,926
Dec		17,857	19,534	26,938	22,356	62,437	79,743	95,308	155,139
1946 Jan		13,697	13,423	21,014	16,393	47,996	64,772	73,531	152,459
Feb		7,528	8,080	15,810	11,449	35,724	48,912	56,147	155,612
Mar		4,816	6,243	11,354	7,664	28,019	36,948	53,544	161,749
Apr		3,780	6,255	11,951	8,102	29,602	37,249	49,816	161,528
May		2,140	6,711	13,072	9,132	31,221	38,958	45,386	162,936
Jun		1,570	7,812	13,972	8,976	32,365	40,419	48,078	150,830
Jul		1,681	8,436	14,996	10,633	35,261	42,881	49,499	143,100
Aug		1,770	8,287	16,032	11,073	35,944	45,713	50,058	133,172
Sep		1,578	8,343	14,988	10,571	34,975	44,463	41,576	127,737
Oct		1,630	8,046	14,723	10,479	34,034	43,971	38,189	126,271
Nov		1,664	7,206	14,760	10,351	33,541	41,588	35,919	112,494
Dec		1,673	6,619	13,834	9,193	29,502	38,239	32,644	99,386
1947 Jan		1,845	6,464	13,993	9,256	27,721	38,713	31,048	89,829
Feb		2,201	6,569	14,253	9,576	27,349	39,307	31,214	84,069
Mar		2,497	6,485	14,232	9,846	27,259	38,351	32,172	74,571
Apr		3,060	6,464	14,768	10,365	28,119	39,477	30,780	64,584
May		3,664	6,670	15,165	10,650	28,610	39,302	31,218	58,140
Jun		4,151	6,666	15,700	11,074	28,786	39,572	28,764	60,653
Jul		4,543	7,058	15,852	10,690	29,337	40,153	28,664	60,026
Aug		4,611	7,103	16,211	11,057	29,242	40,359	30,003	60,138
Sep		4,911	6,804	16,479	11,466	29,764	40,777	30,650	60,180
Oct		5,216	7,045	17,002	12,033	30,919	41,696	34,830	59,614
Nov		5,302	7,450	17,460	12,514	31,467	42,672	35,034	57,888
Dec		5,409	7,661	17,802	12,839	31,963	43,460	35,864	58,870

Table 20.-- MILITARY PERSONNEL IN CONTINENTAL US, BY SPECIALTY GROUP: JUN 1944 THROUGH DEC 1947

(Based on Primary Military Occupational Specialty)

End of Month	Officers												
	Total	Pilot ^{a/}	Bom- bar- dier	Nav- igator	Other Air Crew	Admin- istra- tive	Arma- ment and Ord.	Com- muni- ca- tions ^{b/}	Eng- neer- ing ^{c/}	Medi- cal	Opera- tions	Supply	Other
1944													
Jun	205,156	86,335	11,166	11,610	67	15,151	2,382	7,130	8,711	14,745	4,556	8,380	34,923
Sep	220,526	94,819	15,106	15,703	72	17,914	3,117	8,737	10,045	13,112	4,449	9,426	28,026
Dec	222,428	94,804	18,730	19,991	68	16,979	2,961	7,390	10,405	11,591	4,819	9,441	25,249
1945													
Mar	220,424	93,157	20,134	20,436	2,554	16,470	2,891	5,996	9,503	11,282	5,463	9,494	23,044
Jun	239,561	101,649	22,511	22,505	6,096	16,073	2,931	5,761	9,341	11,554	6,059	9,709	25,372
Sep	199,207	76,675	16,474	17,434	9,830	13,482	2,686	5,411	8,220	10,656	5,641	8,326	24,422
Dec	110,609	41,743	4,486	6,048	5,169	10,050	1,732	4,063	6,702	6,468	2,665	6,115	15,368
1946													
Jan	95,203	(564) 37,503	3,238	3,331	4,069	8,207	1,544	3,442	5,811	5,911	2,252	5,070	14,825
Feb	76,880	(563) 35,310	3,177	2,978	2,875	6,750	1,138	2,283	4,336	5,383	1,930	3,406	7,314
Mar	69,756	(561) 32,049	2,884	2,773	2,616	6,130	1,035	2,074	3,938	3,258	1,755	3,457	7,787
Apr	65,439	(552) 30,687	3,247	3,184	2,476	5,400	900	1,800	3,565	3,455	1,713	2,864	6,148
May	61,246	(545) 29,229	3,056	3,016	1,331	4,941	836	1,676	3,335	3,064	1,663	2,534	6,565
Jun	58,907	(553) 28,357	2,847	2,872	2,020	4,859	900	1,717	3,235	2,705	1,662	2,450	5,283
Jul	51,413	(268) 23,601	2,404	2,485	1,750	4,251	778	1,566	2,992	2,256	1,592	2,055	5,583
Aug	49,907	(170) 21,591	2,134	2,718	1,571	4,641	760	1,544	3,074	2,365	1,674	2,164	5,271
Sep	46,861	(100) 18,858	1,616	2,176	1,311	5,421	717	1,437	3,195	2,309	1,775	2,443	5,603
Oct	42,320	(88) 15,918	1,365	1,804	1,113	5,312	678	1,300	2,965	2,357	1,721	2,320	5,467
Nov	32,111	(67) 9,865	838	1,344	798	4,454	594	1,212	2,415	2,274	1,554	1,832	4,931
Dec	31,497	(61) 8,972	719	1,230	820	4,604	607	1,216	2,597	2,209	1,524	1,895	5,104
1947													
Jan	31,227	(60) 8,086	679	1,250	704	4,870	603	1,268	2,792	2,254	1,628	1,975	5,118
Feb	31,055	(57) 7,892	653	1,160	679	4,836	619	1,345	2,849	2,268	1,681	1,969	5,104
Mar	31,111	(50) 7,709	626	1,152	638	4,940	633	1,365	2,873	2,250	1,695	1,996	5,234
Apr	30,504	(44) 7,470	564	1,079	683	4,926	579	1,351	2,861	2,160	1,746	1,979	5,106
May	29,868	(34) 7,297	545	1,062	648	4,771	559	1,305	2,821	2,013	1,722	1,916	5,209
Jun	29,640	(29) 6,986	424	970	635	4,869	520	1,272	2,736	1,895	1,675	1,903	5,755
Jul	30,600	(25) 6,899	529	978	630	4,926	560	1,328	2,710	1,956	1,738	1,541	6,405
Aug	31,161	(23) 7,412	490	984	638	5,044	543	1,385	2,739	2,021	1,722	1,979	6,204
Sep	31,519	(21) 7,551	548	1,065	631	5,211	540	1,420	2,771	1,995	1,832	2,016	5,939
Oct	33,184	(11) 7,835	575	1,056	631	5,231	549	1,430	2,802	2,119	1,903	2,062	6,991
Nov	34,221	(17) 7,501	563	1,057	616	5,280	540	1,478	2,866	2,159	2,043	2,104	7,614
Dec	34,602	(16) 8,498	612	1,110	585	5,204	555	1,497	2,921	2,054	1,989	2,116	7,361
End of Month	Enlisted Personnel												
	Total	Airplane Main- tenance	Aerial Gunner	Other Air Crew	Arma- ment	Communi- cations	Rader	Medical					
1944													
Jun	1,129,802	169,414	69,491	12,796	34,815	67,429	12,166	29,826					
Sep	1,092,617	190,383	88,220	22,319	42,053	76,783	15,260	32,484					
Dec	972,892	179,064	102,966	22,071	37,576	58,610	14,931	23,219					
1945													
Mar	888,281	173,968	96,467	23,348	34,050	54,119	14,713	20,905					
Jun	913,812	169,640	120,163	22,893	37,652	51,371	18,043	25,698					
Sep	895,810	161,571	102,171	20,076	34,239	49,224	19,238	24,069					
Dec	392,625	68,581	32,145	8,851	13,503	20,848	10,175	11,331					
1946													
Jan	361,364	60,097	26,574	7,130	10,394	15,152	8,359	9,421					
Feb	280,100	25,399	13,467	5,097	5,938	8,235	3,613	5,126					
Mar	258,323	23,426	12,390	4,703	5,499	7,616	3,335	4,734					
Apr	244,677	21,717	9,666	4,255	5,137	6,768	2,592	4,571					
May	239,041	19,773	6,570	3,948	4,296	6,096	1,036	4,908					
Jun	238,057	19,499	4,190	3,925	3,993	6,911	786	5,849					
Jul	241,082	19,444	3,646	4,217	4,191	7,324	860	6,296					
Aug	241,588	20,798	3,546	5,276	4,647	7,636	877	6,382					
Sep	227,387	21,012	3,336	5,267	4,773	6,915	741	6,531					
Oct	229,574	21,868	3,260	5,223	5,961	7,281	879	6,365					
Nov	215,083	21,593	3,312	5,216	5,032	7,266	940	5,612					
Dec	196,551	20,770	3,136	5,043	5,020	7,277	1,038	5,166					

a/ Includes all types of pilots. Glider Pilots, shown in parentheses, are included in the open figure.

b/ Includes Rader Observers.

c/ Includes Flight Engineers.

Table 20.-- MILITARY PERSONNEL IN CONTINENTAL US BY SPECIALTY GROUP: JUN 1944 THROUGH DEC 1947 -- Continued

(Based on Primary Military Occupational Specialty)

End of Month	Enlisted Personnel (Continued)							
	Total	Airplane Maintenance	Aerial Gunner	Other Air Crew	Armament	Communications	Radar	Medical
1947								
Jan.	189,683	21,283	3,039	5,029	4,692	7,398	1,158	5,051
Feb.	187,321	21,696	2,793	5,048	4,686	8,003	1,501	5,224
Mar.	180,441	22,348	2,792	4,678	4,607	8,173	1,756	5,130
Apr.	176,091	24,396	2,563	4,886	4,545	8,216	2,229	5,041
May.	173,941	25,366	2,477	4,973	4,624	8,193	2,661	5,173
Jun.	176,586	24,594	2,466	5,132	4,558	8,367	3,025	5,140
Jul.	180,446	26,185	2,481	5,228	4,491	8,446	3,172	5,407
Aug.	184,974	26,880	2,416	5,327	4,310	8,713	3,141	5,468
Sep.	189,028	27,471	2,460	5,385	4,339	8,843	3,223	5,131
Oct.	197,670	28,632	2,443	5,478	4,253	8,931	3,332	5,387
Nov.	202,339	29,736	2,494	5,595	6,430	9,272	3,344	5,781
Dec.	204,006	30,443	2,525	5,703	4,316	9,451	3,330	5,948
End of Month	Enlisted Personnel (Continued)							
	Supply	Utility and Construction	Automotive	Administrative	Other Specialists	Non-Specialists		
1944								
Jun.	36,330	13,516	59,728	119,776	341,917	162,598		
Sep.	38,233	13,610	58,403	127,216	99,436	288,217		
Dec.	35,081	13,019	53,954	118,889	86,117	227,395		
1945								
Mar.	33,297	13,481	50,155	110,486	75,702	187,590		
Jun.	35,892	18,291	59,116	107,288	83,627	164,138		
Sep.	32,764	18,184	63,951	94,919	100,302	175,102		
Dec.	10,205	7,363	21,687	41,007	32,501	114,428		
1946								
Jan.	9,388	5,975	19,950	37,726	30,159	121,039		
Feb.	7,283	3,809	14,957	26,329	26,736	134,111		
Mar.	6,719	3,526	13,812	24,294	24,557	123,712		
Apr.	6,908	3,762	14,085	23,627	22,173	119,416		
May.	7,102	3,891	15,002	23,922	26,479	116,018		
Jun.	7,277	3,504	15,038	23,707	27,736	115,642		
Jul.	7,650	4,219	16,055	24,365	31,491	111,324		
Aug.	8,863	5,038	18,178	27,606	28,226	104,515		
Sep.	8,708	4,951	18,180	26,775	24,552	95,646		
Oct.	8,942	5,118	19,439	27,774	23,388	94,076		
Nov.	8,826	4,801	19,149	26,129	22,399	84,808		
Dec.	8,475	4,330	16,689	24,548	21,151	73,908		
1947								
Jan.	8,503	4,393	15,441	25,171	20,511	68,014		
Feb.	8,718	4,741	15,444	26,034	20,903	62,530		
Mar.	8,634	4,987	15,584	25,043	21,146	55,563		
Apr.	8,745	5,267	15,988	25,578	20,892	47,745		
May.	9,012	5,567	16,368	25,234	20,828	43,465		
Jun.	9,222	5,928	16,611	25,385	18,520	47,638		
Jul.	9,283	5,638	17,059	26,142	18,575	48,339		
Aug.	9,643	6,075	17,285	26,226	19,783	49,707		
Sep.	9,783	6,413	18,101	26,751	20,453	50,675		
Oct.	10,258	6,943	19,030	27,598	24,848	50,537		
Nov.	10,614	7,354	19,588	28,612	24,931	48,588		
Dec.	10,945	7,473	19,633	29,355	25,577	49,307		

Table 21.-- MILITARY PERSONNEL OVERSEAS, BY SPECIALTY GROUP: JUN 1944 THROUGH DEC 1947

Note.--Primary military occupational specialty only. The data below do not equal the sum of those for individual theaters or areas published elsewhere in this volume. Personnel in such areas as Iceland, Bermuda, South America, etc. are included below but not in any individual theater.

End of Month	Officers												
	Total	Pilot a/	Bombardier	Navigator	Other Air Crew	Administrative	Armament and Ord.	Communications b/	Engineering c/	Medical	Operations	Supply	Other
1944													
Jun	128,245	44,572	7,312	12,354	126	9,741	4,140	6,195	8,048	5,195	6,475	5,607	18,480
Sep	137,398	49,788	7,214	13,385	116	10,963	4,546	6,190	8,513	5,031	6,590	7,018	18,044
Dec	153,545	57,953	8,058	13,880	115	12,172	4,602	8,626	9,056	5,131	7,102	7,398	19,452
1945													
Mar	165,492	64,385	8,321	15,752	1,464	12,750	4,624	9,073	9,100	5,162	7,623	7,600	19,638
Jun	141,893	52,067	5,244	9,937	2,720	12,213	4,100	8,790	8,928	4,814	6,868	7,230	18,982
Sep	111,236	35,739	3,288	7,475	2,401	9,421	2,886	6,711	7,300	3,664	5,025	5,493	21,833
Dec	53,395	16,079	1,550	3,000	1,500	5,461	1,271	3,337	3,262	1,808	2,769	2,835	10,523
1946													
Jan	46,440	(140) 14,071	1,342	2,686	1,357	4,332	1,105	2,902	2,837	1,655	2,380	2,466	9,307
Feb	38,363	(135) 11,663	1,085	2,222	1,190	3,344	913	2,404	2,350	1,291	1,968	2,037	7,896
Mar	32,530	(125) 11,006	1,035	2,127	1,152	2,724	529	1,817	1,840	1,014	970	1,404	6,912
Apr	30,467	(118) 10,543	842	1,892	773	2,390	482	1,776	1,821	1,029	873	1,187	6,859
May	27,500	(87) 10,808	828	1,812	814	2,156	472	1,549	1,760	932	843	1,064	4,462
Jun	22,826	(55) 8,981	628	1,488	679	1,883	376	1,102	1,489	845	699	889	3,767
Jul	21,570	(43) 8,777	533	1,296	583	1,883	321	898	1,312	780	702	816	3,669
Aug	18,545	(29) 8,314	541	688	511	1,615	315	747	1,086	664	568	738	2,758
Sep	19,130	(26) 9,106	623	848	662	1,644	327	856	1,046	617	625	762	2,014
Oct	18,932	(14) 7,911	577	776	633	2,002	362	872	1,217	720	769	942	2,151
Nov	18,611	(11) 6,891	469	903	557	2,280	388	883	1,318	654	833	1,081	2,354
Dec	18,032	(8) 6,579	435	737	538	2,173	377	937	1,283	668	807	1,041	2,457
1947													
Jan	16,794	(2) 5,716	353	695	367	2,203	340	901	1,292	658	795	1,091	2,383
Feb	15,944	(2) 5,000	282	657	311	2,181	326	842	1,257	651	753	1,095	2,589
Mar	15,396	(2) 4,644	235	591	290	2,293	321	809	1,245	600	773	1,102	2,493
Apr	14,009	- 3,944	174	471	217	2,194	288	818	1,218	552	715	1,046	2,372
May	13,208	- 3,499	159	413	213	2,131	285	796	1,218	492	687	1,048	2,267
Jun	13,105	- 3,241	130	402	230	2,128	289	799	1,289	499	690	1,062	2,346
Jul	12,911	- 3,128	113	386	213	2,128	295	811	1,308	460	689	1,050	2,330
Aug	12,572	- 3,024	94	408	215	2,040	291	806	1,251	448	675	1,043	2,277
Sep	12,833	(1) 3,057	94	420	210	2,136	308	816	1,278	500	669	1,041	2,304
Oct	12,677	(1) 2,923	91	404	210	2,106	305	827	1,244	508	666	1,051	2,342
Nov	12,539	(1) 2,932	84	463	211	2,062	299	807	1,214	542	642	1,036	2,247
Dec	12,419	(1) 2,930	75	494	201	1,985	293	784	1,192	517	638	987	2,223
End of Month	Enlisted Personnel												
	Total	Airplane Maintenance	Aerial Gunner	Other Air Crew	Armament	Communications	Radar	Medical					
1944													
Jun.	909,089	163,564	57,614	6,370	58,960	83,147	18,287	16,974					
Sep.	940,740	165,336	57,088	13,643	60,322	71,556	19,320	18,509					
Dec.	1,010,591	179,414	62,424	18,047	62,061	92,781	22,007	16,069					
1945													
Mar.	1,051,645	185,897	69,475	23,125	62,414	100,376	24,800	16,621					
Jun.	986,993	151,378	39,615	23,803	56,590	96,793	24,593	19,742					
Sep.	786,707	108,036	22,891	19,714	36,842	74,401	17,959	14,481					
Dec.	332,140	45,979	9,908	8,775	12,508	24,355	7,682	8,203					
1946													
Jan.	230,779	31,885	6,990	5,834	7,700	17,102	5,338	4,002					
Feb.	169,262	23,600	5,757	4,242	5,915	12,450	3,915	2,954					
Mar.	139,863	14,220	5,937	2,931	3,112	8,015	1,481	1,509					
Apr.	144,568	14,641	5,363	3,024	2,657	7,734	1,188	1,684					
May.	144,776	15,215	4,942	3,110	2,817	7,504	1,104	1,803					
Jun.	135,725	14,739	4,100	2,950	2,914	6,539	784	1,963					
Jul.	136,561	15,066	3,943	3,110	2,882	7,333	821	2,140					
Aug.	131,812	13,431	3,595	2,214	2,747	7,461	893	1,905					
Sep.	126,292	12,466	3,161	2,094	2,492	7,932	837	1,812					
Oct.	115,976	10,303	2,379	2,008	2,399	7,525	751	1,681					
Nov.	108,155	9,086	2,209	2,010	2,574	7,417	724	1,594					
Dec.	95,341	7,147	1,501	1,932	2,385	6,591	635	1,453					

a/ Includes all types of pilots. Glider Pilots, shown in parentheses, are included in the open figure.

b/ Includes Radar Observers.

c/ Includes Flight Engineers.

Table 21.-- MILITARY PERSONNEL OVERSEAS, BY SPECIALTY GROUP: JUN 1944 THROUGH DEC 1947 -- Continued

End of Month	Enlisted Personnel (Continued)							
	Total	Airplane Maintenance	Aerial Gunner	Other Air Crew	Armament	Communi- cations	Radar	Medical
1947								
Jan.	89,700	6,682	1,227	1,973	2,271	6,920	687	1,413
Feb.	89,384	7,430	1,050	2,087	2,398	6,976	700	1,345
Mar.	87,621	7,727	939	2,217	2,351	6,817	741	1,355
Apr.	87,224	8,130	928	2,277	2,342	7,415	831	1,423
May.	86,597	8,052	987	2,387	2,471	7,589	1,003	1,497
Jun.	86,496	8,986	964	2,499	2,518	7,632	1,126	1,526
Jul.	86,375	9,541	970	2,526	2,636	7,994	1,371	1,651
Aug.	85,844	10,015	1,029	2,670	2,673	8,061	1,470	1,635
Sep.	85,364	10,152	959	2,778	2,757	8,217	1,688	1,673
Oct.	85,592	10,492	935	2,755	2,823	8,565	1,884	1,658
Nov.	86,572	10,434	895	2,793	2,835	8,640	1,958	1,669
Dec.	88,219	10,550	840	2,913	2,813	8,803	2,079	1,713
End of Month	Enlisted Personnel (Continued)							
	Supply	Utility and Construction	Automotive	Adminis- trative	Other Specialists	Non- Specialists		
1944								
Jun.	43,086	38,830	122,632	104,990	87,464	107,171		
Sep.	46,012	44,992	126,543	116,969	93,984	106,466		
Dec.	51,811	44,669	132,010	131,325	92,244	105,729		
1945								
Mar.	55,371	46,635	134,538	135,443	93,450	103,500		
Jun.	59,860	53,498	153,696	130,864	88,652	87,909		
Sep.	44,516	44,331	113,641	98,151	125,337	66,407		
Dec.	16,733	14,993	40,750	38,736	62,801	40,717		
1946								
Jan.	11,626	10,417	28,046	27,046	43,373	31,420		
Feb.	8,527	7,640	20,767	22,583	29,411	21,501		
Mar.	4,635	4,138	14,207	12,654	28,987	38,037		
Apr.	5,043	4,340	15,517	13,622	27,643	42,112		
May.	5,970	5,241	16,209	15,036	23,113	42,712		
Jun.	6,695	5,472	17,327	16,712	20,342	35,188		
Jul.	7,346	6,414	19,206	18,516	18,008	31,776		
Aug.	7,169	6,035	17,766	18,107	21,832	28,657		
Sep.	6,280	5,620	16,795	17,688	17,024	32,091		
Oct.	5,781	5,361	14,595	16,197	14,801	32,195		
Nov.	5,934	5,550	14,392	15,459	13,520	27,686		
Dec.	5,359	4,863	12,813	13,691	11,493	25,478		
1947								
Jan.	5,490	4,863	12,280	13,542	10,537	21,815		
Feb.	5,535	4,835	11,905	13,273	10,311	21,539		
Mar.	5,598	4,859	11,675	13,308	11,026	19,008		
Apr.	6,023	5,098	12,131	13,899	9,888	16,839		
May.	6,153	5,083	12,242	14,068	10,390	14,675		
Jun.	6,478	5,146	12,375	14,187	10,044	13,015		
Jul.	6,569	5,052	12,278	14,011	11,687	10,089		
Aug.	6,568	4,982	11,957	14,133	10,220	10,431		
Sep.	6,696	5,053	11,663	14,026	10,197	9,505		
Oct.	6,744	5,090	11,889	14,098	9,982	9,077		
Nov.	6,846	5,160	11,879	14,060	9,300	10,103		
Dec.	6,857	5,366	12,330	14,105	10,287	9,563		

Table 22.-- MILITARY PERSONNEL IN EUROPEAN AREA, BY SPECIALTY GROUP: JAN 1944 THROUGH DEC 1947

(Based on Primary Military Occupational Specialty)

End of Month	Officers												
	Total	Pilot ^{a/}	Bom- bar- dier	Navig- ator	Other Air Crew	Admin- istra- tive	Arma- ment and Ord.	Com- muni- cations ^{b/}	Engi- neer- ing ^{c/}	Medi- cal	Oper- ations	Supply	Other
1944													
Jun	80,468	30,402	6,002	9,566	32	5,718	2,683	3,398	3,872	2,893	3,317	3,112	9,473
Sep	85,097	32,977	5,906	10,252	28	6,130	2,952	3,340	3,911	2,800	3,243	3,792	9,766
Dec	86,509	35,963	6,491	9,711	28	6,303	2,823	3,273	3,863	2,630	3,173	3,882	8,369
1945													
Mar	90,271	37,567	6,182	10,173	489	6,264	2,759	3,215	3,933	2,541	3,118	3,680	10,350
Jun	56,790	21,826	2,821	3,713	695	5,133	2,007	2,598	3,134	1,864	2,304	2,947	7,748
Sep	27,283	7,208	794	1,023	13	2,718	848	1,174	1,712	888	1,002	1,598	8,305
Dec	9,563	3,203	459	599	197	808	228	598	584	295	405	508	1,679
1946													
Jan	9,535	(125) 3,193	458	597	196	806	227	596	583	294	404	506	1,675
Feb	8,730	(118) 2,924	419	546	180	738	208	546	533	269	370	464	1,533
Mar	8,538	(110) 3,745	356	531	116	775	148	301	588	199	156	367	1,256
Apr	8,348	(100) 3,566	316	436	48	672	137	286	577	212	138	336	1,624
May	7,661	(69) 3,444	279	407	132	585	138	260	563	170	167	312	1,204
Jun	6,341	(45) 2,772	200	232	120	564	95	220	429	152	110	244	1,203
Jul	5,727	(31) 2,748	203	196	116	592	90	208	403	146	135	231	659
Aug	6,818	(22) 3,505	279	202	156	637	116	197	449	163	122	276	716
Sep	6,647	(18) 3,500	248	221	180	571	118	249	357	154	129	256	664
Oct	6,251	(5) 2,476	202	127	119	864	152	224	484	209	241	388	765
Nov	6,100	(4) 1,714	126	252	79	1,094	185	227	547	153	265	491	967
Dec	5,399	(3) 1,492	93	79	58	984	155	214	487	171	235	462	969
1947													
Jan	4,865	(1) 1,172	73	76	32	952	135	195	478	160	212	451	929
Feb	4,599	(-) 997	52	57	29	983	133	175	459	149	202	450	913
Mar	4,534	(-) 855	35	47	23	1,028	134	180	459	147	201	492	933
Apr	4,093	(-) 715	21	43	20	941	114	164	413	131	180	442	909
May	3,630	(-) 589	16	32	12	883	110	152	411	109	154	403	759
Jun	3,528	(-) 543	13	33	13	851	107	146	408	116	142	380	776
Jul	3,366	(-) 484	10	28	9	830	106	143	398	87	144	365	782
Aug	2,994	(-) 401	4	30	11	732	92	134	348	82	123	336	701
Sep	2,843	(-) 342	3	32	11	707	91	129	336	83	113	326	670
Oct	2,739	(-) 301	2	31	12	686	88	125	326	85	112	317	654
Nov	2,631	(-) 273	3	26	9	662	85	122	321	84	111	308	627
Dec	2,510	(-) 252	2	23	8	637	87	118	310	79	111	289	594
End of Month	Enlisted Personnel												
	Total	Airplane Mainte- nance	Aerial Gunner	Other Air Crew	Armament	Communi- cations	Radar	Medical					
1944													
Jun	524,725	100,350	45,709	3,889	39,547	47,416	8,009	9,179					
Sep	533,424	99,637	44,580	5,351	40,030	41,442	8,607	9,859					
Dec	528,689	98,795	48,514	6,329	38,831	40,419	9,621	7,654					
1945													
Mar	530,887	96,799	51,446	7,280	37,755	40,351	10,870	7,716					
Jun	410,638	63,352	20,390	5,186	27,897	34,193	8,628	7,835					
Sep	223,811	23,921	4,707	1,841	8,551	12,734	2,668	2,995					
Dec	61,809	8,266	3,342	1,267	2,528	3,572	1,428	1,020					
1946													
Jan	46,997	6,133	3,101	963	1,922	2,309	1,086	775					
Feb	46,368	6,051	3,082	951	1,896	2,255	1,071	765					
Mar	41,571	6,143	2,991	879	1,227	1,885	805	441					
Apr	44,882	6,296	3,450	904	1,259	1,859	737	522					
May	49,654	6,358	2,896	1,008	1,397	1,890	649	566					
Jun	46,213	5,958	2,375	801	1,210	1,469	247	582					
Jul	43,657	5,231	2,410	693	1,174	1,665	264	645					
Aug	44,114	5,706	2,096	730	1,122	1,620	263	666					
Sep	43,604	5,440	1,711	634	1,100	1,661	274	636					
Oct	38,933	4,388	1,100	548	1,095	1,427	261	579					
Nov	35,233	4,008	1,112	540	1,213	1,469	263	559					
Dec	28,042	2,570	559	473	1,030	1,173	190	484					

a/ Includes all types of pilots. Glider Pilots, shown in parentheses, are included in the open figure.

b/ Includes Radar Observers.

c/ Includes Flight Engineers.

Table 22.-- MILITARY PERSONNEL IN EUROPEAN AREA, BY SPECIALTY GROUP: JAN 1944 THROUGH DEC 1947 -- Continued

(Based on Primary Military Occupational Specialty)

End of Month	Enlisted Personnel							
	Total	Airplane Maintenance	Aerial Gunner	Other Air Crew	Armament	Communications	Radar	Medical
1947								
Jan	25,217	2,424	383	442	966	1,132	169	455
Feb	23,733	2,410	274	442	878	1,149	161	459
Mar	23,002	2,399	223	451	794	1,142	162	475
Apr	22,524	2,391	156	465	743	1,152	200	479
May	22,370	2,391	135	487	709	1,141	240	490
Jun	22,301	2,325	120	513	688	1,053	245	476
Jul	21,786	2,236	106	534	687	1,199	272	479
Aug	20,871	2,181	96	499	622	1,126	284	459
Sep	19,577	2,054	83	463	604	1,058	327	443
Oct	19,074	2,055	63	435	572	1,051	315	427
Nov	18,937	1,967	56	450	584	1,041	312	424
Dec	18,543	1,870	52	497	571	1,032	298	419
End of Month	Enlisted Personnel (Continued)							
	Supply	Utility and Construction	Automotive	Administrative	Other Specialists	Non-Specialists		
1944								
Jun	24,772	16,768	69,698	61,876	40,416	57,096		
Sep	26,076	18,240	71,362	67,695	45,031	55,514		
Dec	27,268	17,762	70,857	68,594	43,278	50,767		
1945								
Mar	28,079	18,017	69,271	68,216	44,225	50,862		
Jun	28,644	19,512	68,749	54,287	34,260	37,705		
Sep	14,286	10,604	31,445	24,335	66,974	18,750		
Dec	3,109	2,788	7,578	7,009	5,699	14,203		
1946								
Jan	2,364	2,120	5,762	5,329	4,333	10,800		
Feb	2,332	2,091	5,685	5,258	4,276	10,655		
Mar	1,698	1,340	1,336	3,793	3,951	15,082		
Apr	1,554	1,273	4,822	3,863	3,174	15,169		
May	1,623	1,654	4,871	3,740	6,555	16,447		
Jun	1,954	1,220	5,273	4,513	7,990	12,641		
Jul	2,318	1,464	6,350	5,551	4,145	11,047		
Aug	2,747	1,684	6,757	5,794	4,121	10,808		
Sep	2,425	1,717	7,581	5,747	4,142	10,536		
Oct	2,329	1,638	6,306	5,169	4,603	9,490		
Nov	2,505	1,718	6,137	4,825	3,596	7,288		
Dec	2,022	1,372	5,193	3,702	3,429	5,845		
1947								
Jan	2,070	1,386	4,803	3,682	2,954	4,351		
Feb	2,087	1,310	4,520	3,676	2,722	3,645		
Mar	2,103	1,321	4,310	3,764	2,530	3,328		
Apr	2,168	1,266	4,167	3,866	2,458	3,013		
May	2,198	1,285	4,162	3,947	2,324	2,861		
Jun	2,238	1,260	4,114	3,903	2,679	2,687		
Jul	2,309	1,222	4,030	3,769	2,393	2,550		
Aug	2,315	1,204	3,842	3,864	2,067	2,312		
Sep	2,270	1,135	3,518	3,667	1,878	2,077		
Oct	2,181	1,094	3,497	3,583	1,997	1,804		
Nov	2,270	1,098	3,436	3,546	1,761	1,992		
Dec	2,250	1,124	3,427	3,446	1,661	1,896		

Table 23.-- MILITARY PERSONNEL IN CARIBBEAN AREA, BY SPECIALTY GROUP: JUN 1944 THROUGH DEC 1947

(Based on Primary Military Occupational Specialty)

End of Month	Officers												
	Total	Pilot a/	Bom- bar- dier	Navig- ator	Other Air Crew	Admin- istra- tive	Arma- ment and Ord	Com- muni- ca- tions b/	Engi- neer- ing c/	Medi- cal	Opera- tions	Sup- ply	Other
1944 Jun . . .	1,701	370	43	50	2	247	56	136	75	37	120	105	460
Sep . . .	1,454	355	40	48	-	249	58	123	72	29	110	141	229
Dec . . .	1,412	373	42	51	1	231	52	109	67	23	105	135	223
1945 Mar . . .	1,450	398	42	64	1	245	47	111	77	24	91	154	196
Jun . . .	1,429	398	43	63	1	216	45	126	71	26	83	168	189
Sep . . .	1,316	400	43	61	1	184	42	102	63	25	86	138	171
Dec . . .	942	285	29	59	2	97	22	59	58	29	40	50	212
1946 Jan . . .	778	(-)235	24	49	2	80	19	49	48	24	33	41	174
Feb . . .	746	(1)226	23	47	2	76	18	47	46	23	32	32	174
Mar . . .	713	(-)289	45	42	2	75	10	40	49	3	19	65	74
Apr . . .	708	(-)188	39	31	-	124	9	29	49	6	34	78	121
May . . .	722	(-)157	35	30	-	115	11	15	42	4	39	61	213
Jun . . .	749	(-)318	33	18	8	92	23	21	37	10	38	52	99
Jul . . .	1,072	(-)527	62	41	12	98	25	28	49	18	45	58	109
Aug . . .	1,103	(-)542	60	40	12	100	23	31	50	27	45	63	110
Sep . . .	1,177	(-)527	48	49	17	119	21	33	63	33	57	76	134
Oct . . .	1,209	(-)485	38	47	13	140	22	35	72	44	55	87	171
Nov . . .	1,216	(-)467	33	48	15	146	21	40	73	60	52	87	174
Dec . . .	1,175	(-)417	27	41	12	149	22	30	79	80	48	88	182
1947 Jan . . .	1,178	(-)382	23	37	7	163	21	30	91	92	55	95	182
Feb . . .	1,165	(-)348	18	36	7	171	22	33	91	94	52	93	200
Mar . . .	1,187	(-)336	16	37	16	175	22	46	92	82	56	95	214
Apr . . .	1,135	(-)325	14	40	17	172	20	47	90	74	55	88	193
May . . .	1,068	(-)295	13	36	21	167	23	41	95	48	54	90	185
Jun . . .	1,068	(-)273	9	36	22	167	22	40	96	69	52	95	187
Jul . . .	1,040	(-)266	9	32	21	173	20	41	103	69	48	87	171
Aug . . .	1,028	(-)259	7	29	20	168	19	37	104	66	48	90	181
Sep . . .	1,016	(-)245	7	27	14	170	20	43	106	69	50	86	179
Oct . . .	1,023	(-)235	7	29	20	176	18	36	107	70	49	89	187
Nov . . .	1,083	(-)285	9	9	19	172	24	41	109	79	46	101	189
Dec . . .	1,084	(-)263	5	29	19	171	23	40	109	78	44	102	201

End of Month	Enlisted Personnel							
	Total	Airplane Main- tenance	Aerial Gunner	Other Air Crew	Arma- ment	Communi- cations	Radar	Medical
1944 Jun	16,351	2,504	259	27	882	2,731	-	187
Sep	11,806	2,311	266	50	767	1,887	-	135
Dec	11,201	2,116	273	121	766	1,639	-	101
1945 Mar	9,512	1,896	271	216	618	1,455	-	86
Jun	10,638	1,857	270	209	541	825	660	173
Sep	9,362	1,642	292	189	486	726	547	184
Dec	4,313	563	128	88	176	368	100	71
1946 Jan	2,249	293	67	46	92	192	52	37
Feb	3,320	433	99	68	136	283	77	55
Mar	3,566	726	165	86	59	155	30	13
Apr	3,826	852	138	108	78	205	41	23
May	5,071	1,035	202	185	129	203	47	43
Jun	6,218	1,124	270	267	194	253	64	70
Jul	6,862	1,136	280	310	244	265	67	90
Aug	8,550	1,282	377	387	330	315	92	152
Sep	9,581	1,394	410	398	342	333	104	213
Oct	9,091	1,326	410	398	347	340	112	228
Nov	8,630	1,285	388	389	375	379	105	200
Dec	6,975	1,010	314	357	284	301	82	171

a/ Includes all types of pilots. Glider Pilots, shown in parentheses, are included in the open figure.

b/ Includes Radar Observers.

c/ Includes Flight Engineers.

Table 23.-- MILITARY PERSONNEL IN CARIBBEAN AREA, BY SPECIALTY GROUP: JUN 1944 THROUGH DEC 1947 -- Continued

(Based on Primary Military Occupational Specialty)

End of Month	Enlisted Personnel (Continued)							
	Total	Airplane Maintenance	Aerial Gunner	Other Air Crew	Arma-ment	Communi-cations	Radar	Medical
1947 Jan	6,594	972	279	354	261	297	122	182
Feb	6,152	909	268	303	238	277	113	189
Mar	5,770	908	222	251	227	270	121	145
Apr	5,836	918	202	241	205	320	136	165
May	5,725	901	182	242	191	308	134	151
Jun	5,760	923	159	257	180	309	159	169
Jul	5,988	949	149	261	178	310	181	214
Aug	5,975	951	130	294	169	322	179	218
Sep	5,945	944	120	300	170	322	193	215
Oct	6,077	946	121	300	170	336	201	210
Nov	6,658	947	120	322	183	336	200	215
Dec	6,803	935	119	341	176	344	204	217

End of Month	Enlisted Personnel (Continued)					
	Supply	Utility and Construction	Automotive	Adminis-trative	Other Specialists	Non-Specialists
1944 Jun	-	193	2,102	2,966	3,213	1,287
Sep	-	150	1,647	2,567	951	1,075
Dec	-	141	1,607	2,596	991	850
1945 Mar	-	114	1,210	2,240	1,053	353
Jun	852	251	1,369	1,673	1,194	764
Sep	741	197	1,187	1,490	963	718
Dec	217	195	529	489	994	395
1946 Jan	113	101	276	255	519	206
Feb	167	150	407	376	765	304
Mar	105	70	169	297	386	1,305
Apr	196	80	374	472	309	950
May	240	140	421	583	413	1,430
Jun	385	203	624	869	618	1,277
Jul	427	239	799	1,016	701	1,288
Aug	553	269	919	1,183	1,328	1,363
Sep	644	335	1,099	1,355	1,672	1,282
Oct	556	313	1,161	1,261	1,446	1,193
Nov	570	355	1,091	1,248	1,096	1,149
Dec	505	303	803	1,105	863	877
1947 Jan	475	299	731	1,117	775	730
Feb	475	292	657	1,119	721	591
Mar	485	295	589	1,116	712	429
Apr	468	306	596	1,167	715	397
May	457	302	580	1,180	726	371
Jun	469	324	582	1,170	707	352
Jul	446	351	647	1,193	729	380
Aug	448	357	639	1,196	722	350
Sep	447	357	639	1,187	720	331
Oct	455	366	641	1,182	727	422
Nov	460	371	669	1,210	765	860
Dec	463	422	736	1,218	795	833

Table 24.-- MILITARY PERSONNEL IN THE PACIFIC AREA, BY SPECIALTY GROUP: JUN 1944 THROUGH DEC 1947

(Based on Primary Military Occupational Specialty)

End of month	Officers												
	Total	Pilot a/	Bom- bar- dier	Nav- i- gator	Other Air Crew	Admin- istra- tive	Arma- ment and Ord	Com- muni- ca- tions b/	Engi- neering c/	Medi- cal	Opera- tions	Supply	Others
1944 Jun	24,393	7,012	1,033	2,016	84	1,914	927	1,811	2,275	1,130	1,099	1,170	3,922
Sep	26,301	8,072	987	2,264	77	2,102	1,006	1,758	2,594	1,127	1,115	1,490	3,709
Dec	32,884	9,795	1,163	2,736	72	2,560	1,158	2,180	3,050	1,106	1,266	1,680	6,118
1945 Mar	37,010	12,502	1,755	3,739	848	2,830	1,251	2,255	2,921	1,176	1,388	1,867	4,478
Jun	42,099	13,603	2,047	3,936	1,836	3,099	1,396	2,386	3,380	1,270	1,583	2,035	5,528
Sep	44,784	13,586	2,332	3,159	2,861	3,063	1,436	2,455	3,462	1,247	1,444	1,849	7,890
Dec	22,883	6,834	966	1,432	2,437	1,934	645	1,330	1,498	705	870	1,215	3,017
1946 Jan	20,442	(14) 6,194	632	1,280	2,177	1,727	487	1,278	1,249	630	867	1,085	2,836
Feb	16,593	(13) 5,028	513	1,039	1,767	1,402	395	1,037	1,014	511	704	881	2,302
Mar	12,860	(12) 3,834	591	902	813	856	272	478	760	352	264	452	3,286
Apr	12,081	(15) 3,480	439	661	567	735	249	430	790	452	223	392	3,663
May	10,109	(16) 2,465	457	614	561	662	262	424	806	397	201	369	1,891
Jun	8,102	(8) 2,739	337	539	468	587	211	308	739	358	155	320	1,341
Jul	7,897	(10) 2,433	239	384	381	521	151	247	602	335	132	269	2,303
Aug	6,957	(6) 2,754	180	283	301	505	136	216	439	292	125	251	1,475
Sep	7,335	(7) 3,508	306	413	408	529	152	250	475	256	156	272	610
Oct	7,732	(8) 3,595	316	435	425	579	148	280	508	294	170	301	681
Nov	7,435	(7) 3,355	284	406	393	608	142	281	511	282	176	322	675
Dec	7,485	(5) 3,310	284	426	389	611	151	316	508	261	171	314	744
1947 Jan	6,839	(1) 2,864	229	380	260	657	136	288	520	245	174	364	722
Feb	6,361	(2) 2,431	188	362	216	607	123	257	518	247	163	361	888
Mar	6,080	(2) 2,391	161	327	194	636	121	242	483	225	168	331	801
Apr	5,456	(-) 2,048	121	266	135	632	109	244	492	209	167	316	717
May	5,317	(-) 1,870	113	234	129	659	108	240	496	188	178	350	752
Jun	5,359	(-) 1,717	93	211	139	699	118	252	569	194	179	391	797
Jul	5,357	(170) 1,677	78	201	127	728	128	261	582	169	190	412	804
Aug	5,355	(-) 1,626	69	206	122	737	143	261	580	174	207	425	805
Sep	5,685	(-) 1,715	73	214	126	828	161	263	591	193	215	443	863
Oct	5,564	(1) 1,684	72	213	121	810	163	264	571	194	209	452	811
Nov	5,465	(-) 1,639	63	300	125	796	150	243	540	220	201	431	757
Dec	5,504	(-) 1,789	58	311	116	752	139	240	523	212	183	391	790

End of Month	Enlisted Personnel							
	Total	Airplane Mainte- nance	Aerial Gunner	Other Air Crew	Armament	Communi- cations	Radar	Medical
1944 Jun	216,285	32,088	9,303	291	12,951	21,376	6,735	4,089
Sep	225,635	31,977	9,693	2,203	14,000	18,793	7,237	4,385
Dec	253,065	40,689	10,933	3,157	16,088	21,670	8,651	4,163
1945 Mar	280,030	45,447	13,900	5,341	17,807	24,669	9,493	4,564
Jun	309,754	41,940	15,171	6,093	21,313	27,545	10,941	5,921
Sep	319,518	42,674	14,938	6,145	22,085	27,397	10,846	5,802
Dec	150,240	19,606	5,477	2,080	7,362	12,815	3,471	2,479
1946 Jan	108,973	14,221	3,247	2,234	4,457	9,295	2,517	1,798
Feb	72,148	9,415	2,150	1,479	2,950	6,154	1,667	1,190
Mar	59,099	2,966	2,122	475	1,489	1,753	306	549
Apr	64,760	3,547	1,180	402	1,030	1,809	175	636
May	60,954	4,357	1,346	549	1,035	2,136	246	614
Jun	55,684	4,470	1,028	549	1,136	2,258	324	665
Jul	57,861	4,714	865	545	1,196	2,402	305	732
Aug	57,802	4,546	878	584	1,082	2,325	325	710
Sep	49,916	3,798	815	533	845	1,934	251	554
Oct	44,120	2,814	652	464	766	1,679	190	492
Nov	43,089	2,426	536	427	771	1,780	199	508
Dec	41,219	2,272	488	423	829	1,830	220	505

a/ Includes all types of pilots. Glider Pilots, shown in parentheses, are included in the open figure.

b/ Includes Radar Observers.

c/ Includes Flight Engineers.

Table 24.-- MILITARY PERSONNEL IN THE PACIFIC AREA, BY SPECIALTY GROUP:
JUN 1944 THROUGH DEC 1947 -- Continued

(Based on Primary Military Occupational Specialty)

End of Month	Enlisted Personnel (Continued)							
	Total	Airplane Maintenance	Aerial Gunner	Other Air Crew	Armament	Communi- cations	Radar	Medical
1947 Jan	38,715	2,225	405	655	825	2,047	243	457
Feb	39,671	2,651	378	552	955	2,204	262	396
Mar	39,104	2,964	360	683	996	2,346	285	392
Apr	38,871	3,432	447	854	1,089	2,686	320	462
May	37,995	3,607	504	884	1,216	2,795	375	513
Jun	37,386	4,035	514	957	1,258	2,898	404	547
Jul	37,166	4,402	543	967	1,363	2,968	491	627
Aug	37,021	4,734	632	1,060	1,459	2,941	494	622
Sep	37,354	4,966	598	1,171	1,561	3,022	576	656
Oct	37,762	5,274	591	1,203	1,653	3,189	652	652
Nov	37,893	5,257	566	1,220	1,644	3,217	710	652
Dec	39,304	5,376	513	1,256	1,642	3,316	788	680

End of Month	Enlisted Personnel (Continued)					
	Supply	Utility and Construction	Automotive	Adminis- trative	Other Specialists	Non- Specialists
1944 Jun	8,848	15,440	31,666	20,211	25,476	27,811
Sep	9,572	19,057	32,578	23,090	26,762	26,288
Dec	10,773	18,835	35,272	28,563	25,849	28,422
1945 Mar	12,622	20,889	38,655	31,084	26,673	28,886
Jun	16,634	23,895	51,165	34,544	27,287	27,305
Sep	17,122	24,634	52,097	35,636	32,745	27,397
Dec	7,557	6,776	18,419	17,037	33,414	13,747
1946 Jan	5,481	4,915	13,360	12,358	25,119	9,971
Feb	3,630	3,254	8,845	8,182	16,631	6,601
Mar	1,623	1,674	6,489	3,842	21,460	14,351
Apr	2,133	1,994	7,600	4,879	20,641	18,734
May	2,929	2,575	8,269	5,907	13,052	17,939
Jun	3,099	3,093	8,720	6,371	8,140	15,831
Jul	3,388	3,782	9,451	6,728	9,226	14,527
Aug	2,967	3,308	8,239	6,809	12,705	13,324
Sep	2,239	2,726	6,107	5,855	7,040	17,219
Oct	1,914	2,557	5,126	5,156	3,859	18,451
Nov	2,039	2,532	5,183	5,382	4,861	16,445
Dec	2,016	2,404	4,935	5,336	3,820	16,141
1947 Jan	2,096	2,337	4,774	5,320	3,170	14,161
Feb	2,060	2,362	4,711	5,043	3,380	14,717
Mar	2,073	2,348	4,652	5,001	4,452	12,552
Apr	2,427	2,627	5,027	5,536	3,491	10,473
May	2,478	2,497	5,188	5,431	3,547	8,960
Jun	2,655	2,513	5,123	5,370	3,516	7,596
Jul	2,671	2,453	5,177	5,302	3,538	6,664
Aug	2,631	2,313	5,058	5,234	5,915	3,928
Sep	2,753	2,261	5,020	5,367	5,411	3,992
Oct	2,877	2,279	5,188	5,457	4,911	3,836
Nov	2,870	2,297	5,193	5,449	3,875	4,943
Dec	2,911	2,353	5,521	5,577	4,019	5,352

Table 25.-- MILITARY PERSONNEL IN CHINA AREA, BY SPECIALTY GROUP: JUN 1944 THROUGH DEC 1947

(Based on Primary Military Occupational Specialty)

End of Month	Officers												
	Total	Pilot a/	Bom- bar- dier	Nav- i- gator	Other Air Crew	Admin- istra- tive	Arma- ment and Ord	Com- muni- cations b/	Engi- neering c/	Medi- cal	Opera- tions	Supply	Other
1944 Jun . .	8,186	2,620	196	397	7	664	331	430	708	421	349	462	1,601
Sep . .	9,892	3,514	249	488	9	838	333	533	824	423	393	560	1,728
Dec . .	11,645	4,398	326	522	10	981	386	661	900	457	398	680	1,926
1945 Mar . .	12,575	4,970	305	633	100	1,019	369	716	946	480	427	771	1,839
Jun . .	12,179	4,975	290	640	128	968	351	667	922	413	391	764	1,670
Sep . .	10,359	3,642	85	401	217	776	297	567	692	347	300	663	2,372
Dec . .	4,965	1,504	6	111	485	420	218	310	303	153	211	588	1,116
1946 Jan . .	2,532	(1) 867	5	89	12	214	93	158	155	78	107	184	570
Feb . .	1,948	(1) 723	3	50	6	165	46	122	119	60	83	133	438
Mar . .	1,112	(-) 337	-	43	-	44	8	17	46	13	24	64	516
Apr . .	751	(-) 226	-	35	1	42	8	28	44	8	14	25	320
May . .	458	(-) 193	-	27	-	36	5	20	31	3	14	19	110
Jun . .	361	(-) 188	-	21	-	29	9	16	32	4	25	15	22
Jul . .	234	(-) 122	1	14	-	19	6	10	21	3	16	10	12
Aug . .	240	(-) 120	-	14	1	20	6	10	21	3	16	11	18
Sep . .	286	(-) 107	-	21	11	-	2	1	3	1	2	2	136
Oct . .	147	(-) 100	-	19	12	3	1	1	3	1	2	2	3
Nov . .	106	(-) 75	-	16	6	-	-	-	3	1	1	2	2
Dec . .	94	(-) 69	-	14	5	-	-	-	1	1	1	1	2
1947 Jan . .	89	(-) 65	-	14	4	-	-	-	1	1	1	1	2
Feb . .	83	(-) 58	-	13	5	-	-	-	2	1	1	1	2
Mar . .	55	(-) 39	-	8	4	-	-	-	1	1	1	-	1
Apr . .	d/	(-) d/	d/	d/	d/	d/	d/	d/	d/	d/	d/	d/	d/
May . .	d/	(-) d/	d/	d/	d/	d/	d/	d/	d/	d/	d/	d/	d/
Jun . .	d/	(-) d/	d/	d/	d/	d/	d/	d/	d/	d/	d/	d/	d/
Jul . .	d/	(-) d/	d/	d/	d/	d/	d/	d/	d/	d/	d/	d/	d/
Aug . .	d/	(-) d/	d/	d/	d/	d/	d/	d/	d/	d/	d/	d/	d/
Sep . .	d/	(-) d/	d/	d/	d/	d/	d/	d/	d/	d/	d/	d/	d/
Oct . .	d/	(-) d/	d/	d/	d/	d/	d/	d/	d/	d/	d/	d/	d/
Nov . .	d/	(-) d/	d/	d/	d/	d/	d/	d/	d/	d/	d/	d/	d/
Dec . .	d/	(-) d/	d/	d/	d/	d/	d/	d/	d/	d/	d/	d/	d/

End of Month	Enlisted Personnel							
	Total	Airplane Maintenance	Aerial Gunner	Other Air Crew	Arma- ment	Communi- cations	Radar	Medical
1944 Jun	63,127	9,538	2,061	684	3,898	6,979	706	1,430
Sep	67,773	10,943	2,306	1,344	3,946	6,328	917	1,561
Dec	79,964	13,891	2,441	1,886	4,870	7,413	1,280	1,408
1945 Mar	84,945	14,640	2,530	2,508	4,831	8,848	1,789	1,523
Jun	81,431	12,090	2,530	2,623	4,745	8,849	1,737	1,870
Sep	74,153	9,881	1,654	2,255	4,052	9,915	1,556	1,690
Dec	46,999	6,633	401	1,463	1,922	4,009	1,086	775
1946 Jan	21,007	3,041	326	431	859	1,792	485	347
Feb	14,463	2,087	231	296	592	1,234	334	239
Mar	6,556	378	93	33	92	239	64	42
Apr	2,075	248	-	102	26	35	24	12
May	979	200	2	70	16	33	5	17
Jun	561	146	2	82	11	30	1	15
Jul	434	113	2	64	9	24	1	12
Aug	405	107	1	70	6	24	1	12
Sep	405	69	1	49	3	17	-	9
Oct	298	70	2	56	4	18	-	11
Nov	236	62	1	43	4	16	-	10
Dec	191	48	1	32	4	7	-	6

a/ Includes all types of pilots. Glider Pilots, shown in parentheses, are included in the open figure.

b/ Includes Radar Observers.

c/ Includes Flight Engineers.

d/ No strength following inactivation of the 332 Troop Carrier Squadron, 10 April 1947.

Table 25.-- MILITARY PERSONNEL IN CHINA AREA, BY SPECIALTY GROUP: JUN 1944 THROUGH DEC 1947 -- Continued

(Based on Primary Military Occupational Specialty)

End of Month	Enlisted Personnel (Continued)							
	Total	Airplane Maintenance	Aerial Gunner	Other Air Crew	Arma- ment	Communi- cations	Radar	Medical
1947 Jan	187	39	-	44	4	8	-	6
Feb	276	61	1	59	5	17	-	9
Mar	160	28	-	41	4	10	-	7
Apr	d/	d/	d/	d/	d/	d/	d/	d/
May	d/	d/	d/	d/	d/	d/	d/	d/
Jun	d/	d/	d/	d/	d/	d/	d/	d/
Jul	d/	d/	d/	d/	d/	d/	d/	d/
Aug	d/	d/	d/	d/	d/	d/	d/	d/
Sep	d/	d/	d/	d/	d/	d/	d/	d/
Oct	d/	d/	d/	d/	d/	d/	d/	d/
Nov	d/	d/	d/	d/	d/	d/	d/	d/
Dec	d/	d/	d/	d/	d/	d/	d/	d/

End of Month	Enlisted Personnel (Continued)					
	Supply	Utility and Construction	Automotive	Admini- strative	Other Special- ists	Non Special- ists
1944 Jun	3,088	3,761	8,281	6,849	10,224	5,628
Sep	3,425	4,629	9,168	8,225	9,052	5,929
Dec	4,828	4,826	11,119	10,514	8,787	6,701
1945 Mar	5,315	4,659	12,052	11,013	8,175	7,062
Jun	5,709	4,558	13,918	10,110	6,948	5,744
Sep	5,099	3,994	12,237	8,870	6,892	6,058
Dec	2,364	2,073	5,762	5,330	10,881	4,300
1946 Jan	1,057	926	2,575	2,382	4,864	1,922
Feb	727	638	1,773	1,640	4,349	323
Mar	241	192	516	315	4,166	185
Apr	71	18	125	107	1,246	61
May	40	6	88	94	355	53
Jun	35	4	52	73	77	33
Jul	27	3	40	57	57	25
Aug	26	4	40	59	33	22
Sep	20	3	35	32	146	21
Oct	22	3	37	31	22	22
Nov	21	3	28	20	14	14
Dec	18	3	27	16	18	11
1947 Jan	16	3	27	13	17	10
Feb	17	5	32	33	24	13
Mar	6	3	14	25	11	11
Apr	d/	d/	d/	d/	d/	d/
May	d/	d/	d/	d/	d/	d/
Jun	d/	d/	d/	d/	d/	d/
Jul	d/	d/	d/	d/	d/	d/
Aug	d/	d/	d/	d/	d/	d/
Sep	d/	d/	d/	d/	d/	d/
Oct	d/	d/	d/	d/	d/	d/
Nov	d/	d/	d/	d/	d/	d/
Dec	d/	d/	d/	d/	d/	d/

Table 26.-- MILITARY PERSONNEL IN ALASKA, BY SPECIALTY GROUP: JUN 1944 THROUGH DEC 1947

(Based on Primary Military Occupational Specialty)

End of Month	Officers												
	Total	Pilot ^{a/}	Bomber-dier	Navigator	Other Air Crew	Administrative	Armament and Ord	Communications ^{b/}	Engineering ^{c/}	Medical	Operations	Supply	Others
1944 Jun . . .	1,612	352	30	30	-	170	54	120	89	59	134	64	510
Sep . . .	1,609	411	30	35	-	192	64	130	95	59	138	107	348
Dec . . .	1,289	416	30	30	-	111	45	97	52	50	120	76	262
1945 Mar . . .	1,315	405	26	54	1	120	44	104	46	49	123	82	261
Jun . . .	1,354	409	19	60	14	126	47	106	46	56	123	96	252
Sep . . .	1,244	411	25	61	12	111	37	89	44	46	99	79	230
Dec . . .	710	255	12	22	15	80	17	54	43	35	30	67	80
1946 Jan . . .	578	(-) 211	8	20	12	69	14	46	35	28	25	41	69
Feb . . .	529	(-) 210	6	18	11	60	13	38	32	26	22	33	60
Mar . . .	482	(-) 192	9	17	5	47	13	35	24	31	12	39	58
Apr . . .	419	(-) 189	4	9	3	59	10	20	22	25	10	27	41
May . . .	418	(-) 173	11	10	32	48	8	15	21	21	11	26	42
Jun . . .	386	(1) 195	8	8	2	44	7	15	19	17	8	21	42
Jul . . .	409	(1) 208	9	7	4	43	8	17	18	17	8	25	45
Aug . . .	466	(1) 259	11	11	5	51	7	11	18	23	11	22	37
Sep . . .	465	(1) 263	11	13	3	46	7	21	19	21	7	19	35
Oct . . .	518	(1) 263	10	13	5	49	9	21	18	21	11	21	77
Nov . . .	574	(-) 304	14	17	5	55	10	23	32	23	12	29	50
Dec . . .	608	(-) 300	18	14	7	56	19	37	33	23	13	34	54
1947 Jan . . .	605	(-) 296	19	15	8	56	16	35	35	26	11	36	52
Feb . . .	734	(-) 331	17	49	39	57	16	42	41	25	11	44	62
Mar . . .	760	(-) 308	17	49	37	71	18	35	64	27	19	47	68
Apr . . .	719	(-) 279	15	43	33	67	13	32	75	24	18	45	75
May . . .	748	(-) 268	13	41	38	69	16	36	87	32	24	46	78
Jun . . .	705	(-) 250	12	40	38	68	15	30	82	29	23	48	70
Jul . . .	709	(-) 246	12	39	37	71	14	27	92	26	26	46	73
Aug . . .	724	(-) 248	11	40	39	75	12	31	84	25	24	51	84
Sep . . .	784	(1) 262	10	40	36	92	14	32	104	42	24	44	84
Oct . . .	775	(-) 252	9	35	38	93	13	34	105	37	26	52	81
Nov . . .	788	(1) 269	8	33	39	90	15	31	103	38	20	52	90
Dec . . .	825	(1) 255	9	30	40	99	19	28	112	37	32	59	105

End of Month	Enlisted Personnel							
	Total	Airplane Maintenance	Aerial Gunner	Other Air Crew	Armament	Communications	Radar	Medical
1944 Jun	14,565	1,805	179	32	598	1,746	876	297
Sep	13,496	1,704	181	218	588	1,458	875	325
Dec	10,671	1,520	187	247	551	1,337	661	228
1945 Mar	9,626	1,384	181	286	489	1,138	676	223
Jun	9,786	1,278	206	239	454	1,336	645	288
Sep	9,208	1,102	211	261	444	1,226	590	281
Dec	4,413	711	87	120	180	306	102	73
1946 Jan	3,380	481	87	73	138	258	78	56
Feb	2,934	483	87	60	120	200	68	48
Mar	2,258	510	99	43	49	107	30	39
Apr	3,377	673	189	58	103	176	19	50
May	3,213	619	177	73	98	186	29	50
Jun	3,436	679	168	88	114	179	32	55
Jul	3,686	657	170	109	131	198	34	62
Aug	4,134	667	159	122	163	262	43	66
Sep	4,153	649	142	127	165	259	47	71
Oct	4,564	562	127	118	154	241	43	68
Nov	4,180	394	100	109	185	219	41	73
Dec	3,759	303	76	108	213	195	32	59

a/ Includes all types of pilots. Glider Pilots, shown in parentheses, are included in the open figure.

b/ Includes Radar Observers.

c/ Includes Flight Engineers.

Table 26.-- MILITARY PERSONNEL IN ALASKA, BY SPECIALTY GROUP: JUN 1944 THROUGH DEC 1947 -- Continued

(Based on Primary Military Occupational Specialty)

End of Month		Enlisted Personnel (Continued)							
		Total	Airplane Maintenance	Aerial Gunner	Other Air Crew	Armament	Communications	Radar	Medical
1947	Jan	3,544	245	58	107	191	210	24	67
	Feb	4,584	487	96	150	269	300	38	75
	Mar	4,872	530	104	148	272	294	32	76
	Apr	5,398	510	96	156	273	313	27	84
	May	5,977	688	141	188	323	444	40	107
	Jun	6,177	713	150	180	352	464	43	95
	Jul	6,571	813	151	182	382	472	62	111
	Aug	6,822	861	153	211	393	483	79	122
	Sep	7,217	911	142	227	396	478	98	114
	Oct	7,488	988	148	225	406	484	129	118
	Nov	7,521	1,004	142	217	405	476	140	115
	Dec	7,934	1,033	144	238	406	512	149	123

End of Month		Enlisted Personnel (Continued)					
		Supply	Utility and Construction	Automotive	Administrative	Other Specialists	Non-Specialists
1944	Jun	745	536	1,854	1,608	3,030	1,259
	Sep	714	519	1,780	1,731	2,347	1,056
	Dec	544	267	1,169	1,394	1,804	762
1945	Mar	516	193	1,003	1,290	1,681	566
	Jun	618	367	1,233	1,320	1,287	515
	Sep	563	324	1,117	1,218	1,231	640
	Dec	222	199	541	500	968	404
1946	Jan	170	149	414	383	784	309
	Feb	148	132	360	333	577	318
	Mar	127	85	247	249	210	463
	Apr	137	180	272	295	238	987
	May	166	154	287	319	237	818
	Jun	209	187	341	379	260	745
	Jul	212	240	382	405	325	761
	Aug	243	289	456	479	406	779
	Sep	261	299	488	522	423	700
	Oct	267	282	486	486	1,100	630
	Nov	277	469	667	481	543	622
	Dec	268	377	708	416	398	606
1947	Jan	240	361	698	405	370	568
	Feb	286	413	779	448	491	752
	Mar	344	498	919	484	542	629
	Apr	365	504	1,156	544	587	783
	May	415	581	1,202	643	618	587
	Jun	455	596	1,230	641	651	607
	Jul	470	565	1,314	714	719	616
	Aug	499	579	1,335	769	779	559
	Sep	520	654	1,425	812	836	604
	Oct	526	664	1,533	865	878	524
	Nov	526	714	1,525	871	860	526
	Dec	532	769	1,594	923	946	565

Table 27.-- MILITARY PERSONNEL IN AIR TRANSPORT COMMAND OVERSEAS, BY SPECIALTY GROUP:
JUN 1944 THROUGH DEC 1947

(Based on Primary Military Occupational Specialty)

End of Month	Officers												
	Total	Pilot a/	Bom- bar- dier	Nav- i- gator	Other Air Crew	Admin- istra- tive	Arma- ment and Ord- nance	Com- muni- ca- tions b/	Engi- neer- ing c/	Medical	Opera- tions	Supply	Other
1944													
Jun	11,003	3,719	1	288	1	943	81	228	931	612	1,439	653	2,107
Sep	12,433	4,398	2	294	2	1,372	122	255	909	569	1,570	879	2,061
Dec	16,565	6,818	4	789	5	1,770	126	272	1,015	846	2,025	900	1,995
1945													
Mar	18,699	8,116	5	927	2	2,027	135	290	1,045	864	2,449	969	1,870
Jun	23,441	10,440	22	1,374	6	2,433	239	438	1,276	1,154	2,331	1,140	2,588
Sep	22,510	10,109	6	1,671	7	2,334	213	369	1,248	1,090	1,974	1,060	2,429
Dec	10,458	3,767	6	768	7	1,328	98	209	725	591	1,113	576	1,270
1946													
Jan	8,870	(-)3,195	5	651	6	1,126	83	177	615	501	944	489	1,078
Feb	7,112	(1)2,562	4	522	5	903	67	142	493	402	757	392	863
Mar	8,621	(3)2,870	34	604	157	925	75	921	366	413	495	417	1,344
Apr	7,997	(3)2,842	44	705	48	752	68	959	335	324	451	329	1,140
May	7,994	(2)3,333	44	710	51	708	44	797	295	334	411	277	990
Jun	6,775	(1)2,918	48	682	47	594	37	535	257	306	388	252	711
Jul	6,131	(1)2,702	17	645	34	609	38	386	216	259	366	223	636
Aug	2,846	(-)1,090	10	125	17	301	25	281	106	153	249	115	374
Sep	3,140	(-)1,164	9	128	19	364	26	300	124	150	274	137	445
Oct	2,931	(-)930	8	115	13	365	29	309	129	150	290	143	450
Nov	3,031	(-)916	8	144	12	374	29	309	149	132	327	150	481
Dec	3,114	(-)926	9	144	17	370	29	336	170	130	339	142	502
1947													
Jan	3,081	(-)886	5	149	14	372	31	350	163	132	342	144	493
Feb	3,002	(-)835	7	140	15	363	32	335	146	135	324	146	524
Mar	2,780	(-)715	6	123	16	383	26	306	146	118	328	137	476
Apr	2,606	(-)577	3	79	16	382	32	331	118	114	295	155	474
May	2,445	(-)477	4	70	13	353	28	327	129	115	277	159	493
Jun	2,445	(-)458	3	82	18	343	27	331	134	112	274	148	515
Jul	2,419	(-)455	4	86	19	326	27	339	133	109	281	140	500
Aug	2,471	(-)490	3	103	23	328	25	343	135	101	273	141	506
Sep	2,505	(-)493	1	107	23	339	22	349	141	113	267	142	508
Oct	2,498	(-)451	1	96	19	341	23	368	135	122	270	141	531
Nov	2,521	(-)466	1	95	19	342	25	370	141	121	264	144	533
Dec	2,496	(-)471	1	101	18	326	25	358	138	111	268	146	533

a/ Includes all types of pilots. Glider Pilots, shown in parentheses, are included in the open figure.

b/ Includes Radar Observers.

c/ Includes Flight Engineers.

Table 27.-- MILITARY PERSONNEL IN AIR TRANSPORT COMMAND OVERSEAS, BY SPECIALTY GROUP:
JUN 1944 THROUGH DEC 1947 -- Continued

(Based on Primary Military Occupational Specialty)

End of Month	Enlisted Personnel					
	Total	Airplane Maintenance	Aerial Gunner	Other Air Crew	Armament	Communications
1944 Jun	64,028	15,278	38	1,418	832	3,575
Sep	79,614	17,176	60	4,436	791	2,096
Dec	95,190	20,787	27	6,252	765	2,480
1945 Mar	98,147	23,513	676	7,239	662	2,577
Jun	123,580	29,147	537	9,095	1,437	3,737
Sep	115,573	27,169	669	8,717	1,021	3,083
Dec	40,448	10,200	214	2,757	230	1,035
1946 Jan	30,607	7,716	162	2,087	174	784
Feb	20,352	5,131	108	1,388	116	521
Mar	26,394	3,470	397	1,401	173	3,803
Apr	25,020	2,867	381	1,429	155	3,604
May	24,217	2,456	291	1,199	132	3,011
Jun	23,004	2,291	209	1,221	140	2,365
Jul	23,468	2,314	194	1,367	121	2,766
Aug	16,324	960	58	303	39	2,905
Sep	18,149	980	58	334	33	3,717
Oct	18,307	1,004	57	400	30	3,807
Nov	16,159	783	48	480	25	3,541
Dec	14,614	823	45	519	24	3,075
1947 Jan	14,897	636	84	551	21	3,208
Feb	14,968	912	33	581	53	3,029
Mar	14,713	898	30	543	58	2,755
Apr	14,595	879	27	561	32	2,944
May	14,530	465	25	586	32	2,901
Jun	14,872	990	21	592	40	2,908
Jul	14,864	1,141	21	582	26	3,045
Aug	15,155	1,288	18	606	30	3,189
Sep	15,271	1,277	16	617	26	3,337
Oct	15,389	1,229	12	592	22	3,505
Nov	15,470	1,259	11	584	19	3,570
Dec	15,635	1,336	12	581	18	3,599

End of Month	Enlisted Personnel (Continued)							
	Radar	Medical	Supply	Utility and Construction	Automatic	Administrative	Other Specialists	Non-Specialists
1944 Jun	211	1,622	4,075	1,295	7,596	11,543	3,299	13,246
Sep	205	2,105	4,950	1,602	8,953	13,628	7,723	15,889
Dec	238	2,398	6,980	2,056	10,566	17,608	7,854	17,179
1945 Mar	257	2,347	7,377	2,108	10,627	18,040	7,956	14,768
Jun	674	3,478	6,570	4,227	15,242	24,370	9,836	15,230
Sep	772	3,410	6,016	4,192	13,954	22,757	8,935	14,878
Dec	344	1,306	1,851	1,370	4,123	8,371	2,955	5,662
1946 Jan	260	989	1,402	1,038	3,122	6,339	2,322	4,212
Feb	173	657	932	690	2,076	4,215	1,545	2,800
Mar	228	419	836	766	2,057	4,107	2,107	6,630
Apr	191	435	916	782	2,256	3,912	1,964	6,128
May	123	505	945	700	2,215	4,349	2,444	5,847
Jun	113	604	1,028	762	2,329	4,546	2,705	4,691
Jul	145	594	954	676	2,144	4,714	3,468	4,011
Aug	162	295	618	472	1,323	3,736	3,179	2,274
Sep	157	323	677	532	1,452	4,132	3,547	2,207
Oct	141	300	678	555	1,451	4,042	3,672	2,170
Nov	114	239	504	453	1,256	3,455	3,338	1,923
Dec	111	224	513	387	1,120	3,074	2,905	1,794
1947 Jan	126	242	573	455	1,213	2,955	2,985	1,848
Feb	126	217	610	453	1,206	2,954	2,973	1,821
Mar	141	260	587	394	1,191	2,918	2,879	2,059
Apr	148	233	595	395	1,185	2,786	2,637	2,173
May	214	236	605	418	1,110	2,867	3,175	1,896
Jun	275	239	661	453	1,126	3,103	2,691	1,773
Jul	365	220	673	461	1,110	3,033	2,710	1,477
Aug	434	214	675	529	1,083	3,070	2,724	1,295
Sep	494	245	706	646	1,061	2,993	2,771	1,082
Oct	587	251	705	687	1,030	3,011	2,734	1,024
Nov	596	263	720	680	1,056	2,984	2,749	979
Dec	640	274	701	698	1,052	2,941	2,866	917

Table 28.-- MILITARY PERSONNEL IN CONTINENTAL US BY FUNCTIONAL GROUP: JUN 1944 THROUGH DEC 1947

End of Month	Total	Assigned to Units		Not Assigned to Units			
		Bulk Allotment Units	T/O & E Units	Total	Students and Recruits a/	Returnee Personnel	Other b/
Total							
1944							
Jun	1,334,958	791,740	127,431	415,787	354,103	-	61,684
Sep	1,313,143	784,388	121,541	407,214	328,709	-	78,505
Dec	1,195,320	715,403	103,355	376,562	306,380	30,078	40,104
1945							
Mar	1,108,705	699,235	86,442	323,028	262,297	30,309	30,422
Jun	1,153,373	682,805	120,247	350,321	262,760	54,694	32,867
Sep	1,095,017	611,343	141,476	342,198	223,890	87,693	30,615
Dec	503,234	332,717	29,916	140,601	65,367	39,417	35,817
1946							
Mar	328,079	177,354	19,926	130,799	80,291	6,538	43,970
Jun	296,964	166,376	26,134	104,454	81,167	2,643	20,644
Sep	274,248	164,325	28,076	81,847	67,188	2,973	11,686
Dec	228,048	134,929	36,728	56,391	42,980	867	12,544
1947							
Mar	211,552	125,976	37,229	48,347	39,214	582	8,551
Jun	206,226	122,463	45,734	38,029	29,557	-	8,472
Sep	220,547	139,173	37,133	44,241	35,215	-	9,026
Dec	238,608	160,757	36,397	41,454	30,077	-	11,377
Officers							
1944							
Jun	205,156	131,894	14,987	58,275	49,830	-	8,445
Sep	220,526	136,236	13,386	70,904	57,223	-	13,681
Dec	222,428	128,831	11,838	81,759	63,519	9,910	8,330
1945							
Mar	220,424	127,460	9,610	83,354	67,751	9,511	6,092
Jun	239,561	128,244	15,396	95,921	70,587	20,328	5,006
Sep	199,207	111,964	15,686	71,557	49,510	18,383	3,664
Dec	110,609	80,036	8,393	22,180	5,905	13,863	2,412
1946							
Mar	69,756	55,470	7,002	7,284	2,406	1,294	3,584
Jun	58,907	46,158	6,464	6,285	1,721	1,143	3,421
Sep	46,861	38,639	5,086	3,136	2,451	257	428
Dec	31,497	23,065	4,998	3,434	2,824	117	493
1947							
Mar	31,111	22,588	5,032	3,491	3,218	103	170
Jun	29,640	21,102	5,455	3,083	2,678	-	405
Sep	31,519	22,498	5,538	3,483	3,273	-	210
Dec	34,602	24,004	6,052	4,546	3,329	-	1,217
Enlisted Personnel							
1944							
Jun	1,129,802	659,846	112,444	357,512	304,273	-	53,239
Sep	1,092,617	648,152	108,155	336,310	271,486	-	64,824
Dec	972,892	586,572	91,517	294,803	242,861	20,168	31,774
1945							
Mar	888,281	571,775	76,832	239,674	194,546	20,798	24,330
Jun	913,812	554,561	104,851	254,400	192,173	34,366	27,861
Sep	895,810	499,379	125,790	270,641	174,380	69,310	26,951
Dec	392,625	252,681	21,523	118,421	59,462	25,554	33,405
1946							
Mar	258,323	121,884	12,924	123,515	77,885	5,244	40,386
Jun	238,057	120,218	19,670	98,169	79,446	1,500	17,223
Sep	227,387	125,686	22,990	78,711	64,737	2,716	11,258
Dec	196,551	111,864	31,730	52,957	40,156	750	12,051
1947							
Mar	180,441	103,388	32,197	44,856	35,996	479	8,381
Jun	176,586	101,361	40,279	34,946	26,879	-	8,067
Sep	189,028	116,675	31,595	40,758	31,942	-	8,816
Dec	204,006	136,753	30,345	56,908	26,748	-	10,160

a/ Includes personnel undergoing on-the-job training and air crew personnel receiving training in aircrew training schools.

b/ Includes casual, pool personnel, and personnel in overseas replacement depots awaiting shipment.

Table 29.-- MILITARY PERSONNEL IN CONTINENTAL US, BY COMMAND: DEC 1942 THROUGH DEC 1947

End of Month	Total	First Air Force	Second Air Force	Third Air Force	Fourth Air Force	First Troop Carrier Command	Air Training Command	Air Materiel Command	Air Transport Command	AAF Center (PGC, AFTAC)	Personnel Distribution Command	Other
1942 Dec	1,355,028	39,291	100,204	101,164	39,372	23,594	809,910	153,559	30,518	20,024	-	37,392
1943 Mar	1,721,211	55,638	121,671	138,276	58,131	28,421	944,423	183,809	46,825	32,366	-	111,651
Jun	1,764,969	62,782	152,516	164,427	69,792	32,900	867,949	178,326	55,289	40,605	-	140,383
Sep	1,766,464	73,306	186,599	155,133	74,358	33,695	857,660	140,631	56,903	40,240	-	147,939
Dec	1,638,216	65,616	171,386	153,695	68,164	36,073	830,628	109,502	56,959	33,388	-	112,805
1944 Mar	1,504,959	59,884	171,849	141,583	72,292	31,395	746,596	95,576	62,999	22,760	-	100,025
Jun	1,334,958	61,328	163,305	139,809	78,135	36,884	600,649	100,738	45,132	20,178	17,787	71,013
Sep	1,313,143	55,005	173,759	134,625	79,573	37,862	536,961	101,449	49,921	18,835	57,888	67,265
Dec	1,195,320	51,903	156,459	116,437	69,884	32,839	493,693	90,010	49,145	17,730	62,105	55,115
1945 Mar	1,108,705	74,866	115,858	94,773	82,692	26,895	476,830	77,868	42,518	17,952	57,946	40,507

End of Month	Total	Continental Air Forces	Air Training Command	Air Materiel Command	Air Transport Command	AAF Center (PGC, AFTAC)	Personnel Distribution Command	Other
1945 Jun	1,153,373	413,476	438,295	76,469	56,118	18,976	76,137	73,902
Sep	1,095,017	451,012	361,483	86,767	57,839	18,328	70,955	48,633
Dec	503,234	154,053	159,540	42,281	25,820	9,942	61,147	50,451
1946 Jan	456,567	131,668	154,280	32,505	21,461	9,393	63,487	43,773
Feb	356,980	135,160	131,439	27,176	14,011	6,518	7,242	35,434

End of Month	Total	Strategic Air Command	Tactical Air Command	Air Defense Command	Air Proving Ground Command	Air Training Command	Air Materiel Command	Air Transport Command	Air University	Personnel Distribution Command	Other
1946 Mar	328,079	84,231	25,574	7,218	7,295	128,742	25,070	21,304	3,867	4,002	20,776
Apr	310,116	40,585	26,768	8,809	7,696	161,406	26,621	21,613	4,007	2,506	10,105
May	300,287	37,426	26,663	10,302	7,987	162,304	24,774	19,076	4,794	1,491	5,470
Jun	296,964	36,893	27,093	11,473	6,769	158,738	22,609	20,148	5,136	271	7,834
Jul	292,495	37,651	24,393	24,608	7,214	142,736	20,150	19,664	4,979	-	11,100
Aug	291,495	38,348	22,807	26,433	7,460	120,087	18,659	34,562	5,302	-	17,837
Sep	274,248	38,278	23,277	24,021	7,973	115,043	18,666	32,603	6,269	-	8,118
Oct	271,894	39,417	26,142	23,562	9,035	112,583	16,785	32,005	7,431	-	4,934
Nov	247,194	39,489	24,880	25,273	8,280	95,069	14,049	27,330	7,347	-	5,477
Dec	228,048	32,190	23,759	25,906	7,416	85,336	13,329	24,364	7,307	-	8,441

End of Month	Total	Strategic Air Command	Tactical Air Command	Air Defense Command	Air Training Command	Air Materiel Command	Air Transport Command	Air Proving Ground Command	Air University	Commanding General AAF	Boiling Field Command	Other (Incl. Staging Area, etc)
1947 Jan	220,910	29,362	21,330	23,107	86,163	12,529	23,376	7,141	7,413	1,400	4,035	5,054
Feb	218,376	28,992	20,626	24,539	84,849	12,341	23,251	6,711	7,419	1,397	4,247	4,004
Mar	211,552	28,592	20,198	22,304	81,824	12,740	23,329	6,559	7,443	1,420	4,220	2,923
Apr	206,595	28,488	19,889	23,164	76,345	12,354	23,288	6,389	7,465	1,413	5,323	2,477
May	203,809	30,289	19,825	22,948	71,857	12,442	22,053	6,781	7,839	1,421	5,871	2,483
Jun	206,226	31,670	20,585	24,038	71,299	12,703	21,474	7,114	8,001	1,437	6,395	1,510
Jul	211,046	32,995	22,520	24,750	71,669	12,836	20,946	7,248	8,483	1,440	7,048	1,111
Aug	216,135	35,421	23,057	24,919	73,138	12,967	21,157	7,163	8,476	1,178	6,044	2,615
Sep	220,547	37,445	24,522	25,022	74,192	13,402	21,534	7,082	8,632	1,188	5,772	1,756
Oct	230,854	39,779	26,226	27,072	73,202	13,443	22,429	7,143	8,792	1,245	6,104	5,419
Nov	236,560	42,014	28,417	27,526	71,579	13,440	22,965	7,297	8,985	1,309	7,130	5,898
Dec	238,608	44,482	30,012	29,087	69,164	13,699	23,639	7,146	9,224	1,387	6,696	4,072

g/ Estimated

Table 30.-- OFFICERS IN CONTINENTAL US, BY COMMAND: DEC 1942 THROUGH DEC 1947

End of Month	Total	First Air Force	Second Air Force	Third Air Force	Fourth Air Force	First Troop Carrier Command	Air Training Command	Air Materiel Command	Air Transport Command	AAF Center	Personnel Distribution Command	Other		
1942														
Dec.	100,475	4,268	10,343	11,844	4,143	2,677	38,883	13,346	6,536	2,256	-	6,179		
1943														
Mar.	136,004	5,404	14,183	16,811	4,978	5,373	50,579	16,957	9,549	2,788	-	9,382		
Jun.	156,417	5,900	18,231	18,780	6,036	6,241	58,002	18,114	10,547	3,614	-	10,952		
Sep.	184,075	7,902	29,672	19,858	7,208	6,855	62,626	16,589	11,871	4,152	-	17,342		
Dec.	193,275	8,856	29,960	23,150	8,755	7,334	67,951	17,145	11,620	3,724	-	14,780		
1944														
Mar.	202,025	10,158	31,172	22,450	11,001	5,772	76,745	15,247	12,654	2,488	-	14,338		
Jun.	205,156	10,953	28,236	23,294	12,383	7,453	76,623	15,809	11,251	2,392	4,554	12,208		
Sep.	220,526	10,029	32,094	23,804	13,193	8,908	75,512	16,465	13,032	2,281	11,885	13,323		
Dec.	222,428	10,833	31,767	22,180	12,267	7,884	79,709	16,705	13,093	2,246	12,859	12,885		
1945														
Mar.	220,424	15,228	21,713	16,272	14,980	6,220	92,896	16,187	12,076	2,494	11,462	10,896		
End of Month	Total	Continental Air Forces	Air Training Command	Air Materiel Command	Air Transport Command	AAF Center	Personnel Distribution Command	Other						
1945														
Jun.	239,561	76,152	92,213	15,568	16,252	2,664	21,776	14,936						
Sep.	199,207	72,101	71,711	14,786	14,797	1,979	14,198	9,635						
Dec.	110,609	33,263	30,118	11,501	9,870	1,841	14,511	9,505						
1946														
Jan.	95,203	26,496	27,860	8,756	8,286	1,704	11,152	10,949						
Feb.	76,880	26,195	19,888	10,946	7,255	1,554	2,872	8,170						
End of Month	Total	Strategic Air Command	Tactical Air Command	Air Defense Command	Air Training Command	Air Materiel Command	Air Transport Command	Air Proving Ground Command	Air University	Personnel Distribution Command	Other			
1946(Contd)														
Mar.	69,756	15,674	8,115	1,546	16,244	10,454	9,851	1,554	691	1,473	4,154			
Apr.	65,439	10,927	8,076	1,695	18,512	10,010	9,726	1,566	827	1,001	3,099			
May.	61,246	10,406	7,723	1,739	17,884	9,211	8,424	1,546	944	622	2,747			
Jun.	58,907	9,173	7,531	1,959	17,960	8,021	8,011	1,136	1,055	51	4,010			
Jul.	51,413	8,022	5,265	3,443	13,948	6,773	7,129	1,046	1,087	-	4,700			
Aug.	49,907	7,609	4,693	3,745	11,996	6,219	9,805	1,051	1,128	-	3,661			
Sep.	46,861	7,144	4,817	3,609	11,642	6,506	8,990	1,015	1,294	-	1,844			
Oct.	42,320	6,328	4,511	3,670	10,776	5,215	7,414	899	1,923	-	1,584			
Nov.	32,111	5,008	2,874	3,590	7,916	3,544	5,033	601	1,845	-	1,700			
Dec.	31,497	4,319	2,736	3,541	7,866	3,428	5,010	544	1,929	-	2,124			
End of Month	Total	Strategic Air Command	Tactical Air Command	Air Defense Command	Air Training Command	Air Materiel Command	Air Transport Command	Air Proving Ground Command	Air University	Commanding General AAF	Bolling Field Command	Other (Incl. Staging Area etc.)		
1947														
Jan.	31,227	4,351	2,738	3,419	7,847	3,359	4,976	561	2,042	1,209	502	223		
Feb.	31,055	4,284	2,743	3,492	7,745	3,239	4,943	562	2,058	1,206	577	206		
Mar.	31,111	4,213	2,730	3,456	7,862	3,238	4,932	611	2,129	1,207	533	200		
Apr.	30,504	4,194	2,895	3,410	7,401	3,190	4,828	609	2,126	1,200	549	102		
May.	29,868	4,167	2,799	3,499	7,028	3,061	4,574	606	2,214	1,173	538	209		
Jun.	29,640	4,158	2,831	3,285	7,007	3,164	4,357	605	2,148	1,191	671	223		
Jul.	30,600	4,280	3,056	3,338	6,781	3,233	4,259	634	2,433	1,177	1,273	136		
Aug.	31,161	4,536	3,259	3,694	6,651	3,409	4,262	652	2,513	971	854	360		
Sep.	31,519	4,702	3,552	3,529	6,590	3,660	4,333	678	2,699	984	666	126		
Oct.	33,184	4,833	3,739	3,719	6,482	3,601	4,332	702	2,784	1,048	815	1,129		
Nov.	34,221	4,938	3,896	3,673	6,439	3,599	4,403	696	2,786	1,115	1,731	945		
Dec.	34,602	5,175	3,988	3,963	6,591	3,590	4,456	736	2,876	1,194	1,129	904		

a/ Estimated.

Table 31.-- ENLISTED PERSONNEL IN CONTINENTAL US, BY COMMAND: DEC 1941 THROUGH DEC 1947

End of Month	Total	First Air Force	Second Air Force	Third Air Force	Fourth Air Force	First Troop Carrier Command	Air Training Command	Air Materiel Command	Air Transport Command	(PGC, APTAC) AAF Center	Personnel Distribution Command	Other		
1942 Dec	1,254,553	35,023	89,861	89,320	35,229	20,917	771,027	140,213	23,982	17,768	-	31,213		
1943 Mar	1,585,207	50,234	107,488	121,465	53,153	23,048	893,844	166,852	37,276	29,578	-	102,269		
Jun	1,608,552	56,882	134,285	145,647	63,756	26,659	809,947	160,212	44,742	36,991	-	129,431		
Sep	1,582,389	65,404	156,927	135,275	67,150	26,840	795,034	124,042	45,032	36,088	-	130,597		
Dec	1,444,941	56,760	141,426	130,545	59,409	28,739	762,677	92,357	45,339	29,664	-	98,025		
1944 Mar	1,302,934	49,726	140,677	119,133	61,291	25,623	669,851	80,329	50,345	20,272	-	85,687		
Jun	1,129,802	50,375	135,069	116,515	65,752	29,431	524,026	84,929	33,881	17,786	13,233	58,805		
Sep	1,092,617	44,976	141,665	110,821	66,380	28,954	461,449	84,984	36,889	16,554	46,003	53,942		
Dec	972,892	41,070	124,692	94,257	57,617	24,955	413,984	73,305	36,052	15,484	49,246	42,230		
1945 Mar	888,281	59,698	94,145	78,501	67,712	20,675	383,934	61,681	30,442	15,458	46,484	29,611		
End of Month	Total	Continental Air Force	Air Training Command	Air Materiel Command	Air Transport Command	AAF Center	Personnel Distribution Command	Other						
1945 Jun		913,812	337,324	346,082	60,901	39,866	16,312	54,361	58,966					
Sep		895,810	378,911	289,772	71,981	43,042	16,349	56,757	38,998					
Dec		392,625	120,790	129,422	30,780	15,950	8,101	46,636	40,946					
1946 Jan		361,364	105,172	126,420	23,749	13,175	7,689	52,335	32,824					
Feb		280,100	108,965	111,551	16,230	6,756	4,964	4,370	27,264					
End of Month	Total	Strategic Air Command	Tactical Air Command	Air Defense Command	Air Training Command	Air Materiel Command	Air Transport Command	Air Proving Ground Command	Air University	Personnel Distribution Command	Other			
1946 Mar	258,323	68,557	17,459	5,672	112,498	14,616	11,453	5,741	3,176	2,529	16,622			
Apr	244,677	29,658	18,692	7,114	142,894	16,611	11,887	6,130	3,180	1,505	7,006			
May	239,041	27,020	18,940	8,563	144,420	15,563	10,652	6,441	3,850	869	2,723			
Jun	238,057	27,720	19,562	9,514	140,778	14,588	12,137	5,633	4,081	220	3,824			
Jul	241,082	29,629	19,128	21,165	128,788	13,377	12,535	6,168	3,892	-	6,400			
Aug	241,588	30,739	18,114	22,688	108,091	12,440	24,757	6,409	4,174	-	14,176			
Sep	227,387	31,134	18,460	20,412	103,401	12,160	23,613	6,958	4,975	-	6,274			
Oct	229,574	33,089	21,631	19,892	101,807	11,570	24,591	8,136	5,508	-	3,350			
Nov	215,083	34,481	22,006	21,683	87,153	10,505	22,297	7,679	5,502	-	3,777			
Dec	196,551	27,871	21,023	22,365	77,470	9,901	19,354	6,872	5,378	-	6,317			
End of Month	Total	Strategic Air Command	Tactical Air Command	Air Defense Command	Air Training Command	Air Materiel Command	Air Transport Command	Air Proving Ground Command	Air University	Commanding General AAF	Bolling Field Command	Other (Incl. Staging Area etc.)		
1947 Jan	189,683	25,011	18,592	19,688	78,316	9,170	18,400	6,580	5,371	191	3,533	4,831		
Feb	187,321	24,708	17,883	21,047	77,104	9,102	18,308	6,149	5,361	191	3,670	3,798		
Mar	180,441	24,379	17,468	18,848	73,962	9,502	18,397	5,948	5,314	213	3,687	2,723		
Apr	176,091	24,294	16,994	19,754	68,944	9,164	18,460	5,780	5,339	213	4,774	2,375		
May	173,941	26,122	17,026	19,449	64,829	9,381	17,479	6,175	5,625	248	5,333	2,274		
Jun	176,586	27,512	17,754	20,753	64,292	9,539	17,117	6,509	5,853	246	5,724	1,287		
Jul	180,446	28,715	19,464	21,412	64,888	9,603	16,687	6,614	6,050	263	5,775	975		
Aug	184,974	30,885	19,798	21,225	66,487	9,558	16,895	6,511	5,963	207	5,190	2,255		
Sep	189,028	32,743	20,970	21,493	67,602	9,742	17,201	6,404	5,933	204	5,106	1,630		
Oct	197,670	34,946	22,487	23,353	66,720	9,842	18,097	6,441	6,008	197	5,289	4,290		
Nov	202,339	37,076	24,521	23,853	65,140	9,841	18,562	6,601	6,199	194	5,399	4,953		
Dec	204,006	39,307	26,024	25,124	62,573	10,109	19,183	6,410	6,348	193	5,567	3,168		

g/ Estimated

Table 32.-- ASWAF WOMEN'S ARMY CORPS PERSONNEL IN CONTINENTAL US, BY COMMAND: SEP 1943 THROUGH DEC 1947

End of Month	Total	First Air Force	Second Air Force	Third Air Force	Fourth Air Force	First Troop Carrier Command	Air Training Command	Air Materiel Command	Air Transport Command	Army Air Force Center	Personnel Distribution Command	Other
1943												
Sep.	15,486	1,443	1,375	1,368	871	770	7,430	394	490	772	-	573
Dec.	17,840	1,477	1,599	1,350	1,071	786	8,372	819	576	803	-	987
1944												
Mar.	22,144	1,566	2,426	1,642	1,161	858	9,416	1,622	1,126	858	-	1,469
Jun.	26,294	1,744	3,147	1,728	1,502	906	9,215	3,228	1,603	946	552	1,723
Sep.	29,579	1,793	3,138	2,265	1,895	1,029	9,025	3,223	3,177	916	1,128	1,990
Dec.	31,510	1,936	3,430	2,839	2,061	1,048	8,885	3,766	3,131	863	1,540	2,011
1945												
Mar.	31,920	2,706	3,184	2,443	2,456	987	8,770	3,734	3,034	958	1,662	1,986
End of Month					Total	Continental Air Forces	Air Training Command	Air Materiel Command	Air Transport Command	Army Air Force Center	Personnel Distribution Command	Other
1945												
Jun.					29,989	11,827	7,581	3,332	2,621	913	1,612	2,103
Sep.					25,148	10,187	6,159	2,685	2,321	740	1,830	1,226
Dec.					8,882	3,340	1,749	1,163	796	307	853	674
1946												
Jan.					7,771	2,889	1,492	1,265	585	253	719	568
Feb.					6,588	2,768	1,428	792	551	224	362	463
End of Month	Total	Strategic Air Command	Tactical Air Command	Air Defense Command	Air Training Command	Air Materiel Command	Air Transport Command	Air Proving Ground Command	Air University	Personnel Distribution Command	Other	
1946												
Mar.	5,924	1,497	736	579	1,155	658	749	206	127	181	36	
Apr.	5,616	1,199	717	583	1,074	880	738	194	127	75	29	
May.	5,340	1,104	744	536	1,061	828	671	199	112	56	29	
Jun.	4,601	938	600	458	1,146	613	515	206	94	2	29	
Jul.	3,861	752	523	401	964	447	488	170	89	-	27	
Aug.	3,591	707	453	370	888	263	709	103	69	-	29	
Sep.	2,788	610	336	262	681	206	497	103	64	-	29	
Oct.	1,994	340	299	201	437	158	413	77	47	-	22	
Nov.	2,065	349	298	222	433	89	421	90	106	-	57	
Dec.	2,115	209	299	249	537	73	407	92	112	-	137	
End of Month	Total	Strategic Air Command	Tactical Air Command	Air Defense Command	Air Training Command	Air Materiel Command	Air Transport Command	Air Proving Ground Command	Air University	Commanding General AAF	Bolling Field Command	Other (Incl. Staging Area, etc.)
1947												
Jan.	2,138	205	289	252	552	67	423	92	113	17	119	9
Feb.	2,131	204	279	266	535	64	425	94	126	17	121	-
Mar.	2,070	201	265	243	530	66	417	94	125	17	112	-
Apr.	2,066	196	256	243	517	71	459	88	123	18	115	-
May.	1,993	179	240	231	499	68	440	85	119	18	114	-
Jun.	1,699	137	225	209	423	57	343	79	109	16	100	1
Jul.	1,692	138	225	207	405	58	341	80	113	16	109	-
Aug.	1,692	136	227	214	395	56	347	81	111	12	111	2
Sep.	1,667	166	232	216	344	55	337	81	110	14	112	-
Oct.	1,666	148	233	216	355	61	329	79	108	15	112	10
Nov.	1,649	148	230	213	361	58	326	78	105	16	113	1
Dec.	1,635	143	233	210	358	58	321	77	104	18	112	1

Table 32.-- ASWAF WOMEN'S ARMY CORPS PERSONNEL IN CONTINENTAL US, BY COMMAND: SEP 1943 THROUGH DEC 1947
-- Continued

End of Month	Total	Strategic Air Command	Tactical Air Command	Air Defense Command	Air Training Command	Air Materiel Command	Air Transport Command	Air Proving Ground Command	Air University	Commanding General AAF	Bolling Field Command	Other (Incl. Staging Area, etc.)
Officers												
1947												
Jan.	144	12	11	17	28	14	19	3	9	17	5	9
Feb.	131	11	10	17	27	13	18	4	9	17	5	-
Mar.	127	10	10	18	27	13	16	3	10	17	3	-
Apr.	130	11	9	19	25	13	15	5	11	18	4	-
May	132	9	10	22	27	12	16	5	9	18	4	-
Jun.	133	7	12	21	27	12	18	6	9	16	4	1
Jul.	132	8	11	22	25	10	20	6	10	16	4	-
Aug.	129	10	11	23	22	10	21	6	9	12	4	1
Sep.	127	9	11	24	18	11	23	6	8	14	3	-
Oct.	130	8	10	25	19	11	22	5	9	15	3	3
Nov.	130	8	10	28	20	10	22	4	9	16	3	-
Dec.	130	7	11	26	21	9	21	4	9	18	3	1
Enlisted												
1947												
Jan.	1,994	193	278	235	524	53	404	89	104	-	114	-
Feb.	2,000	193	269	249	508	51	407	90	117	-	116	-
Mar.	1,943	191	255	225	503	53	401	91	115	-	109	-
Apr.	1,956	185	247	224	492	58	444	83	112	-	111	-
May	1,861	170	230	209	472	56	424	80	110	-	110	-
Jun.	1,566	130	213	188	396	45	325	73	100	-	96	-
Jul.	1,560	130	214	185	380	48	321	74	103	-	105	-
Aug.	1,563	126	216	191	373	46	326	75	102	-	107	1
Sep.	1,540	157	221	192	326	44	314	75	102	-	109	-
Oct.	1,536	140	223	191	336	50	307	74	99	-	109	7
Nov.	1,519	140	220	185	341	48	304	74	96	-	110	1
Dec.	1,505	136	222	184	337	49	300	73	95	-	109	-

Table 33.-- ASWAF FEMALE MEDICAL SPECIALIST OFFICERS IN CONTINENTAL US, BY COMMAND: JAN THROUGH DEC 1947

End of Month	Total			Strategic Air Command			Tactical Air Command			Air Defense Command			Air Training Command			Air Materiel Command		
	Total	Hospital Dietitians	Physical Therapy Aides	Total	Hospital Dietitians	Physical Therapy Aides	Total	Hospital Dietitians	Physical Therapy Aides	Total	Hospital Dietitians	Physical Therapy Aides	Total	Hospital Dietitians	Physical Therapy Aides	Total	Hospital Dietitians	Physical Therapy Aides
1947																		
Jan	49	28	21	4	2	2	3	1	2	7	4	3	25	15	10	2	1	1
Feb	46	26	20	4	2	2	3	1	2	7	4	3	23	13	10	2	1	1
Mar	45	25	20	4	2	2	3	1	2	7	4	3	23	13	10	2	1	1
Apr	41	22	19	4	2	2	3	1	2	6	4	2	20	10	10	2	1	1
May	39	21	18	4	2	2	3	1	2	5	3	2	18	9	9	2	1	1
Jun	38	20	18	4	2	2	3	1	2	5	3	2	18	9	9	2	1	1
Jul	35	17	18	5	2	3	3	1	2	5	3	2	15	7	8	2	1	1
Aug	31	a/	a/	3	a/	a/	3	a/	a/	5	a/	a/	15	a/	a/	1	a/	a/
Sep	32	a/	a/	4	a/	a/	3	a/	a/	4	a/	a/	15	a/	a/	1	a/	a/
Oct	30	a/	a/	3	a/	a/	3	a/	a/	4	a/	a/	15	a/	a/	1	a/	a/
Nov	27	a/	a/	3	a/	a/	3	a/	a/	1	a/	a/	15	a/	a/	1	a/	a/
Dec	31	a/	a/	3	a/	a/	3	a/	a/	4	a/	a/	14	a/	a/	1	a/	a/

End of Month	Air Transport Command			Air Proving Ground Command			Air University			Commanding General			Bolling Field Air Command			Other		
	Total	Hospital Dietitians	Physical Therapy Aides	Total	Hospital Dietitians	Physical Therapy Aides	Total	Hospital Dietitians	Physical Therapy Aides	Total	Hospital Dietitians	Physical Therapy Aides	Total	Hospital Dietitians	Physical Therapy Aides	Total	Hospital Dietitians	Physical Therapy Aides
1947																		
Jan	2	2	-	1	1	-	3	1	2	-	-	-	2	1	1	-	-	-
Feb	2	2	-	1	1	-	2	1	1	-	-	-	2	1	1	-	-	-
Mar	1	1	-	1	1	-	2	1	1	-	-	-	2	1	1	-	-	-
Apr	1	1	-	1	1	-	2	1	1	-	-	-	2	1	1	-	-	-
May	2	2	-	1	1	-	2	1	1	-	-	-	2	1	1	-	-	-
Jun	2	2	-	-	-	-	2	1	1	-	-	-	2	1	1	-	-	-
Jul	2	2	-	-	-	-	1	-	1	-	-	-	2	1	1	-	-	-
Aug	1	a/	a/	-	-	-	1	a/	a/	-	-	-	2	a/	a/	-	-	-
Sep	2	a/	a/	-	-	-	1	a/	a/	-	-	-	2	a/	a/	-	-	-
Oct	1	a/	a/	-	-	-	1	a/	a/	-	-	-	2	a/	a/	-	-	-
Nov	1	a/	a/	-	-	-	1	a/	a/	-	-	-	2	a/	a/	-	-	-
Dec	1	a/	a/	2	a/	a/	1	a/	a/	-	-	-	2	a/	a/	-	-	-

a/ Not available.

Table 34.-- NEGRO MILITARY PERSONNEL IN CONTINENTAL US, BY COMMAND: SEP 1944 THROUGH DEC 1947

End of Month	Total	First Air Force	Second Air Force	Third Air Force	Fourth Air Force	First Troop Carrier Command	Air Training Command	Air Materiel Command	Air Transport Command	(AGC, AFTAC) Air Force Center	Personnel Distribution Command	Other	
1944													
Sep	77,176	5,025	8,904	8,317	4,626	2,305	30,811	12,066	453	1,915	2,679	75	
Dec	70,649	4,630	8,250	10,186	4,058	3,211	25,546	10,325	441	1,723	1,912	367	
1945													
Mar	69,865	6,913	5,818	15,011	3,781	2,960	23,505	7,423	699	1,515	2,140	100	
End of Month	Total					Continental Air Forces	Air Training Command	Air Materiel Command	Air Transport Command	(AGC, AFTAC) Air Force Center	Personnel Distribution Command	Other	
1945													
Jun						68,742	29,902	21,963	7,779	777	1,476	2,607	4,238
Sep						68,926	31,906	19,681	11,571	878	1,434	3,432	24
Dec						43,606	14,737	16,391	5,039	770	804	4,841	1,024
1946													
Jan						41,331	12,662	15,855	3,776	617	837	5,771	1,813
Feb						35,232	15,020	13,676	3,766	410	513	92	1,755
End of Month	Total	Strategic Air Command	Tactical Air Command	Air Defense Command	Air Training Command	Air Materiel Command	Air Transport Command	Air Proving Ground Command	Air University	Personnel Distribution Command	Other		
1946													
Mar	32,400	7,417	3,935	770	13,262	2,589	782	1,503	308	85	1,755		
Apr	30,511	2,293	5,803	1,127	14,927	2,854	558	1,708	315	70	856		
May	30,871	2,862	6,007	1,330	15,452	2,627	335	1,683	480	64	31		
Jun	29,775	3,287	6,226	1,852	14,620	2,175	318	820	477	-	-		
Jul	30,759	4,639	6,055	1,704	13,873	2,357	427	1,080	451	-	173		
Aug	30,556	4,585	5,705	2,838	12,683	2,092	869	1,070	471	-	243		
Sep	29,532	4,962	5,567	2,663	11,244	1,982	1,388	1,054	314	-	358		
Oct	27,951	5,309	5,514	2,813	9,749	1,346	1,439	1,048	687	-	46		
Nov	26,418	5,839	4,671	2,242	7,469	1,070	1,238	601	582	-	706		
Dec	19,852	5,118	3,891	1,780	6,117	800	869	420	547	-	310		
End of Month	Total	Strategic Air Command	Tactical Air Command	Air Defense Command	Air Training Command	Air Materiel Command	Air Transport Command	Air Proving Ground Command	Air University	Commanding General AAF	Bolling Field Command	Other (Incl. Staging Area etc.)	
1947													
Jan	17,129	3,575	3,508	1,754	5,197	686	728	382	486	2	-	811	
Feb	14,829	3,392	3,339	1,143	4,780	647	663	351	455	-	-	59	
Mar	13,594	3,131	3,266	1,142	4,018	617	598	333	368	2	-	119	
Apr	12,641	2,716	3,122	1,233	3,729	586	504	286	328	2	-	135	
May	12,744	2,768	3,025	1,171	3,779	564	515	352	316	2	-	252	
Jun	12,931	2,763	3,254	1,491	3,620	536	561	340	346	3	-	17	
Jul	13,271	2,666	3,473	1,230	4,030	523	551	329	341	3	-	125	
Aug	14,858	2,610	3,668	1,116	5,671	493	547	317	319	3	-	114	
Sep	15,543	2,572	3,770	1,114	6,286	521	580	318	321	3	-	58	
Oct	15,872	2,720	3,944	1,114	6,057	562	648	327	335	3	-	162	
Nov	15,695	2,486	4,015	1,219	5,572	636	746	544	353	3	-	121	
Dec	15,760	3,026	4,228	1,297	4,038	929	995	549	546	3	-	149	

Table 35.-- MILITARY PERSONNEL OVERSEAS, BY THEATER OR COMMAND: MAR 1943 THROUGH DEC 1947

End of Month	Total	European Theater	Mediterranean Theater	Caribbean Air Command	Pacific Air Command USA	Far East Air Forces	Twentieth Air Force	China and India-Burma	Alaskan Air Command	Air Transport Command	Other
1943											
Mar	324,438	52,298	79,463	33,322	19,416	57,423	-	15,268	18,068	19,643	29,537
Jun	432,145	110,440	95,044	26,818	22,690	82,900	-	18,161	19,906	23,264	32,922
Sep	555,394	171,959	119,274	29,100	23,758	104,247	-	28,806	20,220	31,149	26,881
Dec	735,666	294,385	142,790	24,632	33,095	129,281	-	41,936	19,919	36,616	13,012
1944											
Mar	906,335	387,797	162,178	19,529	35,522	151,497	7,004	62,404	16,799	42,832	20,773
Jun	1,037,334	436,417	168,776	18,052	52,379	173,168	15,131	71,313	16,177	75,031	10,890
Sep	1,078,138	444,176	174,345	13,260	55,746	168,188	28,002	77,665	15,105	92,047	9,604
Dec	1,164,136	447,344	187,854	12,613	65,915	173,620	46,417	91,609	11,980	111,755	35,029
1945											
Mar	1,217,137	457,195	163,963	10,962	73,118	179,603	64,319	97,520	10,941	116,846	42,670
Jun	1,128,886	368,064	99,364	12,057	89,943	182,241	79,669	93,610	11,140	147,021	45,777
Sep	897,943	210,785	43,009	10,678	a/	256,189	90,661	84,512	10,452	138,083	53,574

End of Month	Total	European Theater (USAFE)	Mediterranean Theater	Caribbean Air Command	Pacific Air Command USA	China Theater	Alaskan Air Command	Air Transport Command	Other
1945									
Dec	385,535	67,860	3,512	5,255	173,123	51,964	5,123	50,876	27,822
1946									
Jan	277,219	54,145	2,387	3,027	129,415	23,539	3,958	39,477	21,271
Feb	207,625	52,059	3,039	4,066	88,741	16,411	3,463	27,464	12,382
Mar	172,393	47,554	2,555	4,279	71,959	7,668	2,740	35,015	623
Apr	175,035	50,286	2,944	4,534	76,841	2,826	3,796	33,017	791
May	172,276	54,614	2,701	5,793	71,063	1,437	3,631	32,211	826
Jun	158,551	50,508	2,046	6,967	63,786	922	3,822	29,779	721
Jul	158,131	48,425	959	7,934	65,758	668	4,095	29,599	693
Aug	150,357	49,896	1,036	9,653	64,759	645	4,600	19,170	598
Sep	145,422	49,484	767	10,758	57,251	691	4,618	21,289	564
Oct	134,908	44,373	811	10,300	51,852	445	5,082	21,238	807
Nov	126,766	41,333	-	9,846	50,524	342	4,754	19,190	777
Dec	113,373	33,441	-	8,150	48,704	285	4,367	17,728	698

End of Month	Total	European Theater (USAFE)	Caribbean Air Command	AAF Pacific	Air Division Army Advisory Group, China	Far East Air Force	Alaskan Air Command	Air Transport Command	Other
1947									
Jan	b/106,494	30,082	7,772	3,838	276	41,716	4,149	17,978	b/ 683
Feb	105,328	28,332	7,317	3,772	359	42,260	5,318	17,970	-
Mar	103,017	27,536	6,957	e/4,627	215	40,557	5,632	17,493	-
Apr	101,233	26,617	6,971	3,742	d/	40,585	6,117	17,201	-
May	99,805	26,000	6,793	3,537	d/	39,775	6,725	16,975	-
Jun	99,601	25,829	6,828	3,650	d/	39,095	6,882	17,317	-
Jul	99,286	25,172	7,028	3,769	d/	38,754	7,280	17,283	-
Aug	98,416	23,865	7,003	3,686	d/	38,690	7,546	17,626	-
Sep	98,197	22,420	6,961	3,872	d/	39,167	8,001	17,776	-
Oct	98,669	21,813	7,100	4,023	d/	39,580	8,266	17,887	-
Nov	99,111	21,568	7,741	4,043	d/	39,459	8,309	17,991	-
Dec	100,638	21,053	7,887	4,111	d/	40,697	8,759	18,131	-

a/ Included in Far East Air Forces beginning with July 1945.--

b/ Includes 683 in SAC (Foreign)

c/ Initial personnel report for Seventh Air Force.

d/ No strength following inactivation of the 332 Troop Carrier Squadron, 10 April 1947.

Table 36.-- OFFICERS OVERSEAS, BY THEATER OR COMMAND: MAR 1943 THROUGH DEC 1947

End of Month	Total	European Theater	Mediterranean Theater	Caribbean Air Command	Pacific Ocean Areas	Far East Air Forces	Twentieth Air Force	China and India Burma	Alaskan Air Command	Air Transport Command	Other
1943											
Mar	37,209	5,988	9,315	3,208	2,068	6,116	-	1,949	1,961	3,001	3,603
Jun	49,457	12,018	11,810	2,734	2,007	8,813	-	2,465	2,022	3,734	3,854
Sep	62,254	18,204	14,929	3,088	2,223	10,939	-	3,681	1,847	4,681	2,662
Dec	81,072	30,796	17,893	2,650	3,414	13,229	-	4,457	1,847	5,816	970
1944											
Mar	104,864	46,565	20,050	2,023	3,887	14,979	572	6,821	1,607	6,734	1,626
Jun	128,245	59,073	21,395	1,701	5,553	16,569	2,271	8,186	1,612	11,003	882
Sep	137,398	61,611	23,486	1,454	6,095	17,360	2,846	9,892	1,609	12,433	612
Dec	153,545	63,757	22,752	1,412	7,214	19,779	5,891	11,645	1,309	16,565	3,221
1945											
Mar	165,492	66,462	23,809	1,450	7,595	20,314	9,101	12,575	1,315	18,699	4,172
Jun	141,893	45,311	11,479	1,429	9,417	21,168	11,514	12,179	1,354	23,441	4,601
Sep	111,236	22,779	4,504	1,316	g/	29,793	13,107	10,359	1,244	22,510	5,624
End of Month	Total	European Theater	Mediterranean Theater	Caribbean Air Command	Pacific Ocean Areas	Far East Air Forces	Twentieth Air Force	China and India Burma	Alaskan Air Command	Air Transport Command	Other
1945											
Dec	53,395	9,119	444	942	22,883	4,965	710	10,458	3,874		
1946											
Jan	46,440	9,113	422	778	20,442	2,532	578	8,870	3,705		
Feb	38,363	8,483	247	746	16,593	1,948	529	7,112	2,705		
Mar	32,530	8,323	215	713	12,860	1,112	482	6,621	204		
Apr	30,467	8,149	199	708	12,081	751	419	7,997	163		
May	27,500	7,501	160	722	10,109	458	418	7,994	138		
Jun	22,826	6,176	165	749	8,102	361	386	6,775	112		
Jul	21,570	5,668	59	1,072	7,897	234	409	6,131	100		
Aug	18,545	6,746	72	1,103	6,957	240	466	2,846	115		
Sep	19,130	6,579	68	1,177	7,335	286	465	3,140	80		
Oct	18,932	6,232	19	1,209	7,732	147	518	2,931	144		
Nov	18,611	6,100	-	1,216	7,435	106	574	3,031	149		
Dec	18,032	5,399	-	1,175	7,485	94	608	3,114	157		
End of Month	Total	European Theater (USAFE)	Caribbean Air Command	AAF Pacific	Air Division Army Advisory Group, China	Far East Air Force	Alaskan Air Command	Air Transport Command	Other		
1947											
Jan	16,794	4,865	1,178	638	89	6,201	605	3,081	h/ 137		
Feb	15,944	4,599	1,165	627	83	5,734	734	3,002	-		
Mar	15,396	4,534	1,187	g/ 651	55	5,429	760	2,780	-		
Apr	14,009	4,093	1,135	570	g/	4,886	719	2,606	-		
May	13,208	3,630	1,068	524	g/	4,793	748	2,445	-		
Jun	13,105	3,528	1,068	534	g/	4,825	705	2,445	-		
Jul	12,911	3,386	1,040	529	g/	4,828	709	2,419	-		
Aug	12,572	2,994	1,028	528	g/	4,827	724	2,471	-		
Sep	12,833	2,843	1,016	548	g/	5,137	784	2,505	-		
Oct	12,677	2,739	1,023	552	g/	5,090	775	2,498	-		
Nov	12,539	2,631	1,083	551	g/	4,965	788	2,521	-		
Dec	12,419	2,510	1,084	569	g/	4,935	825	2,496	-		

g/ Included in Far East Air Forces beginning July 1945.

h/ Includes 137 in Strategic Air Command (Foreign)

g/ Initial Personnel report for Seventh Air Force.

d/ No strength following inactivation of the 332 Troop Carrier Squadron, 10 April 1947.

Table 37.-- ENLISTED PERSONNEL OVERSEAS, BY THEATER OR COMMAND: MAR 1943 THROUGH DEC 1947

End of month	Total	European Theater	Mediterranean Theater	Caribbean Air Command	Pacific Ocean Areas	Far East Air Forces	Twentieth Air Force	China and India Burma	Alaskan Air Command	Air Transport Command	Other
1943											
Mar . . .	287,229	46,310	70,148	30,114	17,348	51,307	-	13,319	16,107	16,642	25,934
Jun . . .	382,688	58,422	83,234	24,084	20,683	74,087	-	15,696	17,884	19,530	29,068
Sep . . .	493,140	153,755	104,345	26,012	21,535	93,308	-	25,125	18,373	26,468	24,219
Dec . . .	654,594	263,589	124,897	21,982	29,681	116,052	-	37,479	18,072	30,800	12,042
1944											
Mar . . .	801,471	341,232	142,128	17,506	31,635	136,518	6,432	55,583	15,192	36,098	19,147
Jun . . .	909,089	377,344	147,381	16,351	46,826	156,599	12,860	63,127	14,565	64,028	10,008
Sep . . .	940,740	382,565	150,859	11,806	49,651	150,828	25,156	67,773	13,496	79,614	8,992
Dec . . .	1,010,591	383,587	145,102	11,201	58,701	153,841	40,526	79,964	10,671	95,190	31,808
1945											
Mar . . .	1,051,645	390,733	140,154	9,512	65,523	159,289	55,218	84,945	9,626	98,147	38,498
Jun . . .	986,993	322,753	87,885	10,628	80,526	161,073	68,155	81,431	9,786	123,580	41,176
Sep . . .	786,707	188,006	38,505	9,362	a/	226,396	77,554	74,153	9,208	115,573	47,950
End of Month	Total	European Theater	Mediterranean Theater	Caribbean Air Command	Pacific Air Command	China Theater	Alaskan Air Command	Air Transport Command	Other		
1945 (Cont'd)											
Dec	332,140	58,741	3,068	4,313	150,240	46,999	4,413	40,418	23,948		
1946											
Jan	230,779	45,032	1,965	2,249	108,973	21,007	3,380	30,607	17,566		
Feb	169,262	43,576	2,792	3,320	72,148	14,463	2,934	20,352	9,677		
Mar	139,863	39,231	2,340	3,566	59,099	6,556	2,258	26,394	419		
Apr	144,568	42,137	2,745	3,826	64,760	2,075	3,377	25,020	628		
May	144,776	47,113	2,541	5,071	60,954	979	3,213	24,217	688		
Jun	135,725	44,332	1,881	6,218	55,684	561	3,436	23,004	609		
Jul	136,561	42,757	900	6,862	57,861	434	3,686	23,468	593		
Aug	131,812	43,150	964	8,550	57,802	405	4,134	16,324	483		
Sep	126,292	42,905	699	9,581	49,916	405	4,153	18,149	484		
Oct	115,976	38,141	792	9,091	44,120	298	4,564	18,307	663		
Nov	108,155	35,233	-	8,630	43,089	236	4,180	16,159	628		
Dec	95,341	28,042	-	6,975	41,219	191	3,759	14,614	541		
End of month	Total	European Theater (USAFE)	Caribbean Air Command	AAP Pacific	Air Division Army Advisory Group, China	Far East Air Force	Alaskan Air Command	Air Transport Command	Other		
1947											
Jan	89,700	25,217	6,594	3,200	187	35,515	3,544	14,897	b/ 546		
Feb	89,384	23,733	6,152	3,145	276	36,526	4,584	14,968	-		
Mar	87,621	23,002	5,770	g/ 3,976	160	35,128	4,872	14,713	-		
Apr	87,224	22,524	5,836	3,172	d/	35,699	5,398	14,595	-		
May	86,597	22,370	5,725	3,013	d/	34,982	5,977	14,530	-		
Jun	86,496	22,301	5,760	3,116	d/	34,270	6,177	14,872	-		
Jul	86,375	21,786	5,988	3,240	d/	33,926	6,571	14,864	-		
Aug	85,844	20,871	5,975	3,158	d/	33,863	6,822	15,155	-		
Sep	85,364	19,577	5,945	3,324	d/	34,030	7,217	15,271	-		
Oct	85,992	19,074	6,077	3,471	d/	34,490	7,491	15,389	-		
Nov	86,572	18,937	6,658	3,492	d/	34,494	7,521	15,470	-		
Dec	88,219	18,543	6,803	3,542	d/	35,762	7,934	15,635	-		

a/ Included in Far East Air Forces beginning with July 1945.

b/ Includes 546 personnel in Strategic Air Command (Foreign).

c/ Initial personnel report for Seventh Air Force.

d/ No strength following inactivation of the 332 Troop Carrier Squadron, 10 April 1947.

Table 38.-- ASWAF WOMEN'S ARMY CORPS PERSONNEL OVERSEAS. BY THEATER OR COMMAND: JUN 1944 THROUGH DEC 1947

End of Month	Total	European Theater	Mediterranean Theater	Caribbean Air Command	Pacific Ocean Areas	Far East Air Force	Twentieth Air Force	China and India-Burma	Alaskan Air Command	Air Transport Command	Other
1944											
Jun.	3,708	2,488	378	-	-	-	-	-	-	836	6
Sep.	5,244	2,594	428	-	2	3	-	164	-	1,898	155
Dec.	6,772	2,683	415	-	3	448	-	267	-	2,708	248
1945											
Mar.	7,384	2,670	414	-	4	1,082	-	280	-	2,622	312
Jun.	7,366	2,484	297	-	4	1,019	1	268	-	2,902	391
Sep.	5,297	1,535	3	-	a/	776	10	287	-	2,391	295
End of Month	Total	European Theater	Mediterranean Theater	Caribbean Air Command	Pacific Air Command	China Theater	Alaskan Air Command	Air Transport Command	Other		
1945											
Dec.	1,680	252	-	-	11	68	-	1,211	138		
1946											
Jan.	1,192	191	-	-	4	46	-	833	118		
Feb.	948	213	-	-	4	30	-	611	90		
Mar.	821	133	-	-	4	15	-	669	-		
Apr.	615	171	-	-	6	12	-	426	-		
May.	529	92	-	-	5	6	-	426	-		
Jun.	622	235	-	-	5	6	-	376	-		
Jul.	520	200	-	-	3	-	-	317	-		
Aug.	198	182	-	-	3	-	-	13	-		
Sep.	294	273	-	-	3	-	-	18	-		
Oct.	306	290	-	-	3	-	-	13	-		
Nov.	288	265	-	-	3	-	-	20	-		
Dec.	328	236	-	-	73	4	-	15	-		
End of Month	Total	European Theater	Caribbean Air Command	AAF Pacific	Air Division Army Advisory Group, China	Far East Air Force	Alaskan Air Command	Air Transport Command	Other		
1947											
Jan.	403	237	147	-	-	4	-	15	-		
Feb.	406	238	148	-	-	4	-	16	-		
Mar.	404	236	146	b/	-	4	-	18	-		
Apr.	509	349	142	-	g/	2	-	16	-		
May.	506	349	139	-	g/	2	-	16	-		
Jun.	504	341	145	1	g/	3	-	14	-		
Jul.	499	345	141	-	g/	3	-	10	-		
Aug.	487	338	139	-	g/	3	-	7	-		
Sep.	482	331	136	1	g/	3	1	10	-		
Oct.	480	333	131	1	g/	3	1	11	-		
Nov.	473	330	129	1	g/	3	1	9	-		
Dec.	468	325	129	1	g/	3	1	9	-		

a/ Included with Far East Air Forces beginning with July 1945.

b/ Initial personnel report for Seventh Air Force.

g/ No strength following inactivation of the 332 Troop Carrier Squadron, 10 April 1947.

Table 38.-- ASWAF WOMEN'S ARMY CORPS PERSONNEL OVERSEAS, BY THEATER OR COMMAND:
JUN 1944 THROUGH DEC 1947 -- Continued

End of Month	Total	European Theater	Caribbean Air Command	AAF Pacific	Army Advisory Group China	Far East Air Forces	Alaskan Air Command	Air Transport Command	Other
Officers									
1947									
Jan	39	17	8	-	-	4	-	10	-
Feb	46	23	8	-	-	4	-	11	-
Mar	49	25	8	b/	-	4	-	12	-
Apr	50	30	8	-	-	2	-	10	-
May	52	32	8	-	e/e/	2	-	10	-
Jun	50	29	8	1	e/e/	3	-	9	-
Jul	47	32	7	-	e/e/	3	-	5	-
Aug	44	31	7	-	e/e/	3	-	3	-
Sep	47	31	7	1	e/e/	3	1	4	-
Oct	48	31	7	1	e/e/	3	1	5	-
Nov	49	31	8	1	e/	3	1	5	-
Dec	47	29	8	1	e/	3	1	5	-
Enlisted									
1947									
Jan	364	220	139	-	-	-	-	5	-
Feb	360	215	140	-	-	-	-	5	-
Mar	355	211	138	b/	-	-	-	6	-
Apr	459	319	134	-	-	-	-	6	-
May	454	317	131	-	e/e/	-	-	6	-
Jun	454	312	137	-	e/e/	-	-	5	-
Jul	452	313	134	-	e/e/	-	-	5	-
Aug	443	307	132	-	e/e/	-	-	4	-
Sep	435	300	129	-	e/e/	-	-	6	-
Oct	432	302	124	-	e/e/	-	-	6	-
Nov	424	299	121	-	e/	-	-	4	-
Dec	421	296	121	-	e/	-	-	4	-

Table 39.-- NEGRO MILITARY PERSONNEL OVERSEAS, BY THEATER OR COMMAND: SEP 1942 THROUGH DEC 1947

End of Month	Total	European Theater	Mediterranean Theater	Pacific Ocean Areas	Far East Air Forces	Twentieth Air Force	China and India-Burma	Alaskan Air Command	Air Transport Command	Other
1942										
Sep.	4,982	3,174	1,319	489	-	-	-	-	-	-
Dec.	10,033	4,457	4,777	799	-	-	-	-	-	-
1943										
Mar.	16,476	6,738	5,785	2,009	1,944	-	-	-	-	-
Jun.	24,649	7,151	6,303	2,999	7,133	-	1,063	-	-	-
Sep.	34,836	10,559	8,237	2,741	10,316	-	2,983	-	-	-
Dec.	42,579	8,052	11,093	2,349	14,946	-	5,977	-	-	162
1944										
Mar.	50,448	9,386	12,771	2,376	18,141	1,150	6,454	-	-	170
Jun.	58,662	10,093	13,379	5,698	22,620	377	6,331	-	-	164
Sep.	63,552	10,518	12,924	9,248	18,399	2,664	6,965	-	2,666	168
Dec.	67,157	11,012	13,015	10,262	20,027	647	7,904	165	3,959	166
1945										
Mar.	66,962	11,105	12,016	11,562	19,530	534	7,922	168	3,894	231
Jun.	71,220	11,905	9,715	16,677	19,698	1,028	7,702	164	4,676	155
Sep.	64,521	7,733	4,295	a/	37,230	2,533	6,780	145	5,662	143

End of Month	Total	European Theater	Mediterranean Theater	Pacific Air Command USA	China Theater	Alaskan Air Command	Air Transport Command	Other
1945								
Dec.	25,410	2,139	825	18,360	2,779	40	1,131	136
1946								
Jan.	19,332	2,198	298	13,866	1,808	-	1,052	110
Feb.	13,774	2,391	210	9,665	912	-	596	-
Mar.	10,158	2,443	186	6,713	609	-	207	-
Apr.	13,387	3,021	1,042	8,377	-	-	947	-
May.	14,179	3,480	1,179	8,367	-	-	1,153	-
Jun.	13,205	3,701	1,159	7,037	-	-	1,308	-
Jul.	14,271	4,214	913	7,979	-	-	1,165	-
Aug.	12,581	4,132	974	7,021	-	-	454	-
Sep.	11,019	3,719	694	6,111	-	-	495	-
Oct.	10,788	3,360	800	5,436	-	712	480	-
Nov.	10,534	3,258	-	5,897	-	900	479	-
Dec.	10,131	3,238	-	5,571	-	870	452	-

End of Month	Total	European Theater (USAFE)	Caribbean Air Command	AAF Pacific	Air Division Army Advisory Group, China	Far East Air Force	Alaskan Air Command	Air Transport Command	Other
1947									
Jan.	8,630	2,694	-	546	-	4,194	829	367	-
Feb.	8,572	2,327	-	570	-	4,461	928	286	-
Mar.	8,481	2,122	-	b/ 535	-	4,691	907	226	-
Apr.	8,659	2,064	-	521	g/	4,792	1,078	204	-
May.	8,303	2,027	-	477	g/	4,675	921	203	-
Jun.	8,312	2,066	-	463	g/	4,700	888	195	-
Jul.	8,340	1,881	-	568	g/	4,706	998	187	-
Aug.	8,335	1,824	-	580	g/	4,719	1,027	185	-
Sep.	7,962	1,617	-	571	g/	4,609	976	189	-
Oct.	7,815	1,579	-	577	g/	4,475	1,020	164	-
Nov.	7,712	1,567	-	538	g/	4,429	1,013	165	-
Dec.	7,672	1,546	-	507	g/	4,489	961	169	-

a/ Included in Far East Air Forces beginning July 1945

b/ Initial personnel report for Seventh Air Force.

g/ No strength following inactivation of the 332 Troop Carrier Squadron, 10 April 1947.

Table 40.-- ACCESSIONS TO ENLISTED STRENGTH BY SELECTIVE SERVICE AND ENLISTMENTS IN REGULAR ARMY:
1944 THROUGH 1947

(Includes AF Enlistments at all AF Stations and Army Stations)

Year and month	Total Selective Service and Regular Army Enlistments	Selective Service			Regular Army Enlistments					Enlistments By Type (3, 4, or 5 Years)		
		Total	White	Colored	Total	Five Year	Four Year	Three Year	Less Than Three Years	Original (No Prior Service)	Enlistments (Prior AUS Service)	Re-Enlistments (Prior Regular Service)
Total	832,835	286,052^a	241,754	34,298	546,783^a	2,754	451	354,713	188,864^c	45,068^d	20,239^b	11,842^b
Annually												
1944	149,292	149,292	130,210	19,082	-	-	-	-	-	-	-	-
1945	280,458	118,042 ^a	93,877	14,165	162,416	-	-	85,554	76,882	^b / _b	^b / _b	^b / _b
1946	284,207	18,718 ^a	17,667	1,051	265,489	-	-	160,172	105,317 ^c	^b / _b	^b / _b	^b / _b
1947	118,878	-	-	-	118,878 ^a	2,754	451	109,007	6,665 ^c	45,068 ^b	20,239 ^b	11,842 ^b
Monthly												
1944												
Jan	19,127	19,127	16,357	2,770	-	-	-	-	-	-	-	-
Feb	22,197	22,197	19,427	2,770	-	-	-	-	-	-	-	-
Mar	18,621	18,621	17,629	992	-	-	-	-	-	-	-	-
Apr	20,813	20,813	19,888	925	-	-	-	-	-	-	-	-
May	12,387	12,387	11,465	922	-	-	-	-	-	-	-	-
Jun	12,500	12,500	11,578	922	-	-	-	-	-	-	-	-
Jul	14,210	14,210	13,246	964	-	-	-	-	-	-	-	-
Aug	14,779	14,779	6,445	8,334	-	-	-	-	-	-	-	-
Sep	5,645	5,645	5,174	471	-	-	-	-	-	-	-	-
Oct	2,714	2,714	2,712	2	-	-	-	-	-	-	-	-
Nov	2,250	2,250	2,245	5	-	-	-	-	-	-	-	-
Dec	4,049	4,049	4,044	5	-	-	-	-	-	-	-	-
1945												
Jan	5,069	5,069	5,069	-	-	-	-	-	-	-	-	-
Feb	6,928	6,928	6,928	-	-	-	-	-	-	-	-	-
Mar	11,683	11,683	10,380	1,303	-	-	-	-	-	-	-	-
Apr	9,129	9,129	6,959	2,170	-	-	-	-	-	-	-	-
May	6,910	6,910	4,927	1,983	-	-	-	-	-	-	-	-
Jun	17,037	17,037	14,938	2,099	-	-	-	-	-	-	-	-
Jul	21,687	21,687	19,561	2,126	-	-	-	-	-	-	-	-
Aug	13,274	13,274	11,258	2,016	-	-	-	-	-	-	-	-
Sep	14,705	10,000 ^a	-	-	4,705	-	-	3,978	727	^b / _b	^b / _b	^b / _b
Oct	35,573	8,308	6,953	1,355	27,265	-	-	19,597	7,668	^b / _b	^b / _b	^b / _b
Nov	78,790	3,687	3,116	571	75,103	-	-	36,622	38,481	^b / _b	^b / _b	^b / _b
Dec	59,673	4,330	3,788	542	55,343	-	-	25,337	30,006	^b / _b	^b / _b	^b / _b
1946												
Jan	57,986	2,749	2,731	18	55,237	-	-	27,531	27,706	^b / _b	^b / _b	^b / _b
Feb	49,463	2,136	2,085	51	47,327	-	-	22,347	24,980	^b / _b	^b / _b	^b / _b
Mar	38,251	2,284	2,224	60	35,967	-	-	17,046	18,921	^b / _b	^b / _b	^b / _b
Apr	32,842	7,107	6,637	470	25,735	-	-	11,544	14,191	^b / _b	^b / _b	^b / _b
May	19,994	4,106	3,655	451	15,888	-	-	10,369	5,519	^b / _b	^b / _b	^b / _b
Jun	17,178	22	22	0	17,156	-	-	15,156	2,000 ^g	^b / _b	^b / _b	^b / _b
Jul	12,487	22	21	1	12,465	-	-	10,465	2,000 ^g	^b / _b	^b / _b	^b / _b
Aug	11,984	8	8	0	11,976	-	-	9,976	2,000 ^g	^b / _b	^b / _b	^b / _b
Sep	13,638	85	85	0	13,553	-	-	11,553	2,000 ^g	^b / _b	^b / _b	^b / _b
Oct	13,386	138	138	0	13,248	-	-	11,248	2,000 ^g	^b / _b	^b / _b	^b / _b
Nov	8,526	59	59	0	8,467	-	-	6,467	2,000 ^g	^b / _b	^b / _b	^b / _b
Dec	8,472	2	2	0	8,470	-	-	6,470	2,000 ^g	^b / _b	^b / _b	^b / _b
1947												
Jan	15,284	-	-	-	15,284	-	-	13,284	2,000 ^g	^b / _b	^b / _b	^b / _b
Feb	10,603	-	-	-	10,603	-	-	8,603	2,000 ^g	^b / _b	^b / _b	^b / _b
Mar	8,392	-	-	-	8,392	-	-	7,292	1,100	^b / _b	^b / _b	^b / _b
Apr	6,086	-	-	-	6,086	-	-	5,886	200	^b / _b	^b / _b	^b / _b
May	5,923	-	-	-	5,923	-	-	5,713	210	2,618	1,932	1,163
Jun	10,352	-	-	-	10,352	-	-	10,142	210	5,468	2,996	1,678
Jul	13,023	-	-	-	13,023	350	57	12,233	383	7,446	3,293	1,901
Aug	11,428	-	-	-	11,428 ^a	465	82	10,680	200	7,582 ^d	2,252	1,394
Sep	10,207	-	-	-	10,207	468	85	9,532	122	6,292	2,391	1,402
Oct	10,407	-	-	-	10,407	500	79	9,728	100	5,928	2,844	1,536
Nov	8,557	-	-	-	8,557	489	73	7,924	71	4,907	2,242	1,337
Dec	8,616	-	-	-	8,616	482	75	7,990	69	4,827	2,289	1,431

^a/ Includes 10,000 (estimated) for which no race breakdown is available.

^b/ Not available.

^c/ Estimated, June 1946 through February 1947.

^d/ Includes one 6 year enlistee.

Source: Director of Military Personnel, Personnel Requirements and Analysis Branch.

Table 41.-- MILITARY PERSONNEL LOST THROUGH TRANSFER TO SEPARATION CENTERS, BY CAUSE OF SEPARATION:
MAY 1945 THROUGH DEC 1947

Year and Month	All Causes			Under Readjustment Regulations			Other Causes ^{b/}		
	Total	Officers	Enlisted Personnel	Total	Officers	Enlisted Personnel	Total	Officers	Enlisted Personnel
Total (May '45-Jul '47)	2,162,707	356,940	1,805,767	1,529,073	278,093	1,250,980	633,634	78,847	554,787
Annually									
1945 (May-Dec)	1,228,969	220,303	1,008,666	891,498	188,972	702,526	337,471	31,331	306,140
1946	857,713	129,616	728,097	604,407	85,621	518,786	253,306	43,995	209,311
1947 (Jan-Jul)	76,025	7,021	69,004	33,168	3,500	29,668	42,857	3,521	39,336
Monthly									
1945 May	16,511	5,379	11,132	14,257	4,699	9,558	2,254	680	1,574
Jun	22,152	5,304	16,848	16,048	4,233	11,815	6,104	1,071	5,033
Jul	30,822	9,837	20,985	19,873	8,252	11,621	10,949	1,585	9,364
Aug	42,030	9,480	32,550	29,528	7,317	22,211	12,502	2,163	10,339
Sep	232,946	57,392	175,554	185,641	53,098	132,543	47,305	4,294	43,011
Oct	354,062	70,031	284,031	255,910	62,213	193,697	98,152	7,818	90,334
Nov	324,425	36,498	287,927	220,665	30,833	189,832	107,760	5,665	98,095
Dec	206,021	26,382	179,639	149,576	18,327	131,249	56,445	8,055	48,390
1946 Jan	190,000	31,037	158,963	148,918	20,522	128,396	41,082	10,515	30,567
Feb	316,735	30,757	285,978	193,499	16,691	176,808	123,236	14,066	109,170
Mar	108,273	14,084	94,189	83,833	9,306	74,527	24,440	4,778	19,662
Apr	55,590	9,938	45,652	40,443	7,028	33,415	15,147	2,910	12,237
May	41,504	7,839	33,665	28,703	5,078	23,625	12,801	2,761	10,040
Jun	29,723	6,929	22,794	19,600	4,005	15,595	10,123	2,924	7,199
Jul	21,739	7,391	14,348	13,383	4,713	8,670	8,356	2,678	5,678
Aug	18,403	4,322	14,081	11,149	3,046	8,103	7,254	1,276	5,978
Sep	10,459	1,611	8,848	7,421	1,178	6,243	3,038	433	2,605
Oct	15,377	5,078	10,299	12,105	3,900	8,205	3,272	1,178	2,094
Nov	31,527	9,555	21,972	29,020	9,111	19,909	2,507	444	2,063
Dec	18,383	1,075	17,308	16,333	1,043	15,290	2,050	32	2,018
1947 Jan	20,248	639	19,609	14,637	612	14,025	5,611	27	5,584
Feb	13,410	1,076	12,334	7,872	1,032	6,840	5,538	44	5,494
Mar	11,262	873	10,389	3,753	701	3,052	7,509	172	7,337
Apr	6,807	858	5,949	2,400	354	2,046	4,407	504	3,903
May	9,346	1,315	8,031	752	245	507	8,594	1,870	7,524
Jun	8,288	1,707	6,581	2,139	374	1,765	6,149	1,333	4,816
Jul	6,664	553	6,111	1,615	182	1,433	5,049	371	4,678
Aug	a/	a/	a/	a/	a/	a/	a/	a/	a/
Sep	a/	a/	a/	a/	a/	a/	a/	a/	a/
Oct	a/	a/	a/	a/	a/	a/	a/	a/	a/
Nov	a/	a/	a/	a/	a/	a/	a/	a/	a/
Dec	a/	a/	a/	a/	a/	a/	a/	a/	a/

a/ Prior to 1 August 1947 personnel in process of separation were not chargeable to the AAF Troop Basis, hence transfers to separation centers constituted a loss to the AAF. Subsequent to 1 August 1947 personnel in process of separation were chargeable to the Air Force personnel ceiling, consequently transfers to separation centers did not constitute a loss to Air Force strength and statistics on these transfers are not significant.

b/ Dependency, hardship, convenience of the government, etc.

Table 42.-- MILITARY PERSONNEL LOST THROUGH TRANSFER TO AIR FORCE AND WAR DEPARTMENT SEPARATION CENTERS:
MAY 1945 THROUGH DEC 1947

Year and Month	All Centers			Air Force Centers			War Department Centers		
	Total	Officers	Enlisted Personnel	Total	Officers	Enlisted Personnel	Total	Officers	Enlisted Personnel
Total									
(May'45-Jun'47)	2,162,707	356,940	1,805,767	1,240,164	203,498	1,036,666	922,543	153,442	769,101
Annually									
1945 (May-Dec)	1,228,969	220,303	1,008,666	584,322	118,439	465,883	644,647	101,864	542,783
1946	857,713	129,616	728,097	615,044	81,353	533,691	242,669	48,263	194,406
1947 (Jan-Jun)	76,025	7,021	69,004	40,798	3,706	37,092	35,227	3,315	31,912
Monthly									
1945 May	16,511	5,379	11,132	1,253	489	764	15,258	4,890	10,368
Jun	22,152	5,304	16,848	1,352	645	707	20,800	4,659	16,141
Jul	30,822	9,837	20,985	1,385	689	696	29,437	9,148	20,289
Aug	42,030	9,480	32,550	1,302	675	627	40,728	8,805	31,923
Sep	232,946	57,392	175,554	61,108	18,521	42,587	171,838	38,871	132,967
Oct	354,062	70,031	284,031	253,879	57,086	196,793	100,183	12,945	87,238
Nov	324,425	36,498	287,927	180,514	24,513	156,001	143,911	11,985	131,926
Dec	206,021	26,382	179,639	83,529	15,821	67,708	122,492	10,561	111,931
1946 Jan	190,000	31,037	158,963	137,203	17,500	119,703	52,797	13,537	39,260
Feb	316,735	30,757	285,978	258,316	23,189	235,127	58,419	7,568	50,851
Mar	108,273	14,084	94,189	70,092	8,274	61,818	38,181	5,810	32,371
Apr	55,590	9,938	45,652	40,425	6,231	34,194	15,165	3,707	11,458
May	41,504	7,839	33,665	26,287	5,082	21,205	15,217	2,757	12,460
Jun	29,723	6,929	22,794	18,565	4,687	13,878	11,158	2,242	8,916
Jul	21,739	7,391	14,348	8,465	2,877	5,588	13,274	4,514	8,760
Aug	18,403	4,322	14,081	10,529	2,088	8,441	7,874	2,234	5,640
Sep	10,459	1,611	8,848	6,526	915	5,611	3,933	696	3,237
Oct	15,377	5,078	10,299	4,158	1,913	2,245	11,219	3,165	8,054
Nov	31,527	9,555	21,972	24,211	8,201	16,010	7,316	1,354	5,962
Dec	18,383	1,075	17,308	10,267	396	9,871	8,116	679	7,437
1947 Jan	20,248	639	19,609	12,176	134	12,042	8,072	505	7,567
Feb	13,410	1,076	12,334	6,405	91	6,314	7,005	985	6,020
Mar	11,262	873	10,389	3,288	126	3,162	7,924	747	7,227
Apr	6,807	858	5,949	3,364	443	2,921	3,443	415	3,028
May	9,346	1,315	8,031	6,333	982	5,351	3,013	333	2,680
Jun	8,288	1,707	6,581	4,362	1,542	2,820	3,926	165	3,761
Jul	6,664	553	6,111	4,870	388	4,482	1,794	165	1,629
Aug	a/	a/	a/	a/	a/	a/	a/	a/	a/
Sep	a/	a/	a/	a/	a/	a/	a/	a/	a/
Oct	a/	a/	a/	a/	a/	a/	a/	a/	a/
Nov	a/	a/	a/	a/	a/	a/	a/	a/	a/
Dec	a/	a/	a/	a/	a/	a/	a/	a/	a/

a/ Prior to 1 August 1947 personnel in process of separation were not chargeable to the AAF Troop Basis, hence transfers to separation centers constituted a loss to the AAF. Subsequent to 1 August 1947 personnel in process of separation were chargeable to the Air Force personnel ceiling, consequently transfers to separation centers did not constitute a loss to Air Force strength and statistics on these transfers are not significant.

Table 43.-- MILITARY PERSONNEL SHIPPED OVERSEAS, BY THEATER OR COMMAND OF DESTINATION AND

Year and Quarter	Total	Officers	Enlisted Personnel	Total	Officers	Enlisted Personnel	Total	Officers	Enlisted Personnel
	All Theaters			European Theater			Mediterranean Theater		
Total	1,649,585	291,569	1,358,016	551,214	110,072	441,142	221,718	50,376	171,342
Annually									
1943	506,973	67,738	439,235	226,391	27,086	199,305	94,129	15,569	78,560
1944	636,429	138,142	498,287	223,499	63,116	160,383	109,387	29,342	80,045
1945	318,418	65,888	252,530	58,245	14,761	43,484	15,105	5,409	9,696
1946	149,214	17,009	132,205	42,488	4,979	37,509	3,097	56	3,041
1947	38,551	2,792	35,759	591	130	461	a/	a/	a/
Quarterly									
1943 1st Qtr.	62,371	9,348	53,023	8,633	1,488	7,145	31,269	3,951	27,318
2nd Qtr.	132,295	17,171	115,124	65,259	6,803	58,456	20,905	4,123	16,782
3rd Qtr.	128,939	16,582	112,357	58,689	6,849	51,840	18,742	2,741	16,001
4th Qtr.	183,368	24,637	158,731	93,810	11,946	81,864	23,213	4,754	18,459
1944 1st Qtr.	214,804	33,623	181,181	102,566	17,854	84,712	43,303	7,563	35,740
2nd Qtr.	147,724	35,344	112,380	59,976	18,509	41,467	20,180	6,005	14,175
3rd Qtr.	130,370	33,416	96,954	34,189	14,539	19,650	26,077	8,467	17,610
4th Qtr.	143,531	35,759	107,772	26,768	12,214	14,554	19,827	7,307	12,520
1945 1st Qtr.	123,948	32,016	91,932	38,813	12,228	26,585	12,607	4,507	8,100
2nd Qtr.	97,701	18,678	79,023	4,597	1,718	2,879	2,438	880	1,558
3rd Qtr.	60,580	11,771	48,809	186	110	76	20	13	7
4th Qtr.	36,189	3,423	32,766	14,649	705	13,944	40	9	31
1946 1st Qtr.	45,106	3,639	41,467	19,455	1,026	18,429	3,074	49	3,025
2nd Qtr.	39,757	4,698	35,059	13,691	1,643	12,048	21	5	16
3rd Qtr.	47,206	6,981	40,225	7,941	2,219	5,722	e/ 2	e/ 2	e/ -
4th Qtr.	17,145	1,691	15,454	1,401	91	1,310	e/ 2	e/ 2	e/ -
1947 1st Qtr.	12,408	694	11,714	95	16	79	e/	e/	e/
2nd Qtr.	9,153	563	8,590	245	51	194	e/	e/	e/
3rd Qtr.	9,896	863	9,033	197	35	162	e/	e/	e/
4th Qtr.	7,094	672	6,422	54	28	26	e/	e/	e/
	Far East Air Forces			Twentieth Air Force			China and India-Burma		
Total . .	276,716	41,287	235,429	79,646	14,057	65,589	129,910	20,386	109,524
Annually									
1943	80,865	10,487	70,378	-	-	-	35,330	4,098	31,232
1944	90,819	13,498	77,321	32,095	4,506	27,589	71,676	10,808	60,868
1945	79,791	15,459	64,332	47,551	9,551	38,000	22,371	5,324	17,047
1946	a/	a/	a/	a/	a/	a/	533	156	377
1947	25,241	1,843	23,398	a/	a/	a/	e/	e/	e/
Quarterly									
1943 1st Qtr.	7,007	1,224	5,783	-	-	-	3,117	635	2,482
2nd Qtr.	21,353	3,007	18,346	-	-	-	3,530	574	2,956
3rd Qtr.	20,503	2,832	17,671	-	-	-	13,304	1,491	11,813
4th Qtr.	32,002	3,424	28,578	-	-	-	15,379	1,398	13,981
1944 1st Qtr.	31,032	3,047	27,985	-	-	-	23,408	2,559	20,849
2nd Qtr.	24,409	3,275	21,134	2,266	1,020	1,246	14,415	2,448	11,967
3rd Qtr.	18,444	3,105	15,339	6,783	365	6,418	11,134	2,361	8,773
4th Qtr.	16,934	4,071	12,863	23,046	3,121	19,925	22,719	3,440	19,279
1945 1st Qtr.	13,574	3,850	9,724	14,956	3,460	11,496	11,749	2,349	9,400
2nd Qtr.	19,393	3,807	15,586	23,229	3,936	19,293	6,590	1,989	4,601
3rd Qtr.	36,617	6,710	29,907	6,523	1,888	4,635	3,783	872	2,911
4th Qtr.	e/ 10,207	e/ 1,092	e/ 9,115	a/ 2,843	e/ 267	a/ 2,576	249	114	135
1946 1st Qtr.	a/	a/	a/	a/	a/	a/	127	3	124
2nd Qtr.	a/	a/	a/	a/	a/	a/	173	6	167
3rd Qtr.	a/	a/	a/	a/	a/	a/	227	141	86
4th Qtr.	a/	a/	a/	a/	a/	a/	6	6	-
1947 1st Qtr.	8,913	427	8,486	a/	a/	a/	-	-	-
2nd Qtr.	5,391	328	5,063	a/	a/	a/	e/	e/	e/
3rd Qtr.	7,154	655	6,499	a/	a/	a/	e/	e/	e/
4th Qtr.	3,783	433	3,350	a/	a/	a/	e/	e/	e/

a/ Included in Far East Air Forces beginning July 1945.

b/ December only.

c/ October and November only.

d/ Included in Pacific Air Command beginning December 1945.

BY TYPE OF PERSONNEL: ANNUALLY AND QUARTERLY, 1ST QUARTER 1943 THROUGH 4TH QUARTER 1947

Total	Officers	Enlisted Personnel	Total	Officers	Enlisted Personnel	Total	Officers	Enlisted Personnel	Year and Quarter
Caribbean Air Command			Pacific Air Command, USA			Pacific Ocean Area			
<u>29,706</u>	<u>2,887</u>	<u>25,819</u>	<u>71,030</u>	<u>8,226</u>	<u>62,734</u>	<u>90,872</u>	<u>11,948</u>	<u>78,924</u>	Total
									Annually
7,706	1,578	6,128	-	-	-	21,189	2,826	18,363	1943
5,030	517	4,513	-	-	-	32,591	4,739	27,852	1944
3,444	621	2,823	4,413	484	3,929	37,092	4,383	32,709	1945
11,297	995	10,302	65,284	7,699	57,585	a/	a/	a/	1946
2,229	176	2,053	1,333	113	1,220	a/	a/	a/	1947
									Quarterly
2,488	533	1,955	-	-	-	2,342	623	1,719	1943 1st Qtr
2,185	323	1,862	-	-	-	6,783	495	6,288	2nd Qtr
1,822	462	1,360	-	-	-	1,579	316	1,263	3rd Qtr
1,211	260	951	-	-	-	10,485	1,392	9,093	4th Qtr
714	93	621	-	-	-	5,139	817	4,322	1944 1st Qtr
2,834	78	2,756	-	-	-	13,353	1,580	11,773	2nd Qtr
390	29	361	-	-	-	6,680	1,011	5,669	3rd Qtr
1,092	317	775	-	-	-	7,419	1,331	6,088	4th Qtr
791	178	613	-	-	-	14,577	1,831	12,746	1945 1st Qtr
1,427	189	1,238	-	-	-	22,515	2,552	19,963	2nd Qtr
503	134	369	-	-	-	a/	a/	a/	3rd Qtr
723	120	603	b/4,413	b/ 484	b/ 3,929	a/	a/	a/	4th Qtr
3,553	156	3,397	13,693	1,899	11,794	a/	a/	a/	1946 1st Qtr
3,273	283	2,990	14,494	1,773	12,721	a/	a/	a/	2nd Qtr
3,815	464	3,351	26,353	3,218	23,135	a/	a/	a/	3rd Qtr
656	92	564	10,744	809	9,935	a/	a/	a/	4th Qtr
259	61	198	a/	f/	f/	a/	a/	a/	1947 1st Qtr
574	23	551	133	26	109	a/	a/	a/	2nd Qtr
160	19	141	620	36	584	a/	a/	a/	3rd Qtr
1,236	73	1,163	580	51	529	a/	a/	a/	4th Qtr
Alaskan Air Command			Air Transport Command			Other Overseas			
<u>35,111</u>	<u>4,124</u>	<u>30,917</u>	<u>123,737</u>	<u>22,169</u>	<u>100,568</u>	<u>39,925</u>	<u>3,897</u>	<u>36,028</u>	Total
									Annually
12,725	1,603	11,122	18,710	3,703	15,007	9,928	788	9,140	1943
4,618	800	3,818	53,229	9,241	43,988	13,485	1,575	11,910	1944
3,112	679	2,433	31,076	7,734	23,342	16,218	1,483	14,735	1945
7,611	746	6,865	18,627	2,337	16,290	277	41	236	1946
7,045	366	6,679	2,095	154	1,941	17	10	7	1947
									Quarterly
3,771	436	3,335	3,252	374	2,878	539	83	456	1943 1st Qtr
2,928	287	2,641	5,694	1,277	4,417	3,657	281	3,376	2nd Qtr
4,460	656	3,804	5,371	1,032	4,339	3,135	163	2,972	3rd Qtr
1,566	224	1,342	4,393	1,020	3,373	2,597	261	2,336	4th Qtr
1,162	194	968	6,893	1,236	5,657	467	46	421	1944 1st Qtr
767	190	577	7,515	1,836	5,679	4,002	722	3,280	2nd Qtr
1,033	202	831	19,521	2,648	16,873	3,853	487	3,366	3rd Qtr
1,656	214	1,442	19,300	3,521	15,779	5,163	320	4,843	4th Qtr
514	157	357	10,471	2,942	7,529	5,881	513	5,368	1945 1st Qtr
1,180	217	963	11,396	2,957	8,439	4,949	432	4,517	2nd Qtr
767	169	598	8,340	1,577	6,763	3,843	300	3,543	3rd Qtr
651	136	515	869	258	611	1,545	238	1,307	4th Qtr
982	35	947	4,038	444	3,594	184	27	157	1946 1st Qtr
3,239	119	3,120	4,847	864	3,983	19	5	14	2nd Qtr
2,177	337	1,840	6,660	592	6,068	31	8	23	3rd Qtr
1,213	255	958	3,082	437	2,645	43	1	42	4th Qtr
1,764	87	1,677	1,377	103	1,274	-	-	-	1947 1st Qtr
2,417	108	2,309	393	27	366	-	-	-	2nd Qtr
1,649	102	1,547	112	14	98	4	2	2	3rd Qtr
1,215	69	1,146	213	10	203	13	8	5	4th Qtr

a/ Included in European Theater.

f/ Pacific Air Command, with the exception of the Seventh Air Force, included in Far East Air Force beginning January 1947. Seventh Air Force figures also included in FEAF for 1st Qtr. 1947 because breakdown was not available.

g/ No strength reported following inactivation of 332 Troop Carrier Squadron, 10 April 1947.

Table 44.-- MILITARY PERSONNEL RETURNED FROM OVERSEAS, BY THEATER OR COMMAND FROM WHICH RETURNED,

(Includes permanent change)

Year and Quarter	Total	Officers	Enlisted Personnel	Total	Officers	Enlisted Personnel	Total	Officers	Enlisted Personnel
	All Theaters			European Theater			Mediterranean Theater		
Total. . .	<u>1,644,995</u>	<u>261,209</u>	<u>1,383,786</u>	<u>576,324</u>	<u>106,525</u>	<u>469,799</u>	<u>182,039</u>	<u>35,212</u>	<u>146,827</u>
Annually									
1944 (May-Dec)	144,573	39,302	105,271	49,104	18,016	31,088	34,104	10,483	23,621
1945.	1,045,601	168,678	876,923	431,789	75,910	355,879	139,099	23,745	115,354
1946.	372,363	40,244	332,119	77,588	9,116	68,472	8,836	984	7,852
1947.	82,458	12,985	69,473	17,843	3,463	14,360	£/	£/	£/
Quarterly									
1944									
2nd Quarter	21,674	4,884	16,790	4,560	1,552	3,008	5,654	1,359	4,295
3rd Quarter	52,270	15,067	37,203	15,533	6,771	8,762	16,707	5,021	11,686
4th Quarter	70,629	19,351	51,278	29,011	9,693	19,318	11,743	4,103	7,640
1945									
1st Quarter	56,778	15,029	41,749	19,048	7,065	11,983	10,775	2,914	7,861
2nd Quarter	194,074	52,283	141,791	109,635	31,536	78,099	46,709	10,819	35,890
3rd Quarter	289,676	44,891	244,785	141,276	21,295	119,981	52,230	8,045	44,185
4th Quarter	505,073	56,475	448,598	161,830	16,014	145,816	29,385	1,967	27,418
1946									
1st Quarter	227,270	17,598	209,672	37,705	2,962	34,743	4,441	227	4,214
2nd Quarter	56,722	13,364	43,358	16,420	3,653	12,767	1,547	354	1,193
3rd Quarter	38,244	7,017	31,227	8,139	1,542	6,597	813	324	489
4th Quarter	50,127	2,265	47,862	15,324	959	14,365	2,035	79	1,956
1947									
1st Quarter	34,268	4,315	29,953	8,279	1,135	7,144	£/	£/	£/
2nd Quarter	21,541	4,209	17,332	3,327	1,163	2,164	£/	£/	£/
3rd Quarter	15,759	2,300	13,459	4,028	765	3,263	£/	£/	£/
4th Quarter	10,890	2,161	8,729	2,209	420	1,789	£/	£/	£/
	Far East Air Forces			Twentieth Air Force			China and India-Burma		
Total. . .	<u>202,685</u>	<u>31,133</u>	<u>171,552</u>	<u>20,727</u>	<u>6,093</u>	<u>24,634</u>	<u>120,370</u>	<u>16,851</u>	<u>103,519</u>
Annually									
1944 (May-Dec)	19,055	3,649	15,406	309	168	141	8,942	2,227	6,715
1945.	139,647	21,550	118,097	30,418	5,925	24,493	64,588	10,133	54,455
1946.	£/	£/	£/	£/	£/	£/	46,490	4,419	42,071
1947.	43,983	5,934	38,049	£/	£/	£/	350	72	278
Quarterly									
1944									
2nd Quarter	2,494	674	1,820	-	-	-	736	289	447
3rd Quarter	7,677	1,360	6,317	68	35	33	2,543	599	1,944
4th Quarter	8,884	1,615	7,269	241	133	108	5,663	1,339	4,324
1945									
1st Quarter	9,886	1,925	7,961	479	226	253	6,144	1,130	5,014
2nd Quarter	10,428	2,567	7,861	257	85	172	8,409	1,398	7,011
3rd Quarter	24,301	4,461	19,840	1,627	949	678	7,106	1,876	5,230
4th Quarter	d/ 95,032	d/ 12,597	d/ 82,435	d/ 28,055	d/ 4,665	d/ 23,390	42,929	5,729	37,200
1946									
1st Quarter	£/	£/	£/	£/	£/	£/	39,186	3,379	35,807
2nd Quarter	£/	£/	£/	£/	£/	£/	7,037	894	6,143
3rd Quarter	£/	£/	£/	£/	£/	£/	259	141	118
4th Quarter	£/	£/	£/	£/	£/	£/	8	5	3
1947									
1st Quarter	19,398	2,257	17,141	£/	£/	£/	58	14	44
2nd Quarter	11,411	1,877	9,534	£/	£/	£/	291	57	234
3rd Quarter	8,596	963	7,633	£/	£/	£/	1	1	-
4th Quarter	4,578	837	3,741	£/	£/	£/	-	-	-

a/ Included in Other Overseas.

b/ Included in Far East Air Force beginning July 1945.

c/ December only.

d/ October and November only.

e/ Included in Pacific Air Command beginning December 1945.

AND BY TYPE OF PERSONNEL: ANNUALLY AND QUARTERLY, 2ND QUARTER, 1944 THROUGH 4TH QUARTER, 1947

of assignment only.)

Total	Officers	Enlisted Personnel	Total	Officers	Enlisted Personnel	Total	Officers	Enlisted Personnel	
Caribbean Air Command			Pacific Air Command, USA			Pacific Ocean Areas			
<u>18,041</u>	<u>2,015</u>	<u>16,026</u>	<u>283,637</u>	<u>27,449</u>	<u>256,188</u>	<u>7,700</u>	<u>1,614</u>	<u>6,086</u>	<u>Total</u>
-	-	-	-	-	-	3,297	615	2,682	<u>Annually</u>
6,013	435	5,578	86,031	5,974	80,057	4,403	999	3,404	1944 (May-Dec)
7,947	901	7,046	195,950	21,089	174,861	-	-	-	1945
4,081	679	3,402	17,656	386	1,270	-	-	-	1946
-	-	-	-	-	-	-	-	-	1947
-	-	-	-	-	-	-	-	-	<u>Quarterly</u>
-	-	-	-	-	-	236	78	158	1944
-	-	-	-	-	-	-	82	295	2nd Quarter
-	-	-	-	-	-	2,684	455	2,229	3rd Quarter
-	-	-	-	-	-	-	-	-	4th Quarter
-	-	-	-	-	-	1,692	390	1,302	1945
619	85	534	-	-	-	2,711	609	2,102	1st Quarter
5,394	350	5,044	86,031	5,974	80,057	b/	b/	b/	2nd Quarter
-	-	-	-	-	-	b/	b/	b/	3rd Quarter
-	-	-	-	-	-	b/	b/	b/	4th Quarter
3,689	301	3,388	120,955	8,870	112,085	b/	b/	b/	1946
1,171	353	818	23,705	7,050	16,655	b/	b/	b/	1st Quarter
679	126	553	25,717	4,440	21,277	b/	b/	b/	2nd Quarter
2,408	121	2,287	25,573	729	24,844	b/	b/	b/	3rd Quarter
-	-	-	-	-	-	b/	b/	b/	4th Quarter
1,635	126	1,509	b/	b/	b/	b/	b/	b/	1947
1,156	262	894	144	33	111	b/	b/	b/	1st Quarter
620	120	500	616	136	480	b/	b/	b/	2nd Quarter
670	171	499	896	217	679	b/	b/	b/	3rd Quarter
-	-	-	-	-	-	b/	b/	b/	4th Quarter
Alaskan Air Command			Air Transport Command			Other Overseas			
<u>29,794</u>	<u>2,966</u>	<u>26,828</u>	<u>34,538</u>	<u>4,581</u>	<u>29,957</u>	<u>159,140</u>	<u>26,770</u>	<u>132,370</u>	<u>Total</u>
7,303	628	6,675	b/	b/	b/	22,459	3,516	18,943	<u>Annually</u>
10,232	1,015	9,217	b/	b/	b/	133,381	22,992	110,389	1944 (May-Dec)
6,292	529	5,763	26,038	2,980	23,058	3,222	226	2,996	1945
5,987	794	5,173	8,500	1,601	6,899	78	36	42	1946
-	-	-	-	-	-	-	-	-	1947
-	-	-	-	-	-	-	-	-	<u>Quarterly</u>
-	-	-	-	-	-	-	-	-	1944
1,038	72	966	b/	b/	b/	6,956	860	6,096	2nd Quarter
1,746	135	1,611	b/	b/	b/	7,619	1,064	6,555	3rd Quarter
4,519	421	4,098	b/	b/	b/	7,884	1,592	6,292	4th Quarter
-	-	-	-	-	-	-	-	-	1945
1,095	103	992	b/	b/	b/	7,659	1,276	6,383	1st Quarter
750	88	662	b/	b/	b/	15,175	5,181	9,994	2nd Quarter
1,287	157	1,130	b/	b/	b/	61,230	8,023	53,207	3rd Quarter
7,100	667	6,433	b/	b/	b/	49,317	8,512	40,805	4th Quarter
-	-	-	-	-	-	-	-	-	1946
3,647	216	3,431	14,606	1,452	13,154	3,041	191	2,850	1st Quarter
582	142	440	6,130	896	5,234	130	22	108	2nd Quarter
486	69	417	2,114	365	1,749	37	10	27	3rd Quarter
1,577	102	1,475	3,188	267	2,921	14	3	11	4th Quarter
-	-	-	-	-	-	-	-	-	1947
1,693	168	1,525	3,205	615	2,590	-	-	-	1st Quarter
1,849	177	1,672	3,363	640	2,723	-	-	-	2nd Quarter
964	171	793	879	124	755	55	20	35	3rd Quarter
1,461	278	1,183	1,053	222	831	23	16	7	4th Quarter

b/ included in European Theater.

b/ Pacific Air Command, with the exception of the Seventh Air Force, included in Far East Air Force, beginning January 1947. Seventh Air Force figures also included in FEAFF for 1st Qtr. 1947 because breakdown was not available.

Table 45.-- OFFENSES COMMITTED BY CIVILIAN AND MILITARY PERSONNEL ON POSTS IN CONTINENTAL US:
AUG 1946 THROUGH DEC 1947

(End of month figures.)

Note:-- ATC includes ATC domestic and those ATC (foreign) installations not under a theater commander. Table covers all accidents, Civilian and military, happening on the posts. Rates are per 1,000 troops.

Item	USAF Total		Jan		Feb		Mar		Apr	
	Total Cases	Rate	Total Cases	Rate	Total Cases	Rate	Total Cases	Rate	Total Cases	Rate
Actual Strength	2,571,807		214,456		212,975		207,209		202,705	
Value of Gov't Property Lost	500,361		67,919		44,576		32,332		71,735	
Value of Gov't Property Recovered	347,175		45,008		29,037		21,375		22,299	
Offenses	Total Cases	Rate	Total Cases	Rate	Total Cases	Rate	Total Cases	Rate	Total Cases	Rate
Property Damage	291	.113	32	.149	19	.089	31	.150	19	.094
Motor Vehicle Accidents	3,758	1.461	377	1.758	344	1.615	338	1.631	293	1.445
Traffic Violations	32,140	12.497	2,371	11.056	2,117	9.940	2,756	13.300	2,590	12.777
Uniform Violations	20,583	8.003	1,801	8.398	1,596	7.494	1,763	8.508	1,783	8.796
Pass Violations	8,246	3.206	557	2.597	693	3.254	594	2.867	1,058	5.219
Misappropriations(Robbery,Fraud, Burglarly and Theft)	7,959	3.095	824	3.842	611	2.868	722	3.484	734	3.621
Drunk and Disorderly	11,346	4.412	897	4.183	733	3.442	1,109	5.352	1,037	5.116
Insubordinations	917	.357	121	.564	88	.413	79	.381	60	.296
Assaults	481	.187	41	.191	38	.178	43	.207	47	.232
Sex Offenses	251	.098	27	.126	18	.084	24	.116	23	.113
Unnatural Deaths	87	.034	6	.028	7	.033	8	.039	7	.035
Going AWOL	25,895	10.069	3,295	15.364	1,707	8.015	1,927	9.300	1,925	9.496
Returning from AWOL	23,122	8.991	2,991	13.947	1,590	7.465	1,697	8.190	1,533	7.563
Man Days Lost from AWOL	230,484	89.619								
Item	May		Jun		Jul		Aug			
Actual Strength	199,905		201,790		211,046		216,135			
Value of Gov't Property Lost	45,134		47,843		36,760		26,702			
Value of Gov't Property Recovered	26,529		61,148		22,570		21,693			
Offenses	Total Cases	Rate	Total Cases	Rate	Total Cases	Rate	Total Cases	Rate		
Property Damage	22	.110	24	.119	24	.114	22	.102		
Motor Vehicle Accidents	219	1.055	253	1.254	268	1.270	298	1.379		
Traffic Violations	2,225	11.130	2,221	11.006	2,284	10.822	2,797	12.941		
Uniform Violations	1,692	8.464	1,464	7.255	2,500	11.846	1,795	8.305		
Pass Violations	773	3.867	646	3.201	699	3.312	655	3.030		
Misappropriations(Robbery,Fraud, Burglarly and Theft)	645	3.226	580	2.874	532	2.521	673	3.114		
Drunk and Disorderly	978	4.892	682	3.380	1,048	4.966	1,265	5.853		
Insubordinations	60	.300	60	.297	51	.242	78	.361		
Assaults	25	.125	28	.139	37	.175	48	.222		
Sex Offenses	23	.115	17	.084	21	.099	25	.116		
Unnatural Deaths	12	.060	2	.010	5	.024	7	.032		
Going AWOL	1,941	9.710	1,923	9.530	1,949	9.235	2,073	9.591		
Returned from AWOL	1,821	9.109	1,728	8.563	1,798	8.519	1,817	8.407		
Man Days Lost from AWOL			2/32,582	16.146	35,422	16.784	29,717	13.749		
Item	Sep		Oct		Nov		Dec			
Actual Strength	220,547		223,731		229,086		232,222			
Value of Gov't Property Lost	25,258		32,777		42,305		27,020			
Value of Gov't Property Recovered	23,287		28,356		25,644		20,269			
Offenses	Total Cases	Rate	Total Cases	Rate	Total Cases	Rate	Total Cases	Rate		
Property Damage	26	.118	28	.125	20	.087	24	.103		
Motor Vehicle Accidents	314	1.424	364	1.627	304	1.327	386	1.662		
Traffic Violations	3,009	13.643	3,764	16.824	3,045	13.292	2,961	12.751		
Uniform Violations	1,479	6.706	1,731	7.737	1,912	8.346	1,067	4.595		
Pass Violations	716	3.246	647	2.892	587	2.562	621	2.674		
Misappropriations(Robbery,Fraud, Burglarly and Theft)	620	2.811	668	2.986	708	3.090	642	2.764		
Drunk and Disorderly	1,116	5.060	1,249	5.582	1,067	4.658	1,165	5.017		
Insubordinations	65	.295	116	.518	80	.349	59	.254		
Assaults	48	.218	46	.206	44	.192	36	.155		
Sex Offenses	20	.091	20	.089	19	.083	14	.060		
Unnatural Deaths	7	.032	13	.058	5	.022	8	.034		
Going AWOL	2,521	11.431	2,251	10.061	2,026	8.844	2,351	10.124		
Returning from AWOL	2,267	10.279	2,085	9.319	1,869	8.158	1,926	8.294		
Man Days Lost from AWOL	34,853	15.803	34,854	15.578	30,852	13.467	32,204	13.868		

a/ Initial report.

Source: Office of the Air Provost Marshall, Inspector General, Hq USAF

Table 46.-- ACCIDENTS INCIDENT TO GROUND OPERATIONS IN CONTINENTAL US: MAY 1944 THROUGH DEC 1947

Note.-- Rates are shown for disabling injuries only and are per 100,000 man-days exposure for military personnel and per 1,000,000 man-hours exposure for civilian personnel.

Year	Military Personnel					Civilian Personnel				
	Total	Fatal Injury	Disabling Injury	Total Exposure (Man Days)	Rate	Total	Fatal Injury	Disabling Injury	Total Exposure (Man Hours)	Rate
1944										
Total- (May-Dec)	25,977	472	25,505	322,747,379	8.05	8,093	50	8,043	1,001,124,513	8.08
Jan. . .	b/	b/	b/	b/	b/	870	9	861	87,728,033	9.92
Feb. . .	b/	b/	b/	b/	b/	794	7	787	83,870,298	9.47
Mar. . .	b/	b/	b/	b/	b/	840	6	834	88,719,030	9.47
Apr. . .	b/	b/	b/	b/	b/	713	2	711	82,456,257	8.65
May. . .	3,847	64	3,783	41,727,975	9.22	799	6	793	85,704,599	9.32
Jun. . .	3,612	57	3,555	39,725,287	9.09	706	2	704	83,855,781	8.42
Jul. . .	3,552	61	3,491	41,582,055	8.54	703	3	700	83,543,274	8.41
Aug. . .	3,316	65	3,251	41,370,578	8.02	685	2	683	83,880,179	8.17
Sep. . .	3,091	70	3,021	40,124,369	7.70	596	2	594	82,248,179	7.25
Oct. . .	3,239	60	3,179	41,214,250	7.86	499	4	495	80,063,359	6.23
Nov. . .	2,731	43	2,688	38,530,263	7.09	478	3	475	80,719,093	5.92
Dec. . .	2,589	52	2,537	38,472,602	6.73	410	4	406	78,336,431	5.23
1945										
Total. . .	21,420	581	20,839	391,569,431	5.44	3,446	26	3,420	786,335,431	4.38
Jan. . .	2,481	42	2,439	37,110,385	6.69	420	4	416	80,397,960	5.22
Feb. . .	2,255	38	2,217	33,741,488	6.68	381	1	380	72,886,805	5.23
Mar. . .	2,322	45	2,277	36,017,171	6.45	369	4	365	79,304,164	4.65
Apr. . .	2,135	45	2,090	34,620,367	6.17	376	3	373	74,615,712	5.04
May. . .	2,127	46	2,081	35,640,208	5.98	338	1	337	78,236,876	4.32
Jun. . .	2,170	65	2,105	34,700,834	6.25	322	1	321	75,814,210	4.25
Jul. . .	2,007	73	1,934	37,157,585	5.40	290	3	287	74,805,079	3.88
Aug. . .	2,000	79	1,921	38,608,311	5.18	262	1	261	70,686,452	3.71
Sep. . .	1,382	53	1,329	35,853,901	3.85	164	1	163	51,103,647	3.21
Oct. . .	1,173	46	1,127	30,525,821	3.84	215	3	212	51,963,159	4.14
Nov. . .	778	30	748	22,095,332	3.52	170	2	168	42,281,202	4.02
Dec. . .	590	19	571	17,598,028	3.35	139	2	137	34,260,165	4.06
1946										
Total. . .	6,277	286	5,991	116,771,074	5.38	1,833	22	1,811	340,137,504	5.39
Jan. . .	612	38	574	16,151,503	3.79	190	12	178	36,092,715	5.26
Feb. . .	505	21	484	12,606,599	4.01	158	0	158	30,162,033	5.24
Mar. . .	562	27	535	10,827,517	5.19	198	0	198	32,120,949	6.16
Apr. . .	678	18	660	10,510,004	6.45	192	1	191	35,098,852	5.47
May. . .	601	18	583	9,534,777	6.30	144	3	141	32,288,061	4.46
Jun. . .	611	17	594	9,212,988	6.63	160	1	159	29,445,729	5.43
Jul. . .	546	35	511	9,460,840	5.77	169	0	169	30,668,152	5.51
Aug. . .	345	23	322	6,188,011	5.58	110	2	110	19,840,805	5.64
Sep. . .	505	23	482	8,195,653	6.16	142	1	141	27,648,649	5.14
Oct. . .	446	25	421	8,214,603	5.43	145	1	144	23,383,768	6.20
Nov. . .	501	24	477	8,168,221	6.13	128	0	128	22,792,761	5.62
Dec. . .	365	17	348	7,700,358	4.74	95	1	94	20,595,030	4.61
1947										
Total. . .	5,397	207	5,190	82,525,279	6.54	1,414	13	1,401	223,831,678	6.32
Jan. . .	393	21	372	7,242,917	5.43	85	1	84	17,645,022	4.82
Feb. . .	405	11	394	6,983,197	5.80	107	1	106	20,827,290	5.14
Mar. . .	338	7	331	6,151,696	5.49	106	1	105	19,784,898	5.36
Apr. . .	381	9	372	6,580,895	5.79	99	1	98	19,523,590	5.07
May. . .	395	15	380	6,212,374	6.36	109	0	109	18,500,487	5.89
Jun. . .	393	15	378	6,719,675	5.85	107	0	107	18,542,118	5.77
Jul. . .	374	14	360	6,268,837	5.97	92	0	92	16,022,654	5.74
Aug. . .	514	31	483	6,488,154	7.92	133	1	132	18,370,948	7.24
Sep. . .	460	24	436	6,689,887	6.88	136	2	134	17,036,300	7.98
Oct. . .	498	20	478	6,594,869	7.55	128	0	128	17,225,456	7.43
Nov. . .	572	15	557	6,949,356	8.23	149	3	146	18,242,398	8.18
Dec. . .	674	25	649	9,643,422	6.99	163	3	160	22,110,517	7.37

a/ Prior to August 1946 figures are as of end of month; August 1946 through November 20, 1947 figures are as of 20th of month; December 1947 figures include November 21 through December 31 1947.

b/ Not available.

Source: DCS/PA, Ground Safety Division, Hq USAF.

Table 47.-- ADMISSION OF MILITARY PERSONNEL TO HOSPITALS AND QUARTERS IN CONTINENTAL US, BY CAUSE-- NUMBER AND RATE: JUL 1943 THROUGH DEC 1947

Note.--Admissions include direct admissions to hospitals and quarters and cases carded for record only. In the latter category are deaths and discharges for disability of personnel not patients and venereal disease cases treated on an outpatient basis. In the case of admissions for a specific disease, the number of cases may include patients among whom the specific condition was not the primary cause of admission or was discovered while the patient was being treated for other conditions. However, a patient would be counted only once under the general classification of "All Causes", "Disease" and "Injury". Rates are per 1,000 men per year and show the number of admissions that would occur during a year if the number of cases per 1,000 in the reporting period were the same for all periods in the year.

Month ^{a/}	Mean Strength ^{b/}			All Causes		Disease		Injury		Selected Diseases								
	Total	White	Colored	Cases	Rate	Cases	Rate	Cases	Rate	Common Respiratory		Venereal (All Types) ^{c/}						
										Cases	Rate	Total		White		Colored		
												Cases	Rate	Cases	Rate	Cases	Rate	
1943																		
Jul	1,651,916	1,560,672	91,244	105,034	661	92,913	585	12,121	76	17,023	107	3,637	23	2,521	17	1,116	127	
Aug	1,658,361	1,568,695	89,666	86,906	681	77,106	604	9,800	77	12,824	101	3,204	25	2,196	18	1,008	146	
Sep	1,655,099	1,565,247	89,852	82,007	644	72,941	573	9,066	71	12,334	97	3,154	25	2,160	18	994	144	
Oct	1,636,326	1,534,802	100,524	94,236	599	83,744	532	10,492	67	17,063	109	3,674	23	2,560	17	1,114	115	
Nov	1,613,808	1,505,347	108,461	83,794	675	75,516	608	8,278	67	21,215	171	3,003	24	2,002	17	1,001	120	
Dec	1,568,662	1,462,246	106,416	154,335	1,023	145,191	962	9,144	61	84,287	559	3,138	21	2,192	16	946	93	
1944																		
Jan	1,543,382	1,443,623	99,759	105,438	888	97,556	822	7,882	66	41,864	353	3,033	26	2,052	19	981	128	
Feb	1,520,423	1,425,085	95,338	90,457	773	82,981	709	7,476	64	31,700	271	2,920	25	2,010	18	910	124	
Mar	1,465,610	1,375,014	90,596	98,809	701	90,014	639	8,795	62	30,216	214	3,609	26	2,468	19	1,141	131	
Apr	1,409,148	1,320,670	88,478	66,644	615	60,116	555	6,528	60	16,676	154	2,893	27	1,969	19	924	136	
May	1,367,104	1,280,283	86,821	60,560	576	53,758	511	6,802	65	11,751	112	2,820	27	1,973	20	847	127	
Jun	1,350,481	1,264,925	85,556	68,989	531	60,204	463	8,785	68	9,901	76	3,579	28	2,535	21	1,044	127	
Jul	1,334,705	1,251,443	83,262	55,526	541	48,715	475	6,811	66	7,228	70	3,206	31	2,231	23	975	152	
Aug	1,331,818	1,250,695	81,123	52,960	517	46,576	455	6,384	62	7,252	71	3,217	31	2,297	24	920	147	
Sep	1,318,170	1,239,449	78,721	64,790	511	57,495	454	7,295	57	10,952	86	4,144	33	3,036	26	1,108	146	
Oct	1,303,763	1,226,454	77,309	52,792	526	46,858	467	5,934	59	9,880	99	3,354	33	2,445	26	909	153	
Nov	1,274,434	1,198,856	75,578	48,502	495	43,238	441	5,264	54	9,287	95	3,309	34	2,348	25	961	165	
Dec	1,240,790	1,167,508	73,282	57,912	485	51,989	435	5,923	50	12,086	101	3,893	33	2,863	26	1,030	146	
1945																		
Jan	1,204,016	1,132,466	71,550	50,943	550	46,172	499	4,771	51	10,874	117	3,798	41	2,733	31	1,065	193	
Feb	1,184,510	1,112,097	72,413	48,592	533	44,406	487	4,186	46	10,993	121	3,346	37	2,339	27	1,007	181	
Mar	1,157,181	1,086,460	70,721	59,682	536	54,470	489	5,212	47	13,518	121	4,119	37	2,953	28	1,166	171	
Apr	1,132,181	1,062,454	69,727	45,446	522	41,477	476	3,969	46	8,612	93	3,318	38	2,300	28	1,018	190	
May	1,123,889	1,053,849	70,040	44,355	513	40,307	466	4,048	47	8,034	93	3,358	39	2,323	29	1,035	192	
Jun	1,118,712	1,052,054	66,658	52,710	490	47,584	442	5,126	48	7,983	74	4,181	39	3,039	30	1,142	178	
Jul	1,158,214	1,094,786	63,428	43,467	488	39,449	443	4,048	45	6,024	68	3,830	43	2,752	33	1,078	221	
Aug	1,215,102	1,149,464	65,638	57,938	496	52,734	451	5,204	45	8,769	75	5,182	44	3,682	33	1,500	238	
Sep	1,183,665	1,116,672	66,993	38,282	420	35,042	384	3,240	36	6,123	67	4,384	48	2,890	34	1,494	290	
Oct	1,034,850	971,316	63,534	31,919	401	29,298	368	2,621	33	5,987	75	3,641	46	2,299	31	1,342	275	
Nov	784,435	731,263	53,172	31,233	414	28,872	383	2,361	31	7,960	105	3,276	43	1,950	28	1,326	259	
Dec	570,470	526,076	44,394	18,101	412	16,721	381	1,380	31	6,458	147	1,735	40	979	24	756	221	

1946																		
Jan	511,920	468,439	43,481	19,030	483	17,714	450	1,316	33	6,148	156	2,438	62	1,227	34	1,211	362	
Feb	442,927	403,919	39,008	17,067	500	15,986	468	1,081	32	6,034	177	1,939	57	1,010	32	929	310	
Mar	338,151	306,210	31,941	19,184	589	17,951	551	1,233	38	5,878	181	2,284	70	1,148	39	1,136	370	
Apr	313,840	282,540	21,300	12,979	537	11,941	494	1,038	43	2,895	120	1,613	67	800	37	813	338	
May	304,132	272,365	31,767	14,932	511	13,629	466	1,303	45	3,241	111	1,777	61	891	34	886	290	
Jun	296,535	265,094	31,441	11,108	487	10,100	443	1,008	44	2,155	94	1,477	64	685	34	792	327	
Jul	291,535	260,435	31,100	9,782	435	8,801	391	981	44	1,649	73	1,426	63	672	34	754	315	
Aug	278,171	247,352	30,819	11,280	422	10,221	382	1,059	40	1,538	58	1,810	68	904	38	906	306	
Sep	260,447	229,632	30,815	8,984	448	8,092	403	892	45	1,316	66	1,443	72	596	34	847	357	
Oct	257,928	228,389	29,539	8,841	446	7,937	400	904	46	1,524	77	1,383	70	583	33	800	352	
Nov	255,500	230,072	25,428	11,108	452	9,971	406	1,137	46	2,119	86	1,625	66	749	34	876	358	
Dec	239,381	217,281	22,100	7,502	407	6,852	372	650	35	1,554	84	1,251	68	629	38	622	366	
1947																		
Jan	219,058	200,463	18,595	11,263	535	10,428	495	835	40	2,790	132	1,558	74	753	39	805	450	
Feb	214,881	198,980	15,901	12,345	747	11,646	705	699	42	4,585	277	935	57	533	35	402	329	
Mar	210,541	195,940	14,601	9,901	549	9,231	508	670	41	2,879	178	785	48	462	30	323	288	
Apr	208,218	194,806	13,412	7,496	468	6,854	428	642	40	1,453	91	810	51	492	33	318	308	
May	201,928	189,598	12,330	7,604	392	6,749	348	855	44	1,077	55	716	37	471	26	245	207	
Jun	200,368	187,719	12,649	6,068	394	5,302	344	766	50	714	46	595	39	416	29	179	184	
Jul	203,083	190,279	12,804	5,874	376	5,112	327	762	49	553	35	611	39	420	29	191	194	
Aug	208,271	195,218	13,053	7,438	371	6,477	323	961	48	699	35	787	39	516	27	271	216	
Sep	213,010	198,734	14,276	6,184	377	5,419	330	765	47	751	46	601	37	426	27	185	168	
Oct	218,018	202,509	15,509	8,485	405	7,405	353	1,080	52	1,245	59	722	34	469	24	253	170	
Nov	219,121	203,485	15,636	6,641	394	5,783	343	858	51	1,099	65	580	34	407	26	173	144	
Dec	224,062	207,733	16,329	6,050	351	5,171	300	879	51	1,116	65	496	29	317	20	179	143	

a/ Medical statistics are reported on a weekly basis as of midnight Friday, and the periods shown are not calendar months but 4 or 5 week periods, depending on the number of Fridays in one month.

b/ Average daily strength during report period. These figures will not agree with personnel figures shown elsewhere in this volume since the latter are generally end of the month figures.

g/ Excludes all cases existing prior to service.

Source: Office of The Air Surgeon, Biometrics Division, Hq USAF

Table 48.-- CASUALTY ASSISTANCE RENDERED IN CONTINENTAL US AND OVERSEAS TO NEXT OF KIN:
JAN 1947 THROUGH DEC 1947

Month	Cases Rendered	Due to Aircraft Accidents	Due to Auto Accidents	Due to Natural Causes	Due to Train Accidents	Due to Suicide	Due to Gunshot Wounds	Due to Drownings	Due to Burns	Due to Alcoholism	Missing in Flight
1947 AAF Total											
Total	783	323	140	154	8	29	24	46	14	10	35
Jan . . .	16	3	4	5	0	0	1	1	0	2	0
Feb . . .	28	15	2	2	1	1	2	0	5	0	0
Mar . . .	28	10	4	4	0	2	3	3	1	1	0
Apr . . .	47	24	4	7	0	4	2	3	2	0	1
May . . .	51	32	6	5	0	0	2	3	0	0	3
Jun . . .	66	22	13	15	2	2	2	8	0	1	1
Jul . . .	94	38	20	14	1	4	4	11	0	1	1
Aug . . .	102	43	16	20	0	4	0	11	2	3	3
Sep . . .	85	38	17	18	1	5	0	2	0	1	3
Oct . . .	79	19	25	25	0	3	1	1	2	0	3
Nov . . .	82	28	13	22	3	2	6	1	2	0	5
Dec . . .	105	51	16	17	0	2	1	2	0	1	15
1947 Continental											
Total	367	115	93	105	2	15	11	19	3	2	2
Jan . . .	4	2	0	2	0	0	0	0	0	0	0
Feb . . .	1	0	0	1	0	0	0	0	0	0	0
Mar . . .	3	1	1	0	0	1	0	0	0	0	0
Apr . . .	6	0	1	2	0	1	0	2	0	0	0
May . . .	8	1	4	1	0	0	2	0	0	0	0
Jun . . .	30	9	5	9	0	2	0	5	0	0	0
Jul . . .	51	17	12	12	0	3	4	3	0	0	0
Aug . . .	59	20	13	15	0	3	0	5	1	1	1
Sep . . .	49	17	13	12	1	3	0	1	0	1	1
Oct . . .	56	11	19	20	0	2	1	1	2	0	0
Nov . . .	52	17	12	18	1	0	3	1	0	0	0
Dec . . .	48	20	13	13	0	0	1	1	0	0	0
1947 Overseas											
Total	416	208	47	49	6	14	13	27	11	8	13
Jan . . .	12	1	4	3	0	0	1	1	0	2	0
Feb . . .	27	15	2	1	1	1	2	0	5	0	0
Mar . . .	25	9	3	4	0	1	3	3	1	1	0
Apr . . .	41	24	3	5	0	3	2	1	2	0	1
May . . .	43	31	2	4	0	0	0	3	0	0	3
Jun . . .	36	13	8	6	2	0	2	3	0	1	1
Jul . . .	43	21	8	2	1	1	0	8	0	1	1
Aug . . .	43	23	3	5	0	1	0	6	1	2	2
Sep . . .	36	21	4	6	0	2	0	1	0	0	2
Oct . . .	23	8	6	5	0	1	0	0	0	0	3
Nov . . .	30	11	1	4	2	2	3	0	2	0	5
Dec . . .	57	31	3	4	0	2	0	1	0	1	15

Table 48.-- RECAPITULATION OF STATUS AND DENOMINATIONAL SPREAD OF AIR CHAPLAINS: 30 JUN AND 31 DEC 1947

Item	1947 Status		Denomination	Denominational Spread									
	30 Jun	31 Dec		30 Jun 1947				31 Dec 1947					
	Total World Wide	Total World Wide		Total	Conti- nental	Percent	Over seas	Percent	Total	Conti- nental	Percent	Over seas	Percent
Requirement (Troop Basis)	394	439	Total-(On Duty)	318	193	60.69	125	39.31	327	184	56.27	143	43.73
On Duty	318	327	Protestant	234	158	67.52	76	32.48	237	143	60.34	94	39.66
Short	76	112	Catholic	80	34	42.50	46	57.50	85	39	45.88	46	54.12
Percent Short	19.29	25.51	Jewish	4	1	25.00	3	75.00	5	2	40.00	3	60.00

Source of tables above: The Air Chaplain, Hq. USAF.

Table 50.-- MILITARY AND CIVILIAN SUGGESTIONS AND CIVILIAN AWARDS: JUN 1943 THROUGH DEC 1947

(Regulations prohibit payment of monetary awards to military personnel.)

Year and Month	Civilian						Military		
	Suggestions Received	Suggestions Adopted	Awards Paid	Total Estimated Savings ^{b/}	Exceptional Awards Approved	Meritorious Awards Approved	Suggestions Received	Suggestions Received	Total Estimated Savings ^{b/}
Total	105,145	20,759	808,860.45	67,456,366.77	153	560	12,733	1,754	1,830,689.52
1943-Total	15,227	851	21,328.25	1,024,125.19	1	-	-	-	-
Jun-Jul	3,261	1	100.00	1,300.00	-	-	-	-	-
Aug-Oct	6,396	365	6,095.00	198,074.00	-	-	-	-	-
Nov-Dec	5,570	485	15,133.25	824,751.19	1	-	-	-	-
1944-Total	37,424	6,116	235,197.72	16,269,972.67	36	84	2,097	279	197,153.60
Jan. . .	3,291	324	9,293.33	1,271,987.13	-	14	-	-	-
Feb. . .	2,866	387	12,307.51	507,096.87	-	-	-	-	-
Mar. . .	3,111	352	11,618.64	2,308,073.19	1	4	-	-	-
Apr. . .	3,054	351	14,806.92	852,345.64	2	3	-	-	-
May . . .	3,256	478	17,850.04	986,576.94	-	-	-	-	-
Jun. . .	2,961	444	19,004.15	894,395.47	4	7	104	11	5,200.00
Jul. . .	3,327	512	19,414.51	1,084,582.98	5	14	207	13	28,575.00
Aug. . .	3,220	571	19,787.61	918,241.77	-	5	206	23	28,820.00
Sep. . .	3,353	650	26,540.60	2,039,975.57	3	-	253	38	34,540.00
Oct. . .	3,235	668	25,880.47	1,720,986.50	15	22	440	70	30,550.00
Nov. . .	2,660	712	33,192.66	2,677,646.60	6	5	429	57	47,314.00
Dec. . .	3,160	667	25,501.28	1,108,064.01	-	10	458	67	22,154.60
1945-Total	31,844	8,890	348,010.22	39,878,625.68	31	156	8,643	1,257	1,563,579.52
Jan. . .	3,526	608	24,796.35	946,648.26	-	-	689	65	9,759.00
Feb. . .	3,402	805	33,368.06	2,544,915.90	1	8	861	179	159,600.19
Mar. . .	3,594	784	36,673.12	4,389,493.22	1	-	1,135	122	65,453.00
Apr. . .	4,130	826	24,224.09	1,543,775.14	2	-	921	149	142,022.96
May . . .	3,429	972	38,422.69	19,431,669.82	1	-	964	173	72,066.16
Jun. . .	3,651	1,055	43,380.10	2,024,489.50	-	22	1,004	140	139,003.80
Jul. . .	4,080	998	34,531.53	2,773,222.06	-	5	1,067	159	833,503.80
Aug. . .	2,102	831	34,737.50	1,207,630.92	10	16	780	100	71,350.60
Sep. . .	1,343	687	28,555.92	2,388,832.91	1	23	505	63	39,800.00
Oct. . .	981	572	23,015.95	1,672,505.53	7	30	368	41	10,863.08
Nov. . .	1,051	510	18,280.49	672,560.80	2	26	214	50	14,900.00
Dec. . .	555	242	8,024.42	282,881.62	6	26	135	16	5,257.00
1946-Total	9,795	2,681	117,825.79	5,131,736.80	70	230	918	114	4,176.13
Jan. . .	594	163	5,962.68	261,914.34	2	30	100	19	-
Feb. . .	590	184	14,204.41	948,084.18	10	31	89	1	-
Mar. . .	500	171	6,690.71	357,161.40	6	39	67	7	560.00
Apr. . .	748	240	9,717.09	515,025.77	4	5	82	3	-
May . . .	821	181	13,668.19	473,807.87	3	12	74	5	-
Jun. . .	887	258	10,896.28	392,634.41	5	27	84	8	600.00
Jul. . .	933	251	11,917.84	276,488.01	2	9	61	6	50.00
Aug. . .	1,074	286	11,225.25	317,898.08	1	21	98	31	1,698.63
Sep. . .	1,008	234	10,348.16	247,124.45	-	14	59	2	-
Oct. . .	1,023	275	8,778.14	623,108.32	-	15	52	8	-
Nov. . .	875	217	8,680.77	594,107.38	35	5	85	14	1,167.50
Dec. . .	742	221	5,736.27	124,382.59	2	22	67	10	100.00
1947-Total	10,785	2,221	86,498.47	5,051,906.43	15	90	1,075	104	65,780.20
Jan. . .	1,076	233	8,458.75	711,828.12	-	11	51	2	-
Feb. . .	770	119	5,619.11	243,242.94	1	2	53	7	-
Mar. . .	846	198	8,033.31	425,699.27	5	5	54	10	7,294.40
Apr. . .	723	247	8,921.19	874,345.71	-	2	89	10	1,450.80
May . . .	710	193	8,874.36	337,356.18	4	2	96	19	26,800.00
Jun. . .	1,174	211	8,994.79	397,864.30	3	28	136	6	26,740.00
Jul. . .	1,131	218	8,245.22	1,205,136.10	-	2	77	11	788.00
Aug. . .	829	143	4,955.36	121,629.25	-	22	109	6	-
Sep. . .	812	169	4,804.97	157,476.00	2	1	124	6	-
Oct. . .	1,046	145	6,377.56	142,957.12	-	-	116	7	1,957.00
Nov. . .	911	177	8,535.35	318,754.88	-	15	102	12	750.00
Dec. . .	757	168	4,678.50	115,616.56	-	-	68	8	-

a/ Initial Date of this program was 1 June 1944.

b/ Savings estimated for first year following adoption of suggestions. Savings from many suggestions involving safety, health, improvement of quality of work, and morale are not included as they cannot be estimated, due to their intangible nature.

Source: Director of Civilian Personnel, AF Board on Civilian Awards, Placement and Employee Relations Director; Director of Military Personnel, Awards Branch, Personnel Services Division, Comptroller, Hq. USAF.

Table 51.-- CIVILIAN PERSONNEL IN CONTINENTAL US, BY COMMAND: DEC 1941 THROUGH DEC 1947

End of month	Total	First Air Force	Second Air Force	Third Air Force	Fourth Air Force	I Troop Carrier Command	Air Training Command	Air Materiel Command	Air Transport Command	(AGC, AFTAC) Air Force Center	Personnel Distribution Command	Other a/	
1941 Dec	62,418	b/	b/	b/	b/	b/	b/	b/	b/	b/	b/	b/	
1942 Mar	106,603	b/	b/	b/	b/	b/	b/	b/	b/	b/	b/	b/	
Jun	160,715	b/	b/	b/	b/	b/	b/	b/	b/	b/	b/	b/	
Sep	220,451	b/	b/	b/	b/	b/	b/	b/	b/	b/	b/	b/	
Dec	274,980	b/	b/	b/	b/	b/	b/	b/	b/	b/	b/	b/	
1943 Mar	328,532	b/	b/	b/	b/	b/	b/	b/	b/	b/	b/	b/	
Jun	347,474	192	437	575	378	150	25,321	311,219	1,793	235	-	7,174	
Sep	357,671	1,146	2,520	2,585	595	508	24,739	316,796	2,800	515	-	5,467	
Dec	345,188	1,243	2,689	2,546	688	503	23,232	305,102	2,611	740	-	5,834	
1944 Mar	334,004	5,161	16,448	10,470	3,858	3,263	59,632	211,007	13,516	3,193	-	7,456	
Jun	348,503	6,478	17,947	11,095	6,110	3,583	59,490	218,153	14,846	3,332	802	6,667	
Sep	339,487	5,460	18,409	11,069	6,402	4,026	59,462	206,307	14,385	3,245	2,202	8,520	
Dec	409,850	10,409	29,328	19,029	10,769	5,456	84,785	210,075	19,396	3,918	6,821	9,864	
1945 Mar	397,726	15,620	24,172	15,209	12,622	5,025	77,506	204,183	22,399	3,602	7,951	9,437	
End of month						Total	Conti- nental Air Force	Air Train- ing Command	Air Materiel Command	Air Trans- port Command	AAF Center	Per- sonnel Distri- bution Command	Other a/
1945 Jun						393,896	71,997	65,597	209,281	23,940	3,649	10,251	9,181
Sep						318,154	62,336	56,706	156,083	23,201	3,326	9,090	7,412
Dec						233,056	35,930	34,631	123,941	20,037	3,296	8,008	7,213
1946 Jan						213,757	29,297	30,155	116,658	19,245	3,417	5,854	9,131
Feb						204,447	28,345	29,207	112,283	19,437	3,290	3,050	8,835
End of month	Total	Strate- gic Air Command	Tactical Air Command	Air Defense Command	Air Training Command	Air Materiel Command	Air Transport Command	Air Proving Ground Command	Air Univer- sity	Per- sonnel Distri- bution Command	Other		
1946g/ Mar	200,105	15,136	10,063	2,452	29,902	110,207	20,883	3,203	1,686	1,520	5,053		
Apr	202,570	13,025	10,322	2,705	32,114	111,914	22,365	3,178	1,788	892	4,267		
May	202,270	12,144	10,659	3,460	33,282	112,430	20,086	3,154	2,425	479	4,151		
Jun	196,709	11,560	10,332	4,284	31,425	111,085	18,555	2,952	2,421	133	3,962		
Jul	187,327	10,690	10,010	7,043	28,441	106,583	16,410	1,775	2,491	-	3,884		
Aug	175,821	10,102	9,128	8,697	23,517	102,509	13,732	1,810	2,607	-	3,719		
Sep	160,591	9,210	8,409	7,842	21,670	96,456	9,655	1,620	2,313	-	3,416		
Oct	145,894	8,526	7,440	7,572	18,784	91,562	5,845	958	1,975	-	3,232		
Nov	129,816	6,401	4,164	7,609	13,321	87,833	4,646	650	1,956	-	3,236		
Dec	125,233	4,902	3,993	7,541	12,210	86,107	4,405	655	1,934	-	3,486		
End of month	Total	Strate- gic Air Command	Tactical Air Command	Air Defense Command	Air Training Command	Air Materiel Command	Air Transport Command	Air Proving Ground Command	Air Univer- sity	Boll- ing Field Com- mand	Com- mand- ing General AAF	Other (Incl. Staging Area etc.)	
1947 Jan	123,876	4,902	3,822	7,443	12,219	85,428	4,412	652	1,970	854	2,174	-	
Feb	123,166	4,929	3,870	6,918	12,241	85,038	4,382	777	1,984	862	2,165	-	
Mar	118,504	4,767	3,842	6,010	10,653	83,426	4,123	798	1,947	825	2,113	-	
Apr	111,179	4,745	3,770	6,039	10,024	77,090	3,846	839	1,951	769	2,106	-	
May	111,317	5,006	3,792	6,078	10,382	76,994	3,570	690	1,957	771	2,077	-	
Jun	110,097	4,818	3,698	6,261	10,425	75,521	3,642	1,008	1,911	774	2,039	-	
Jul	109,654	5,238	3,964	6,132	9,989	74,815	3,791	1,041	1,923	791	1,970	-	
Aug	108,312	5,436	3,927	6,158	9,625	74,300	3,778	814	1,952	770	1,552	-	
Sep	109,188	5,312	4,034	6,129	9,302	75,423	3,848	860	2,020	767	1,493	-	
Oct	110,329	5,120	4,009	6,104	8,697	77,722	3,529	892	2,023	713	1,520	-	
Nov	111,268	4,986	3,859	6,112	8,677	78,823	3,660	889	2,019	705	1,538	-	
Dec	111,730	5,107	3,837	6,199	8,707	78,989	3,697	918	1,995	714	1,567	-	

a/ Includes Departmental Service and exempted Stations.

b/ Not available.

c/ Includes WAE's not working.

Source: Prior to 1946--Assistant Chief of Air Staff-1, Deputy AC/AS-1 for Personnel, Policy and management, Civilian Personnel Division; 1946-1947, Strength Accounting, Director of Statistical Services, Comptroller, Hq. USAF.

TABLE 52.-- CIVILIAN PERSONNEL, GRADED AND UNGRADED, IN CONTINENTAL US: SEP 1943 THROUGH DEC 1947.

End of Month	Total	Graded				Ungraded	Other s/	
		Total	CAF a/	P b/	SP c/			CPC d/
1943 Sep	357,671	190,360	152,557	4,088	1,894	31,821	167,175	136
Dec	345,188	181,291	147,565	3,686	1,809	28,231	163,738	159
1944 Mar	334,004	171,571	142,187	3,458	1,664	24,262	162,369	64
Jun	348,503	176,749	145,694	3,379	1,852	25,824	171,663	91
Sep	339,487	171,253	141,449	3,175	1,723	24,906	168,123	111
Dec	409,850	204,969	157,531	4,481	4,672	38,285	204,762	119
1945 Mar	397,726	197,177	151,134	4,494	4,709	36,840	200,423	126
Jun	393,896	195,261	149,699	4,327	4,646	36,589	198,489	146
Sep	318,154	166,194	124,252	3,876	4,256	33,810	151,788	172
Dec	233,056	123,118	91,174	3,477	3,154	25,313	91,424	54
1946 Jan	211,892	109,902	80,839	3,459	2,962	22,642	101,905	85
Feb	204,428	106,996	78,937	3,560	3,045	21,454	97,337	95
Mar	200,085	104,699	77,030	3,726	3,134	20,809	95,313	73
Apr	202,553	104,347	76,191	3,899	3,381	20,876	98,131	75
May	202,258	102,782	74,797	4,035	3,429	20,521	99,401	75
Jun	196,701	99,759	72,585	4,204	3,425	19,545	96,862	80
Jul	187,315	96,105	70,299	4,303	3,246	18,257	91,128	82
Aug	175,804	91,495	66,807	4,350	3,127	17,211	84,244	65
Sep	160,562	83,999	61,612	4,356	2,895	15,136	76,510	53
Oct	145,857	76,414	56,297	4,355	2,658	13,104	69,405	38
Nov	129,781	67,874	50,366	4,377	2,431	10,700	61,869	38
Dec	125,195	64,853	48,243	4,354	2,343	9,913	60,301	41
1947 Jan	123,829	63,239	46,918	4,387	2,269	9,665	60,561	29
Feb	123,126	62,424	46,321	4,426	2,261	9,416	60,667	35
Mar	118,460	58,714	43,829	4,213	2,139	8,533	59,715	31
Apr	111,135	51,354	38,533	3,916	1,864	7,041	59,750	31
May	111,287	49,267	37,048	3,920	1,805	6,494	61,972	48
Jun	110,070	47,629	35,991	3,870	1,697	6,071	62,411	30
Jul	109,636	47,049	35,478	3,890	1,671	6,010	62,556	31
Aug	108,300	46,325	34,991	3,857	1,646	5,831	61,953	22
Sep	109,164	46,263	35,023	3,852	1,626	5,762	62,873	28
Oct	110,305	46,152	35,093	3,868	1,594	5,597	64,121	32
Nov	111,229	46,311	35,382	3,895	1,598	5,436	64,889	29
Dec	111,700	46,321	35,439	3,908	1,592	5,382	65,343	36

a/ Clerical, Administrative, and Fiscal. d/ Crafts, Protective and Custodial.

b/ Professional.

c/ Sub-Professional.

e/ Consultants and Experts included only when actually employed.

f/ Excludes 7 civilians appointed to 37th AF Base Unit (Turkish Mission).

TABLE 53.-- ACCESSIONS, SEPARATIONS, AND NUMBER EMPLOYED OF CIVILIAN PERSONNEL WITH VETERAN PREFERENCE, IN CONTINENTAL US: JAN 1946 THROUGH DEC 1947.

Year and Month	Accessions	Separations	Number Employed End of Month				Year and Month	Accessions	Separations	Number Employed End of Month			
			Total	World War II	Other than World War II	Percent of Total Civilian				Total	World War II	Other than World War II	Percent of Total Civilian
1946													
Jan	5,375	6,387	47,056	25,740	21,316	22.21	Jan	2,760	2,449	54,948	40,732	14,216	44.37
Feb	11,139	5,888	52,307	31,484	20,823	25.59	Feb	1,275	1,375	50,683	38,184	12,499	41.16
Mar	7,825	4,592	55,540	36,726	18,814	27.76	Mar	1,512	2,548	53,638	39,973	13,665	45.28
Apr	11,642	4,128	63,054	44,182	18,872	31.13	Apr	1,925	3,194	51,235	38,488	12,747	46.10
May	9,411	4,281	68,184	47,662	20,522	33.71	May	3,598	3,131	53,119	39,670	13,449	47.73
Jun	5,744	6,329	67,599	48,451	19,148	34.37	Jun	3,582	3,624	52,242	39,662	12,580	47.46
Jul	6,836	5,914	68,521	50,558	17,963	36.58	Jul	2,578	2,845	52,975	40,324	12,651	48.32
Aug	3,073	7,411	64,183	47,045	17,138	36.51	Aug	2,901	3,782	52,670	40,339	12,331	48.63
Sep	2,591	6,122	60,652	44,038	16,614	37.77	Sep	2,886	2,588	53,211	40,838	12,373	48.74
Oct	4,986	6,407	59,231	43,113	16,118	40.61	Oct	3,137	2,414	53,425	41,658	11,767	48.43
Nov	2,187	6,056	55,362	39,478	15,884	42.66	Nov	2,717	2,102	54,370	42,138	12,232	48.88
Dec	2,244	3,295	54,311	39,172	15,139	43.38	Dec	2,343	1,743	55,166	42,880	12,286	49.39

Source of the above tables: Personnel and Administration, Director of Civilian Personnel, Deputy Chief of Staff, Hq. USAF.

TABLE 54.-- ACCESSIONS AND SEPARATIONS OF CIVILIAN PERSONNEL IN

(Rates are percents of average number)

Line Number	Year and Quarter or Month	Totals and Rates				Accessions		
		Average Civilian Employment	Total Accessions	Accession Rate	Total Separations	Separation Rates	New Appointments and Reappointment	Transfers from other Government Agencies
1	Total	<u>14,482,125</u>	<u>928,227</u>	<u>6.41</u>	<u>1,164,001</u>	<u>8.04</u>	<u>725,263</u>	<u>10,199</u>
2	Annually							
3	1943 (Jul-Dec)	2,287,178	166,595	7.26	168,881	7.38	145,061	2,427
4	1944	4,296,926	383,175	8.92	318,513	7.41	266,304	2,808
5	1945	4,336,671	224,216	5.17	401,010	9.25	195,774	2,457
6	1946	2,196,361	99,427	4.53	207,288	9.44	70,685	1,641
7	1947	1,364,989	54,814	4.02	68,309	5.00	47,439	866
8	Quarterly							
9	1943							
10	3rd qtr. . .	1,051,875	102,015	9.70	91,818	8.73	86,548	1,363
11	4th qtr. . .	1,061,566	64,580	6.08	77,063	7.26	58,513	1,064
12	1944							
13	1st qtr. . .	1,016,505	71,957	7.08	83,141	8.18	65,383	993
14	2nd qtr. . .	1,028,348	94,148	9.15	79,649	7.75	79,538	581
15	3rd qtr. . .	1,035,223	66,689	6.44	75,705	7.31	60,032	680
16	4th qtr. . .	1,216,850	150,381	12.36	80,018	6.58	61,351	554
17	1945							
18	1st qtr. . .	1,211,620	61,924	5.11	74,048	6.11	55,975	638
19	2nd qtr. . .	1,188,322	74,803	6.29	78,633	6.62	65,776	461
20	3rd qtr. . .	1,105,079	49,546	4.48	125,288	11.34	44,760	689
21	4th qtr. . .	831,650	37,943	4.56	123,041	14.79	29,263	669
22	Monthly							
23	1946							
24	Jan.	222,474	11,411	5.13	32,575	14.64	7,022	234
25	Feb.	208,160	13,738	6.60	21,202	10.19	9,511	153
26	Mar.	202,256	14,343	7.09	18,686	9.24	10,456	185
27	Apr.	201,319	15,975	7.93	13,507	6.71	11,783	223
28	May.	202,406	13,274	6.56	13,569	6.70	10,144	212
29	Jun.	199,479	8,701	4.36	14,258	7.15	6,332	162
30	Jul.	192,008	6,144	3.20	15,530	8.01	4,356	107
31	Aug.	181,560	4,829	2.66	16,340	9.00	3,252	133
32	Sep.	168,183	3,038	1.81	18,280	10.87	2,043	31
33	Oct.	153,209	2,912	1.90	17,617	11.50	1,961	79
34	Nov.	137,819	2,145	1.56	18,221	13.22	1,566	47
35	Dec.	127,488	2,917	2.29	7,503	5.88	2,259	35
36	1947							
37	Jan.	124,512	3,611	2.90	4,977	4.00	2,686	67
38	Feb.	123,478	3,479	2.82	4,182	3.39	2,647	52
39	Mar.	120,793	2,134	1.77	6,800	5.63	1,653	46
40	Apr.	114,797	3,317	2.89	10,642	9.27	2,460	39
41	May.	111,211	6,164	5.54	6,012	5.43	5,343	36
42	Jun.	110,678	6,775	6.12	7,992	7.22	5,959	56
43	Jul.	109,853	4,615	4.20	5,049	4.60	4,080	65
44	Aug.	108,968	4,230	3.88	5,566	5.11	3,746	51
45	Sep.	108,732	5,890	5.42	5,026	4.62	5,450	99
46	Oct.	109,735	6,530	5.95	5,389	4.91	6,175	108
47	Nov.	110,767	4,692	4.24	3,768	3.40	4,253	112
48	Dec.	111,465	3,377	3.03	2,906	2.61	2,987	135


g/ Includes separations because of legal incompetence.

Source: Prior to 1947, Assistant Chief of Air Staff - 1, Deputy AC/AS - 1, for Personnel, Policy Management, Civilian Personnel Division; 1947, Personnel and Administration, Director of Civilian Personnel, Deputy Chief of Staff, Hq. USAF.


CONTINENTAL US, BY CAUSE AND RATE: JUL 1943 THROUGH DEC 1947.

employed during each period.)

Accessions (Continued)			Separations									Line Number
Transfers from Other War Departments	return from Military Service	return from Leave Without Pay	Resignations	Transfer to other Government Agencies	Transfer to Other War Departments	For Military Service	Retirement and Death R/	Leave without Pay	Reduction in Force	Removed for Cause	Other	
151,112	30,746	10,907	657,237	17,822	45,885	43,082	2,127	35,544	202,050	66,438	90,706	1
												2
19,107	-	-	107,237	1,262	6,959	13,640	598	5,798	-	13,472	19,915	3
109,564	2,166	2,333	188,543	3,276	18,657	17,998	1,459	9,345	2,817	24,391	52,027	4
14,473	7,210	4,302	250,249	7,292	10,031	9,931	1,526	10,520	81,041	22,717	7,703	5
4,807	20,329	1,965	81,061	5,064	8,221	1,161	863	7,876	93,594	4,222	5,226	6
3,161	1,041	2,307	30,247	938	2,017	352	681	2,005	24,598	1,636	5,835	7
												8
												9
14,104	-	-	61,013	579	3,732	8,030	277	3,433	-	7,004	7,750	10
5,003	-	-	46,224	683	3,227	5,610	321	2,365	-	6,468	12,165	11
												12
5,581	-	-	41,855	733	6,243	4,893	363	1,508	-	6,521	21,025	13
13,383	646	-	45,271	771	4,240	4,978	286	1,729	-	6,043	16,331	14
4,217	628	1,132	50,791	743	4,442	4,549	350	2,906	1,042	5,184	5,698	15
86,383	892	1,201	50,626	1,029	3,732	3,578	460	3,202	1,775	6,643	8,973	16
												17
3,425	615	1,271	48,378	1,139	2,667	3,284	524	2,877	5,743	7,450	1,986	18
7,062	465	1,039	54,329	1,232	2,409	4,118	380	2,802	5,549	6,694	1,120	19
2,158	915	1,024	87,834	2,411	2,306	1,828	309	3,084	19,881	5,798	1,837	20
1,828	5,215	968	59,708	2,510	2,649	701	313	1,757	49,868	2,775	2,760	21
												22
												23
262	3,704	189	12,319	747	866	137	98	539	16,629	609	631	24
310	3,579	185	8,360	575	828	95	98	382	10,041	406	417	25
395	3,111	196	8,098	789	1,536	100	74	307	6,651	412	719	26
943	2,914	112	6,934	504	489	130	74	246	4,326	456	348	27
705	2,096	117	7,087	372	240	115	96	570	4,411	385	293	28
682	1,416	109	6,737	346	896	104	85	275	5,050	372	393	29
403	1,145	133	5,865	305	1,122	119	71	316	6,440	356	936	30
425	881	138	6,381	311	464	82	52	571	7,819	298	362	31
232	560	132	6,981	327	403	129	54	576	8,844	352	614	32
230	425	217	5,048	317	394	70	59	636	10,509	242	342	33
88	286	158	4,659	301	425	45	51	2,930	9,526	194	90	34
132	212	279	2,592	170	558	35	51	528	3,348	140	81	35
												36
122	316	420	2,651	98	503	91	43	292	1,098	123	78	37
377	184	219	2,144	87	75	27	52	168	1,340	133	156	38
114	107	214	2,746	126	222	20	50	173	2,901	147	415	39
366	91	361	3,118	89	181	27	49	161	6,323	180	514	40
488	64	233	2,622	73	135	18	49	130	1,987	131	867	41
455	60	245	2,990	69	156	18	74	152	3,439	142	952	42
248	69	153	2,567	64	156	28	63	169	1,428	155	419	43
303	41	89	2,849	43	74	28	50	123	1,774	147	478	44
136	30	175	3,233	58	109	16	57	205	878	119	351	45
144	28	75	2,346	82	303	28	53	201	1,533	150	693	46
233	29	65	1,535	74	60	23	71	121	1,075	115	694	47
175	22	58	1,446	75	43	28	70	110	822	94	218	48







PART III

TRAINING

School Training has been broken down into four groups in this part of the Statistical Digest as follows: Flying Training, Technical Training, Training at Air Materiel Command and Training at the Air University. The last two groups appear for the first time and report data only for the year 1947.

Table 58.-- "Aviation Cadets in AAF, By Type of Training: Jun 1922 to Dec 1946", listed under Training in 1946 "Statistical Digest", may now be found under Personnel, Section - By Type.

Flying Training is separated into three sections: Total Air Force, Negro Training and Foreign Training. Under each group heading may be found tables on "Students Under Instruction, By Type of Course", "Flying Training Graduates By Type of Course": "Flying Training Eliminees" and "Flying Training Fatalities". One exception exists in above break as Negro Eliminees and Fatalities are combined in one table.

Negro flying students are shown in separate tables but are included in over-all Air Force totals while Foreign flying students are not. Very few changes were made in the Flying Training format for 1947 over 1946 Statistical Digest. One new course, 4 Engine, under Advanced Pilot Training was added for 1947.

Technical Training shows a decided change in format over the 1946 publication.

The following courses were added for the first time: Intelligence (Officers and Enlisted Personnel); Polar Indoctrination (Officers and Enlisted Men); and Firefighter - Crash Rescuer (Officers and Enlisted Men). A more homogeneous grouping was made of the courses such as Aircraft Maintenance covering Engineering course and helicopter; Communications and Electronics which includes Radar, Cryptography and Other (Radio, etc.).

Technical Training also includes both white and colored students, excludes foreign students, and shows no separate break for colored and foreign students as does Flying Training.

Table 55.-- FLYING TRAINING STUDENTS UNDER INSTRUCTION, BY TYPE

(Figures are as of

Line No.	Course	1939		1940				1941			
		Sep	Dec	Mar	Jun	Sep	Dec	Mar	Jun	Sep	Dec
1	US White and Colored Total	966	1,427	1,609	1,849	2,987	4,491	6,485	6,962	9,125	13,286
2	Pre-Flight.	-	-	-	-	-	-	-	-	-	-
3	Pilot Training - Total.	966	1,427	1,609	1,849	2,855	4,150	6,485	6,962	9,125	12,122
4	Primary	709	711	688	931	1,727	1,623	3,277	3,017	4,387	6,835
5	Basic	257	493	466	491	674	1,685	1,843	2,297	2,265	3,183
6	Advanced - Total.	-	223	455	427	454	842	1,365	1,648	2,473	2,104
7	Single Engine	-	223	455	427	454	842	1,255	1,516	2,275	1,956
8	Two Engine	-	-	-	-	-	-	110	132	198	148
9	Other	-	-	-	-	-	-	-	-	-	-
10	Transition - Total.	-	-	-	-	-	-	-	-	-	-
11	Fighter - Total	-	-	-	-	-	-	-	-	-	-
12	Single Engine	-	-	-	-	-	-	-	-	-	-
13	Two Engine.	-	-	-	-	-	-	-	-	-	-
14	Jet	-	-	-	-	-	-	-	-	-	-
15	Light Bombardment	-	-	-	-	-	-	-	-	-	-
16	Medium Bombardment.	-	-	-	-	-	-	-	-	-	-
17	Heavy Bombardment	-	-	-	-	-	-	-	-	-	-
18	Very Heavy Bombardment.	-	-	-	-	-	-	-	-	-	-
19	Other	-	-	-	-	-	-	-	-	-	-
20	Liaison - Total	-	-	-	-	-	-	-	-	-	-
21	AAF	-	-	-	-	-	-	-	-	-	-
22	Field Artillery	-	-	-	-	-	-	-	-	-	-
23	Air Transport	-	-	-	-	-	-	-	-	-	-
24	helicopter.	-	-	-	-	-	-	-	-	-	-
25	Women's Aux. Service Pilots	-	-	-	-	-	-	-	-	-	-
26	US Student in British School.	-	-	-	-	-	-	-	-	-	-
27	Other	-	-	-	-	-	-	-	-	-	-
28	Bombardier.	-	-	-	-	82	105	-	-	-	164
29	Navigation.	-	-	-	-	50	122	-	-	-	787
30	Bombardier - Navigation	-	-	-	-	-	-	-	-	-	-
31	Radar Observer Bombardment.	-	-	-	-	-	-	-	-	-	-
32	Flight Engineer	-	-	-	-	-	-	-	-	-	-
33	Glider Training - Total	-	-	-	-	-	-	-	-	-	-
34	Pilot - Total	-	-	-	-	-	-	-	-	-	-
35	Elementary.	-	-	-	-	-	-	-	-	-	-
36	Basic	-	-	-	-	-	-	-	-	-	-
37	Advanced.	-	-	-	-	-	-	-	-	-	-
38	Other	-	-	-	-	-	-	-	-	-	-
39	Gunnery Training - Total.	-	-	-	-	-	-	-	-	-	106
40	Flexible.	-	-	-	-	-	-	-	-	-	-
41	Fixed	-	-	-	-	-	-	-	-	-	-
42	Gunnery Officer	-	-	-	-	-	-	-	-	-	106
43	Instructor Training - Total	-	-	-	-	-	-	-	-	-	-
44	Pilot	-	-	-	-	-	-	-	-	-	-
45	Bombardier.	-	-	-	-	-	-	-	-	-	-
46	Navigation.	-	-	-	-	-	-	-	-	-	-
47	Gunnery	-	-	-	-	-	-	-	-	-	-
48	Other	-	-	-	-	-	-	-	-	-	-
49	Air Crew College.	-	-	-	-	-	-	-	-	-	-
50	Classification and Pools.	-	-	-	-	-	-	-	-	-	-
51	Other	-	-	-	-	-	114	-	-	-	127

OF COURSE: QUARTERLY, 3RD QUARTER SEP 1939 THROUGH DEC 1947

end of month.)

1942				1943				1944				Line No.
Mar	Jun	Sep	Dec	Mar	Jun	Sep	Dec	Mar	Jun	Sep	Dec	
<u>23,425</u>	<u>37,375</u>	<u>38,079</u>	<u>83,282</u>	<u>94,114</u>	<u>114,488</u>	<u>223,984</u>	<u>247,959</u>	<u>227,761</u>	<u>159,918</u>	<u>132,845</u>	<u>105,787</u>	1
-	<u>2,693</u>	<u>6,727</u>	<u>25,324</u>	<u>29,872</u>	<u>33,140</u>	<u>35,026</u>	<u>33,947</u>	<u>26,857</u>	<u>23,664</u>	<u>11,197</u>	<u>2,686</u>	2
<u>19,548</u>	<u>26,070</u>	<u>31,352</u>	<u>39,080</u>	<u>46,514</u>	<u>54,916</u>	<u>64,152</u>	<u>71,747</u>	<u>68,963</u>	<u>54,808</u>	<u>43,129</u>	<u>27,130</u>	3
9,678	12,566	15,488	19,480	20,996	24,078	26,189	25,496	17,794	14,969	8,650	3,379	4
6,056	7,039	8,714	10,998	14,010	14,769	17,869	22,508	21,152	13,313	11,488	6,386	5
3,814	6,092	6,459	7,078	10,408	11,260	13,321	18,107	21,284	15,928	11,629	9,654	6
2,577	3,494	3,337	2,854	3,330	3,603	4,204	5,192	7,016	5,381	4,110	2,941	7
1,237	2,598	3,122	4,224	7,078	7,657	8,935	12,743	14,097	10,547	7,519	6,713	8
-	-	-	-	-	-	182	172	171	-	-	-	9
-	373	691	408	590	3,060	4,973	4,518	7,183	8,944	10,062	7,576	10
-	-	-	-	-	-	-	-	1,385	1,967	1,487	994	11
-	-	-	-	-	-	-	-	1,385	1,967	1,487	994	12
-	-	-	-	-	-	-	-	-	-	-	-	13
-	-	-	-	-	-	-	-	-	-	-	-	14
-	-	-	-	-	-	-	-	-	-	-	-	15
-	373	691	408	556	2,284	3,579	3,451	994	902	706	789	16
-	-	-	-	-	-	-	-	4,804	6,075	7,612	5,295	17
-	-	-	-	-	-	-	-	-	-	-	498	18
-	-	-	-	34	776	1,094	-	-	-	257	-	19
-	-	-	-	320	525	684	432	198	246	115	-	20
-	-	-	-	120	125	155	183	-	-	45	-	21
-	-	-	-	200	400	529	249	198	246	70	-	22
-	-	-	206	-	-	-	-	634	976	854	123	23
-	-	-	-	-	-	-	-	-	-	10	12	24
-	-	-	-	-	476	437	406	528	369	321	-	25
-	-	-	-	-	251	250	280	190	-	-	-	26
-	-	-	910	190	497	429	-	-	63	-	-	27
<u>896</u>	<u>1,465</u>	-	<u>1,780</u>	<u>3,670</u>	<u>4,430</u>	<u>2,731</u>	<u>405</u>	-	-	-	-	28
<u>1,760</u>	<u>1,848</u>	-	<u>1,694</u>	<u>1,796</u>	<u>8,306</u>	<u>7,797</u>	<u>8,301</u>	<u>8,507</u>	<u>8,068</u>	<u>9,038</u>	<u>6,466</u>	29
-	-	-	<u>632</u>	-	-	<u>2,426</u>	<u>6,238</u>	<u>7,524</u>	<u>8,617</u>	<u>6,782</u>	<u>5,756</u>	30
-	-	-	-	-	-	-	-	-	-	-	-	31
-	-	-	-	-	-	-	-	-	-	-	-	32
<u>48</u>	<u>2,651</u>	-	<u>5,246</u>	<u>1,426</u>	<u>205</u>	<u>232</u>	<u>138</u>	<u>333</u>	<u>1,213</u>	<u>656</u>	<u>103</u>	33
<u>48</u>	<u>155</u>	-	<u>5,246</u>	<u>1,426</u>	<u>205</u>	<u>232</u>	<u>138</u>	<u>203</u>	<u>857</u>	<u>552</u>	<u>103</u>	34
-	<u>155</u>	-	<u>2,714</u>	<u>204</u>	-	-	-	-	-	-	-	35
-	-	-	<u>1,962</u>	<u>884</u>	-	-	-	-	<u>283</u>	<u>168</u>	-	36
<u>48</u>	-	-	<u>570</u>	<u>338</u>	<u>205</u>	<u>232</u>	<u>138</u>	<u>203</u>	<u>574</u>	<u>384</u>	<u>103</u>	37
-	<u>2,496</u>	-	-	-	-	-	-	<u>130</u>	<u>356</u>	<u>104</u>	-	38
<u>1,081</u>	<u>2,534</u>	-	<u>9,526</u>	<u>10,766</u>	<u>11,552</u>	<u>15,987</u>	<u>18,205</u>	<u>17,725</u>	<u>18,853</u>	<u>17,833</u>	<u>10,747</u>	39
<u>1,081</u>	<u>2,534</u>	-	<u>9,526</u>	<u>10,766</u>	<u>11,552</u>	<u>15,923</u>	<u>18,161</u>	<u>17,644</u>	<u>18,668</u>	<u>17,524</u>	<u>10,639</u>	40
-	-	-	-	-	-	<u>64</u>	<u>44</u>	<u>81</u>	<u>67</u>	<u>91</u>	-	41
-	-	-	-	-	-	-	-	-	<u>118</u>	<u>218</u>	<u>108</u>	42
-	-	-	-	-	<u>1,826</u>	<u>1,951</u>	<u>3,548</u>	<u>3,247</u>	<u>2,641</u>	<u>3,315</u>	<u>5,161</u>	43
-	-	-	-	-	<u>1,291</u>	<u>1,224</u>	<u>2,240</u>	<u>1,624</u>	<u>1,295</u>	<u>1,413</u>	<u>1,646</u>	44
-	-	-	-	-	<u>209</u>	<u>297</u>	<u>270</u>	<u>282</u>	<u>313</u>	<u>375</u>	<u>897</u>	45
-	-	-	-	-	-	-	<u>118</u>	<u>205</u>	<u>165</u>	<u>281</u>	<u>1,059</u>	46
-	-	-	-	-	<u>335</u>	<u>345</u>	<u>633</u>	<u>638</u>	<u>616</u>	<u>771</u>	<u>1,193</u>	47
-	-	-	-	-	-	<u>85</u>	<u>287</u>	<u>498</u>	<u>252</u>	<u>475</u>	<u>366</u>	48
-	-	-	-	-	-	<u>60,949</u>	<u>68,109</u>	<u>52,606</u>	<u>14</u>	-	-	49
-	-	-	-	-	-	<u>32,733</u>	<u>33,154</u>	<u>41,999</u>	<u>41,968</u>	<u>40,706</u>	<u>47,522</u>	50
<u>92</u>	<u>114</u>	-	-	<u>70</u>	<u>113</u>	-	<u>4,167</u>	-	<u>72</u>	<u>189</u>	<u>216</u>	51

Table 55.-- FLYING TRAINING STUDENTS UNDER INSTRUCTION, BY TYPE OF COURSE: QUARTERLY,
3RD QUARTER SEP 1939 THROUGH DEC 1947 -- Continued

(Figures are as end of month.)

Course	1945				1946				1947			
	Mar	Jun	Sep	Dec	Mar	Jun	Sep	Dec	Mar	Jun	Sep	Dec
US White and Colored												
<u>Total</u>	<u>44,467</u>	<u>29,793</u>	<u>7,871</u>	<u>1,385</u>	<u>639</u>	<u>596</u>	<u>894</u>	<u>787</u>	<u>1,037</u>	<u>124</u>	<u>1,044</u>	<u>1,189</u>
<u>Pre-Flight</u>	<u>4,366</u>	<u>525</u>	<u>668</u>	-	-	-	-	-	-	-	-	-
<u>Pilot Training - Total</u>	<u>19,286</u>	<u>10,014</u>	<u>2,647</u>	<u>888</u>	<u>603</u>	<u>344</u>	<u>511</u>	<u>721</u>	<u>959</u>	<u>74</u>	<u>901</u>	<u>1,047</u>
Primary	3,482	911	288	397	149	108	-	344	476	-	394	454
Basic	2,597	2,307	390	169	8	62	235	4	295	-	216	359
Advanced - Total	5,874	2,260	1,000	268	282	93	101	210	23	-	179	221
Single Engine	1,684	914	343	108	239	33	4	73	6	-	65	83
Two Engine	3,903	1,346	657	160	43	60	97	137	5	-	77	67
Four Engine	-	-	-	-	-	-	-	-	12	-	37	71
Other	287	-	-	-	-	-	-	-	-	-	-	-
Transition - Total	7,019	4,149	892	-	43	4	117	26	58	50	44	-
Fighter - Total	1,136	108	-	-	36	4	117	26	-	-	-	-
Single Engine	1,077	-	-	-	36	4	70	-	-	-	-	-
Two Engine	59	108	-	-	-	-	-	-	-	-	-	-
Jet	-	-	-	-	-	-	47	26	50	47	44	-
Light Bombardment	-	-	-	-	7	-	-	-	8	-	-	-
Medium Bombardment	508	656	24	-	-	-	-	-	-	-	-	-
Heavy Bombardment	4,871	1,881	868	-	-	-	-	-	-	-	a/	-
Very Heavy Bombardment	504	1,504	-	-	-	-	-	-	-	3	-	-
Other	-	-	-	-	-	-	-	-	-	-	-	-
Liaison - Total	237	288	68	50	100	66	52	122	86	5	47	1
AAF	-	99	-	-	-	-	-	-	-	-	-	-
Field Artillery	237	189	68	50	100	66	52	122	86	5	47	1
Air Transport	49	73	9	-	8	-	-	-	-	-	-	-
Helicopter	28	26	-	4	13	11	6	15	21	19	21	12
Women's Aux. Service Pilots	-	-	-	-	-	-	-	-	-	-	-	-
US Student in British School	-	-	-	-	-	-	-	-	-	-	-	-
Other	-	-	-	-	-	-	-	-	-	-	-	-
<u>Bombardier</u>	<u>578</u>	<u>754</u>	-	-	-	-	-	-	-	-	-	-
<u>Navigation</u>	<u>4,243</u>	<u>3,221</u>	<u>665</u>	<u>202</u>	-	-	-	-	-	-	-	-
<u>Bombardier - Navigation</u>	<u>4,089</u>	<u>2,462</u>	<u>205</u>	<u>35</u>	-	-	-	-	-	-	-	-
<u>Radar Observer Bombardment</u>	-	<u>481</u>	-	-	-	<u>73</u>	<u>43</u>	<u>18</u>	<u>70</u>	<u>42</u>	<u>101</u>	<u>132</u>
<u>Flight Engineer</u>	<u>408</u>	<u>1,145</u>	<u>895</u>	-	-	-	<u>24</u>	<u>16</u>	<u>8</u>	-	-	-
<u>Glider Training - Total</u>	-	-	-	-	-	-	-	-	-	-	-	-
Pilot - Total	-	-	-	-	-	-	-	-	-	-	-	-
Elementary	-	-	-	-	-	-	-	-	-	-	-	-
Basic	-	-	-	-	-	-	-	-	-	-	-	-
Advanced	-	-	-	-	-	-	-	-	-	-	-	-
Other	-	-	-	-	-	-	-	-	-	-	-	-
<u>Gunnery Training - Total</u>	<u>7,196</u>	<u>8,083</u>	<u>1,436</u>	<u>6</u>	-	<u>10</u>	<u>60</u>	-	-	<u>8</u>	<u>10</u>	<u>10</u>
Flexible	6,939	8,021	1,436	-	-	-	-	-	-	-	-	-
Fixed	140	-	-	6	-	10	60	-	-	8	10	10
Gunnery Officer	117	62	-	-	-	-	-	-	-	-	-	-
<u>Instructor Training - Total</u>	<u>3,971</u>	<u>2,811</u>	<u>1,117</u>	<u>254</u>	<u>36</u>	<u>169</u>	<u>256</u>	<u>32</u>	-	-	<u>32</u>	-
Pilot	1,921	1,419	552	-	36	169	256	32	-	-	-	-
Bombardier	-	232	185	231	-	-	-	-	-	-	-	-
Navigation	103	94	14	23	-	-	-	-	-	-	-	-
Gunnery	1,645	837	331	-	-	-	-	-	-	-	-	-
Other	302	229	35	-	-	-	-	-	-	-	32	-
<u>Air Crew College</u>	-	-	-	-	-	-	-	-	-	-	-	-
<u>Classification and Pools</u>	-	-	<u>76</u>	-	-	-	-	-	-	-	-	-
<u>Other</u>	<u>338</u>	<u>297</u>	<u>162</u>	-	-	-	-	-	-	-	-	-

a/ B-29 Transition designated Heavy Bombardment, September 1947.

Table 56.-- FLYING TRAINING GRADUATES, BY TYPE OF COURSE: ANNUALLY AND QUARTERLY,
3RD QUARTER 1939 THROUGH DEC 1947

Note.--The figures below reflect the number of courses completed by students and not the number of different individuals graduated. Students who complete more than one course of training are counted as graduated of each course.

Course	Total	1939 (Jul- Dec)	1940	1941	1942	1943	1944	1945	1946	1947
US White and Colored										
Total	<u>1,575,646</u>	<u>982</u>	<u>8,125</u>	<u>27,531</u>	<u>192,468</u>	<u>561,072</u>	<u>617,961</u>	<u>162,045</u>	<u>2,602</u>	<u>2,860</u>
Free Flight	<u>133,780</u>	-	-	-	<u>45,471</u>	<u>168,856</u>	<u>110,079</u>	<u>11,374</u>	-	-
Pilot Training - Total	<u>745,286</u>	<u>982</u>	<u>8,043</u>	<u>27,071</u>	<u>107,871</u>	<u>246,462</u>	<u>286,468</u>	<u>64,658</u>	<u>1,378</u>	<u>2,353</u>
Primary	<u>234,629</u>	<u>757</u>	<u>3,831</u>	<u>11,209</u>	<u>46,353</u>	<u>92,544</u>	<u>71,319</u>	<u>7,472</u>	<u>221</u>	<u>923</u>
Basic	<u>203,705</u>	<u>225</u>	<u>2,426</u>	<u>8,618</u>	<u>32,567</u>	<u>71,694</u>	<u>77,091</u>	<u>10,367</u>	<u>309</u>	<u>408</u>
Advanced - Total	<u>197,037</u>	-	<u>1,786</u>	<u>7,244</u>	<u>24,948</u>	<u>62,260</u>	<u>81,488</u>	<u>18,533</u>	<u>404</u>	<u>374</u>
Single Engine	<u>73,769</u>	-	<u>1,786</u>	<u>6,667</u>	<u>13,876</u>	<u>19,712</u>	<u>25,733</u>	<u>5,743</u>	<u>132</u>	<u>120</u>
Two Engine	<u>121,877</u>	-	-	<u>577</u>	<u>11,072</u>	<u>42,160</u>	<u>55,291</u>	<u>12,300</u>	<u>272</u>	<u>205</u>
Four Engine	<u>49</u>	-	-	-	-	-	-	-	-	<u>49</u>
Other	<u>1,342</u>	-	-	-	-	<u>388</u>	<u>464</u>	<u>490</u>	-	-
Transition - Total	<u>95,847</u>	-	-	-	<u>3,514</u>	<u>13,656</u>	<u>50,679</u>	<u>27,414</u>	<u>225</u>	<u>359</u>
Fighter - Total	<u>19,226</u>	-	-	-	-	-	<u>13,403</u>	<u>5,309</u>	<u>207</u>	<u>307</u>
Single Engine	<u>18,614</u>	-	-	-	-	-	<u>13,403</u>	<u>5,057</u>	<u>153</u>	<u>1</u>
Two Engine	<u>252</u>	-	-	-	-	-	-	<u>252</u>	-	-
Jet	<u>360</u>	-	-	-	-	-	-	-	<u>54</u>	<u>306</u>
Light Bombardment	<u>60</u>	-	-	-	-	-	-	-	<u>18</u>	<u>42</u>
Medium Bombardment	<u>7,605</u>	-	-	-	-	<u>903</u>	<u>4,402</u>	<u>2,300</u>	-	-
Heavy Bombardment	<u>61,632</u>	-	-	-	<u>3,514</u>	<u>10,765</u>	<u>32,478</u>	<u>14,872</u>	-	<u>a/ 3</u>
Very Heavy Bombardment	<u>5,079</u>	-	-	-	-	-	<u>139</u>	<u>4,933</u>	-	<u>7</u>
Other	<u>2,245</u>	-	-	-	-	<u>1,988</u>	<u>257</u>	-	-	-
Liaison - Total	<u>4,741</u>	-	-	-	-	<u>2,587</u>	<u>1,248</u>	<u>543</u>	<u>178</u>	<u>185</u>
AAF	<u>1,509</u>	-	-	-	-	<u>904</u>	<u>460</u>	<u>145</u>	-	-
Field Artillery	<u>3,232</u>	-	-	-	-	<u>1,683</u>	<u>788</u>	<u>398</u>	<u>178</u>	<u>185</u>
Air Transport	<u>3,574</u>	-	-	-	<u>70</u>	-	<u>3,246</u>	<u>236</u>	<u>22</u>	-
Helicopter	<u>252</u>	-	-	-	-	-	<u>36</u>	<u>93</u>	<u>19</u>	<u>104</u>
Women's Aux. Service Pilots	<u>1,282</u>	-	-	-	-	<u>380</u>	<u>902</u>	-	-	-
US Student in British Sch	<u>552</u>	-	-	-	-	<u>297</u>	<u>255</u>	-	-	-
Other	<u>3,667</u>	-	-	-	<u>419</u>	<u>3,044</u>	<u>204</u>	-	-	-
Bombardier	<u>22,961</u>	-	<u>18</u>	<u>206</u>	<u>3,858</u>	<u>14,106</u>	<u>391</u>	<u>4,382</u>	-	-
Navigation	<u>54,569</u>	-	<u>44</u>	<u>137</u>	<u>3,609</u>	<u>15,887</u>	<u>21,980</u>	<u>12,762</u>	<u>140</u>	<u>10</u>
Bombardier - Navigation	<u>28,738</u>	-	-	-	<u>666</u>	<u>1,992</u>	<u>18,761</u>	<u>7,267</u>	<u>52</u>	-
Radar Observer Bombardment	<u>1,555</u>	-	-	-	-	-	-	<u>1,499</u>	-	<u>56</u>
Flight Engineer	<u>5,833</u>	-	-	-	-	-	<u>31</u>	<u>5,759</u>	<u>19</u>	<u>24</u>
Glider Training - Total	<u>23,194</u>	-	-	-	<u>9,912</u>	<u>7,463</u>	<u>5,738</u>	<u>81</u>	-	-
Pilot - Total	<u>18,146</u>	-	-	-	<u>6,839</u>	<u>7,463</u>	<u>3,763</u>	<u>81</u>	-	-
Elementary	<u>6,183</u>	-	-	-	<u>3,879</u>	<u>2,304</u>	-	-	-	-
Basic	<u>6,354</u>	-	-	-	<u>2,466</u>	<u>2,334</u>	<u>1,554</u>	-	-	-
Advanced	<u>5,605</u>	-	-	-	<u>494</u>	<u>2,825</u>	<u>2,209</u>	<u>81</u>	-	-
Other	<u>5,048</u>	-	-	-	<u>3,073</u>	-	<u>1,975</u>	-	-	-
Gunnery Training - Total	<u>293,235</u>	-	-	-	<u>20,728</u>	<u>91,794</u>	<u>147,664</u>	<u>32,856</u>	<u>159</u>	<u>34</u>
Flexible	<u>290,751</u>	-	-	-	<u>20,728</u>	<u>91,587</u>	<u>146,202</u>	<u>32,234</u>	-	-
Fixed	<u>1,309</u>	-	-	-	-	<u>207</u>	<u>812</u>	<u>97</u>	<u>159</u>	<u>34</u>
Gunnery Officer	<u>1,175</u>	-	-	-	-	-	<u>650</u>	<u>525</u>	-	-
Instructor Training - Total	<u>61,501</u>	-	-	-	-	<u>13,332</u>	<u>26,166</u>	<u>20,766</u>	<u>854</u>	<u>383</u>
Pilot	<u>30,973</u>	-	-	-	-	<u>9,476</u>	<u>12,125</u>	<u>8,512</u>	<u>640</u>	<u>220</u>
Bombardier	<u>5,936</u>	-	-	-	-	<u>1,140</u>	<u>2,110</u>	<u>2,517</u>	<u>169</u>	-
Navigation	<u>3,059</u>	-	-	-	-	<u>18</u>	<u>1,237</u>	<u>1,759</u>	<u>45</u>	-
Gunnery	<u>16,690</u>	-	-	-	-	<u>2,518</u>	<u>7,740</u>	<u>6,432</u>	-	-
Other	<u>4,843</u>	-	-	-	-	<u>180</u>	<u>2,954</u>	<u>1,546</u>	-	<u>163</u>
Classification	<u>1,086</u>	-	-	-	-	<u>804</u>	<u>282</u>	-	-	-
Other	<u>1,908</u>	-	<u>20</u>	<u>117</u>	<u>353</u>	<u>376</u>	<u>401</u>	<u>641</u>	-	-

a/ B-29 designated Heavy Bombardment, September 1947.

Table 56.-- FLYING TRAINING GRADUATES, BY TYPE OF COURSE: ANNUALLY

Line Number	Course	1939		1940				1941			
		3rd Qtr	4th Qtr	1st Qtr	2nd Qtr	3rd Qtr	4th Qtr	1st Qtr	2nd Qtr	3rd Qtr	4th Qtr
1	US White and Colored Total	<u>257</u>	<u>725</u>	<u>1,151</u>	<u>1,373</u>	<u>1,578</u>	<u>4,023</u>	<u>4,429</u>	<u>5,338</u>	<u>9,657</u>	<u>8,107</u>
2	Pre-Flight.	-	-	-	-	-	-	-	-	-	-
3	Pilot Training - Total.	<u>257</u>	<u>725</u>	<u>1,151</u>	<u>1,373</u>	<u>1,558</u>	<u>3,961</u>	<u>4,319</u>	<u>5,338</u>	<u>9,657</u>	<u>7,757</u>
4	Primary	257	500	482	501	695	2,153	1,900	2,366	3,706	3,237
5	Basic	-	225	452	424	447	1,103	1,481	1,638	3,408	2,091
6	Advanced - Total.	-	-	217	448	416	705	938	1,334	2,543	2,429
7	Single Engine	-	-	217	448	416	705	938	1,214	2,282	2,233
8	Two Engine.	-	-	-	-	-	-	-	120	261	196
9	Other	-	-	-	-	-	-	-	-	-	-
10	Transition - Total.	-	-	-	-	-	-	-	-	-	-
11	Fighter - Total	-	-	-	-	-	-	-	-	-	-
12	Single Engine	-	-	-	-	-	-	-	-	-	-
13	Two Engine.	-	-	-	-	-	-	-	-	-	-
14	Jet	-	-	-	-	-	-	-	-	-	-
15	Light Bombardment	-	-	-	-	-	-	-	-	-	-
16	Medium Bombardment.	-	-	-	-	-	-	-	-	-	-
17	Heavy Bombardment	-	-	-	-	-	-	-	-	-	-
18	Very Heavy Bombardment.	-	-	-	-	-	-	-	-	-	-
19	Other	-	-	-	-	-	-	-	-	-	-
20	Liaison - Total	-	-	-	-	-	-	-	-	-	-
21	AAF	-	-	-	-	-	-	-	-	-	-
22	Field Artillery	-	-	-	-	-	-	-	-	-	-
23	Air Transport	-	-	-	-	-	-	-	-	-	-
24	Helicopter.	-	-	-	-	-	-	-	-	-	-
25	Women's Aux. Service Pilots	-	-	-	-	-	-	-	-	-	-
26	US Student in British School.	-	-	-	-	-	-	-	-	-	-
27	Other	-	-	-	-	-	-	-	-	-	-
28	Bombardier.	-	-	-	-	-	<u>18</u>	<u>110</u>	-	-	<u>96</u>
29	Navigation.	-	-	-	-	-	<u>44</u>	-	-	-	<u>137</u>
30	Bombardier - Navigation	-	-	-	-	-	-	-	-	-	-
31	Radar Observer Bombardment.	-	-	-	-	-	-	-	-	-	-
32	Flight Engineer	-	-	-	-	-	-	-	-	-	-
33	Glider Training - Total	-	-	-	-	-	-	-	-	-	-
34	Pilot - Total	-	-	-	-	-	-	-	-	-	-
35	Elementary.	-	-	-	-	-	-	-	-	-	-
36	Basic	-	-	-	-	-	-	-	-	-	-
37	Advanced.	-	-	-	-	-	-	-	-	-	-
38	Other	-	-	-	-	-	-	-	-	-	-
39	Gunnery Training - Total.	-	-	-	-	-	-	-	-	-	-
40	Flexible.	-	-	-	-	-	-	-	-	-	-
41	Fixed	-	-	-	-	-	-	-	-	-	-
42	Gunnery Officer	-	-	-	-	-	-	-	-	-	-
43	Instructor Training - Total	-	-	-	-	-	-	-	-	-	-
44	Pilot	-	-	-	-	-	-	-	-	-	-
45	Bombardier.	-	-	-	-	-	-	-	-	-	-
46	Navigation.	-	-	-	-	-	-	-	-	-	-
47	Gunnery	-	-	-	-	-	-	-	-	-	-
48	Other	-	-	-	-	-	-	-	-	-	-
49	Classification.	-	-	-	-	-	-	-	-	-	-
50	Other	-	-	-	-	<u>20</u>	-	-	-	-	<u>117</u>

AND QUARTERLY, 3RD QUARTER 1939 THROUGH DEC 1947 -- Continued

1942				1943				1944				Line Number
1st Qtr	2nd Qtr	3rd Qtr	4th Qtr	1st Qtr	2nd Qtr	3rd Qtr	4th Qtr	1st Qtr	2nd Qtr	3rd Qtr	4th Qtr	
17,646	35,345	32,604	106,873	121,583	138,018	120,429	181,042	188,996	184,625	141,173	103,167	1
-	2,796	4,553	38,122	41,453	47,023	34,547	45,833	37,702	38,000	24,467	9,910	2
16,385	25,878	23,683	41,925	52,558	59,372	49,154	85,378	98,714	90,774	56,426	40,554	3
8,372	10,519	9,054	18,408	19,985	22,001	18,049	32,509	31,612	21,508	11,663	6,536	4
4,891	8,500	6,398	12,778	17,065	16,865	12,988	24,776	30,588	25,516	11,410	9,577	5
3,122	6,185	5,905	9,736	14,103	17,228	11,017	19,912	26,868	29,134	14,917	10,569	6
2,767	3,942	3,361	3,806	4,773	5,447	3,467	6,025	8,219	9,287	4,663	3,564	7
355	2,243	2,544	5,920	9,330	11,575	7,368	13,887	18,649	19,676	9,961	7,005	8
-	-	-	-	-	206	182	-	-	171	293	-	9
-	674	2,326	514	901	1,492	5,047	6,216	8,664	12,935	16,989	12,091	10
-	-	-	-	-	-	-	-	1,562	5,540	4,090	2,211	11
-	-	-	-	-	-	-	-	1,562	5,540	4,090	2,211	12
-	-	-	-	-	-	-	-	-	-	-	-	13
-	-	-	-	-	-	-	-	-	-	-	-	14
-	-	-	-	-	-	-	-	-	-	-	-	15
-	674	2,326	514	837	1,007	4,085	4,836	903	1,063	1,466	613	16
-	-	-	-	-	-	-	-	5,833	6,332	11,433	8,880	17
-	-	-	-	64	485	962	477	9	-	-	139	18
-	-	-	-	-	-	-	-	-	-	-	248	19
-	-	-	-	226	702	781	878	536	203	256	253	20
-	-	-	-	41	268	304	291	221	-	50	189	21
-	-	-	-	185	434	477	587	315	203	206	64	22
-	-	-	70	-	-	-	-	275	982	918	1,071	23
-	-	-	-	-	-	-	-	-	-	12	24	24
-	-	-	-	-	66	123	191	98	181	190	433	25
-	-	-	-	-	70	70	157	73	182	-	-	26
-	-	-	419	278	948	1,079	739	-	133	71	-	27
130	1,053	249	2,426	4,239	3,689	3,492	2,686	391	-	-	-	28
263	1,440	309	1,597	2,234	3,663	4,979	5,011	4,385	4,966	5,716	6,913	29
-	-	-	666	286	-	-	1,706	3,631	4,671	6,557	3,902	30
-	-	-	-	-	-	-	-	-	-	-	-	31
-	-	-	-	-	-	-	-	-	-	-	31	32
33	369	1,292	8,218	6,198	423	395	447	752	2,248	1,802	936	33
33	219	303	6,284	6,198	423	395	447	420	1,288	1,213	842	34
-	142	303	3,434	2,304	-	-	-	-	-	-	-	35
-	-	-	2,466	2,334	-	-	-	-	758	536	260	36
33	77	-	384	1,560	423	395	447	420	530	677	582	37
-	150	989	1,934	-	-	-	-	332	960	589	94	38
663	3,681	2,465	13,919	14,471	19,596	24,238	33,389	35,743	37,802	39,988	24,131	39
663	3,681	2,465	13,919	14,471	19,596	24,249	33,271	35,590	37,603	39,490	33,519	40
-	-	-	-	-	-	89	118	153	175	227	257	41
-	-	-	-	-	-	-	-	-	24	271	355	42
-	-	-	-	-	4,120	3,424	5,788	7,396	6,164	6,217	6,389	43
-	-	-	-	-	3,358	2,293	3,825	4,300	2,436	3,053	2,336	44
-	-	-	-	-	152	406	582	499	437	480	694	45
-	-	-	-	-	-	-	18	208	306	198	525	46
-	-	-	-	-	610	725	1,183	1,790	2,020	1,786	2,144	47
-	-	-	-	-	-	-	180	599	965	700	690	48
-	-	-	-	-	-	-	-	804	282	-	-	49
172	128	53	-	144	132	100	-	-	-	-	401	50

Table 56.-- FLYING TRAINING GRADUATES, BY TYPE OF COURSE: ANNUALLY AND QUARTERLY,
3RD QUARTER 1945 THROUGH DEC 1947 -- Continued

Course	1945				1946				1947			
	1st Qtr	2nd Qtr	3rd Qtr	4th Qtr	1st Qtr	2nd Qtr	3rd Qtr	4th Qtr	1st Qtr	2nd Qtr	3rd Qtr	4th Qtr
US White and Colored												
<u>Total</u>	<u>71,618</u>	<u>57,183</u>	<u>28,703</u>	<u>4,541</u>	<u>900</u>	<u>449</u>	<u>584</u>	<u>669</u>	<u>744</u>	<u>729</u>	<u>244</u>	<u>1143</u>
<u>Pre-Flight</u>	<u>3,592</u>	<u>6,189</u>	<u>1,023</u>	<u>563</u>	-	-	-	-	-	-	-	-
<u>Pilot Training - Total</u>	<u>29,355</u>	<u>23,866</u>	<u>9,670</u>	<u>1,767</u>	<u>408</u>	<u>241</u>	<u>292</u>	<u>437</u>	<u>650</u>	<u>645</u>	<u>127</u>	<u>931</u>
Primary	2,550	4,071	667	184	97	31	93	-	296	247	-	380
Basic	5,442	3,289	1,377	259	31	55	1	222	3	191	-	214
Advanced - Total	9,150	6,696	1,911	776	205	37	65	97	188	19	-	167
Single Engine	2,709	2,030	714	290	88	25	16	3	64	3	-	53
Two Engine	6,441	4,386	987	486	117	12	49	94	124	4	-	77
Four Engine	-	-	-	-	-	-	-	-	-	12	-	37
Other	-	280	210	-	-	-	-	-	-	-	-	-
Transition - Total	11,918	9,541	5,456	499	11	47	73	94	71	98	99	91
Fighter - Total	2,428	2,246	546	89	-	40	73	94	71	49	96	91
Single Engine	2,428	2,091	449	89	-	40	48	65	1	-	-	-
Two Engine	-	155	97	-	-	-	-	-	-	-	-	-
Jet	-	-	-	-	-	-	25	29	70	49	96	91
Light Bombardment	-	-	-	-	11	7	-	-	-	42	-	-
Medium Bombardment	996	485	795	24	-	-	-	-	-	-	-	-
Heavy Bombardment	7,733	4,918	1,835	386	-	-	-	-	-	-	3	-
Very Heavy Bombardment	761	1,892	2,280	-	-	-	-	-	-	7	-	-
Other	-	-	-	-	-	-	-	-	-	-	-	-
Liaison - Total	145	189	160	49	38	63	53	24	66	70	5	44
AAF	115	-	30	-	-	-	-	-	-	-	-	-
Field Artillery	30	189	130	49	38	63	53	24	66	70	5	44
Air Transport	119	44	73	-	14	8	-	-	-	-	-	-
Helicopter	31	36	26	-	12	-	7	-	26	20	23	35
Women's Aux. Service Pilots	-	-	-	-	-	-	-	-	-	-	-	-
US Student in British Sch	-	-	-	-	-	-	-	-	-	-	-	-
Other	-	-	-	-	-	-	-	-	-	-	-	-
<u>Bombardier</u>	<u>1,896</u>	<u>1,676</u>	<u>810</u>	-	-	-	-	-	-	-	-	-
<u>Navigation</u>	<u>6,197</u>	<u>3,603</u>	<u>2,578</u>	<u>384</u>	<u>140</u>	-	-	-	-	-	<u>10</u>	-
<u>Bombardier - Navigation</u>	<u>3,226</u>	<u>2,485</u>	<u>1,465</u>	<u>91</u>	<u>52</u>	-	-	-	-	-	-	-
<u>Radar Observer Bombardment</u>	-	<u>584</u>	<u>915</u>	-	-	-	-	-	-	<u>18</u>	-	<u>38</u>
<u>Flight Engineer</u>	<u>358</u>	<u>1,328</u>	<u>3,510</u>	<u>563</u>	<u>8</u>	-	-	<u>11</u>	<u>16</u>	<u>8</u>	-	-
<u>Glider Training - Total</u>	<u>81</u>	-	-	-	-	-	-	-	-	-	-	-
Pilot - Total	81	-	-	-	-	-	-	-	-	-	-	-
Basic	-	-	-	-	-	-	-	-	-	-	-	-
Advanced	81	-	-	-	-	-	-	-	-	-	-	-
Other	-	-	-	-	-	-	-	-	-	-	-	-
<u>Gunnery Training - Total</u>	<u>18,415</u>	<u>9,561</u>	<u>4,721</u>	<u>169</u>	<u>17</u>	<u>8</u>	<u>78</u>	<u>56</u>	-	<u>9</u>	<u>6</u>	<u>19</u>
Flexible	18,140	9,315	4,656	123	-	-	-	-	-	-	-	-
Fixed	61	-	-	36	17	8	78	56	-	9	6	19
Gunnery Officer	214	246	65	-	-	-	-	-	-	-	-	-
<u>Instructor Training - Total</u>	<u>7,691</u>	<u>7,850</u>	<u>4,011</u>	<u>1,014</u>	<u>275</u>	<u>200</u>	<u>214</u>	<u>165</u>	<u>78</u>	<u>49</u>	<u>101</u>	<u>155</u>
Pilot	2,801	3,314	1,951	446	61	200	214	165	78	49	49	44
Bombardier	928	788	505	296	169	-	-	-	-	-	-	-
Navigation	901	460	240	158	45	-	-	-	-	-	-	-
Gunnery	2,774	2,725	838	95	-	-	-	-	-	-	-	-
Other	487	563	477	19	-	-	-	-	-	-	52	111
<u>Classification</u>	-	-	-	-	-	-	-	-	-	-	-	-
<u>Other</u>	<u>600</u>	<u>41</u>	-	-	-	-	-	-	-	-	-	-

a/ B-29 transition designated Heavy Bombardment, September 1947.

Table 57.-- FLYING TRAINING ELIMINEES, BY TYPE OF COURSE: ANNUALLY AND QUARTERLY, 3RD QUARTER 1939 THROUGH DEC 1947

(The figures below do not include fatalities. For fatalities see table 58.)

Course	Total	1939 (Jul- Dec)	1940	1941	1942	1943	1944	1945	1946	a/ 1947
US White and Colored Total	201,167	593	2,533	7,610	34,436	72,762	64,800	16,744	847	842
Pre-Flight	16,389	-	-	-	2,221	4,929	7,808	1,431	-	-
Pilot Training - Total . .	132,032	593	2,512	7,563	27,379	50,382	35,656	6,876	291	787
Primary	88,728	551	2,229	6,413	22,340	36,738	17,189	2,660	98	510
Basic	28,478	40	271	1,074	3,930	10,377	10,048	2,537	56	145
Advanced - Total	6,864	2	12	76	409	1,210	4,257	818	42	38
Single Engine	3,704	2	12	71	266	481	2,469	378	11	14
Two Engine	3,000	-	-	5	143	693	1,725	382	31	21
Four Engine	3	-	-	-	-	-	-	-	-	3
Other	157	-	-	-	-	36	63	58	-	-
Transition - Total	5,032	-	-	-	487	940	2,935	628	22	20
Fighter - Total	787	-	-	-	-	-	607	141	22	17
Single Engine	750	-	-	-	-	-	607	138	5	-
Two Engine	3	-	-	-	-	-	-	3	-	-
Jet	34	-	-	-	-	-	-	-	17	17
Light Bombardment	-	-	-	-	-	-	-	-	-	-
Medium Bombardment	545	-	-	-	-	96	384	65	-	-
Heavy Bombardment	3,415	-	-	-	487	619	1,925	381	-	b/ 3
Very Heavy Bombardment	51	-	-	-	-	-	10	41	-	-
Other	234	-	-	-	-	225	9	-	-	-
Liaison - Total	1,219	-	-	-	-	666	210	208	72	63
AAF	300	-	-	-	-	248	45	7	-	-
Field Artillery	919	-	-	-	-	418	165	201	72	63
Air Transport	506	-	-	-	33	-	455	18	-	-
Helicopter	22	-	-	-	-	-	3	7	1	11
Women's Aux. Service Pilots	738	-	-	-	-	208	530	-	-	-
US Student in British Sch	61	-	-	-	-	37	24	-	-	-
Other	391	-	-	-	180	206	5	-	-	-
Bombardier	2,952	-	14	32	278	2,308	22	296	-	-
Navigation	10,445	-	6	8	1,001	3,853	4,018	1,536	23	-
Bombardier-Navigation	3,753	-	-	-	140	351	2,057	1,094	111	-
Radar Observer Bombardment	31	-	-	-	-	-	-	-	-	31
Flight Engineer	292	-	-	-	-	-	3	283	4	3
Glider Training - Total	2,475	-	-	-	1,168	614	672	21	-	-
Pilot - Total	2,041	-	-	-	791	614	615	24	-	-
Elementary	1,063	-	-	-	660	403	-	-	-	-
Basic	601	-	-	-	122	118	361	-	-	-
Advanced	377	-	-	-	9	93	254	21	-	-
Other	434	-	-	-	377	-	57	-	-	-
Gunnery Training - Total	24,298	-	-	-	2,223	8,102	11,406	2,558	4	2
Flexible	24,046	-	-	-	2,223	8,076	11,292	2,455	-	-
Fixed	75	-	-	-	-	26	38	2	4	5
Gunnery Officer	177	-	-	-	-	-	76	101	-	-
Instructor Training - Total	7,807	-	-	-	-	1,777	2,960	2,640	414	16
Pilot	4,095	-	-	-	-	1,322	1,345	1,062	359	7
Bombardier	525	-	-	-	-	85	288	97	55	-
Navigation	456	-	-	-	-	4	328	124	-	-
Gunnery	2,360	-	-	-	-	363	889	1,108	-	-
Other	371	-	-	-	-	3	110	249	-	9
Classification	568	-	-	-	-	370	198	-	-	-
Other	116	-	1	4	26	76	-	9	-	-

a/ Includes holdovers in attrition, May 1947 through December 1947.

b/ B-29 Transition designated Heavy Bombardment, September 1947.

Table 57.-- FLYING TRAINING ELIMINEES, BY TYPE OF COURSE: ANNUALLY AND

Line Number	Course	1939		1940				1941			
		3rd Qtr	4th Qtr	1st Qtr	2nd Qtr	3rd Qtr	4th Qtr	1st Qtr	2nd Qtr	3rd Qtr	4th Qtr
1	US White and Colored <u>Total</u>	<u>231</u>	<u>362</u>	<u>391</u>	<u>374</u>	<u>618</u>	<u>1,150</u>	<u>1,829</u>	<u>1,961</u>	<u>1,760</u>	<u>2,060</u>
2	<u>Pre-Flight</u>	-	-	-	-	-	-	-	-	-	-
3	<u>Pilot Training - Total</u>	<u>231</u>	<u>362</u>	<u>391</u>	<u>374</u>	<u>618</u>	<u>1,129</u>	<u>1,826</u>	<u>1,961</u>	<u>1,760</u>	<u>2,016</u>
4	<u>Primary</u>	231	320	333	318	552	1,026	1,556	1,676	1,411	1,770
5	<u>Basic</u>	-	40	56	53	64	98	255	269	327	223
6	<u>Advanced - Total</u>	-	2	2	3	2	5	15	16	22	23
7	Single Engine	-	2	2	3	2	5	15	15	19	22
8	Two Engine	-	-	-	-	-	-	-	1	3	1
9	Four Engine	-	-	-	-	-	-	-	-	-	-
10	Other	-	-	-	-	-	-	-	-	-	-
11	<u>Transition - Total</u>	-	-	-	-	-	-	-	-	-	-
12	<u>Fighter - Total</u>	-	-	-	-	-	-	-	-	-	-
13	Single Engine	-	-	-	-	-	-	-	-	-	-
14	Two Engine	-	-	-	-	-	-	-	-	-	-
15	Jet	-	-	-	-	-	-	-	-	-	-
16	<u>Light Bombardment</u>	-	-	-	-	-	-	-	-	-	-
17	<u>Medium Bombardment</u>	-	-	-	-	-	-	-	-	-	-
18	<u>Heavy Bombardment</u>	-	-	-	-	-	-	-	-	-	-
19	<u>Very Heavy Bombardment</u>	-	-	-	-	-	-	-	-	-	-
20	<u>Other</u>	-	-	-	-	-	-	-	-	-	-
21	<u>Liaison - Total</u>	-	-	-	-	-	-	-	-	-	-
22	AAF	-	-	-	-	-	-	-	-	-	-
23	Field Artillery	-	-	-	-	-	-	-	-	-	-
24	<u>Air Transport</u>	-	-	-	-	-	-	-	-	-	-
25	Helicopter	-	-	-	-	-	-	-	-	-	-
26	Women's Auxiliary Service Pilots	-	-	-	-	-	-	-	-	-	-
27	US Student in British School	-	-	-	-	-	-	-	-	-	-
28	Other	-	-	-	-	-	-	-	-	-	-
29	<u>Bombardier</u>	-	-	-	-	-	<u>14</u>	-	-	-	<u>35</u>
30	<u>Navigation</u>	-	-	-	-	-	<u>6</u>	-	-	-	<u>8</u>
31	<u>Bombardier-Navigation</u>	-	-	-	-	-	-	-	-	-	-
32	<u>Radar Observer Bombardment</u>	-	-	-	-	-	-	-	-	-	-
33	<u>Flight Engineer</u>	-	-	-	-	-	-	-	-	-	-
34	<u>Glider Training - Total</u>	-	-	-	-	-	-	-	-	-	-
35	Pilot - Total	-	-	-	-	-	-	-	-	-	-
36	Elementary	-	-	-	-	-	-	-	-	-	-
37	Basic	-	-	-	-	-	-	-	-	-	-
38	Advanced	-	-	-	-	-	-	-	-	-	-
39	Other	-	-	-	-	-	-	-	-	-	-
40	<u>Gunnery Training - Total</u>	-	-	-	-	-	-	-	-	-	-
41	Flexible	-	-	-	-	-	-	-	-	-	-
42	Fixed	-	-	-	-	-	-	-	-	-	-
43	Gunnery Officer	-	-	-	-	-	-	-	-	-	-
44	<u>Instructor Training - Total</u>	-	-	-	-	-	-	-	-	-	-
45	Pilot	-	-	-	-	-	-	-	-	-	-
46	Bombardier	-	-	-	-	-	-	-	-	-	-
47	Navigation	-	-	-	-	-	-	-	-	-	-
48	Gunnery	-	-	-	-	-	-	-	-	-	-
49	Other	-	-	-	-	-	-	-	-	-	-
50	<u>Classification</u>	-	-	-	-	-	-	-	-	-	-
51	<u>Other</u>	-	-	-	-	-	<u>1</u>	<u>3</u>	-	-	<u>1</u>

QUARTERLY, 3RD QUARTER 1939 THROUGH DEC 1947 -- Continued

1942				1943				1944				Line Number
1st Qtr	2nd Qtr	3rd Qtr	4th Qtr	1st Qtr	2nd Qtr	3rd Qtr	4th Qtr	1st Qtr	2nd Qtr	3rd Qtr	4th Qtr	
<u>5,426</u>	<u>8,288</u>	<u>7,023</u>	<u>13,699</u>	<u>17,205</u>	<u>21,164</u>	<u>15,800</u>	<u>18,593</u>	<u>15,944</u>	<u>19,068</u>	<u>16,100</u>	<u>13,688</u>	1
-	<u>590</u>	<u>430</u>	<u>1,201</u>	<u>1,079</u>	<u>1,352</u>	<u>1,112</u>	<u>1,386</u>	<u>1,658</u>	<u>1,626</u>	<u>2,491</u>	<u>2,033</u>	2
<u>5,204</u>	<u>6,497</u>	<u>6,115</u>	<u>9,563</u>	<u>13,190</u>	<u>15,732</u>	<u>10,183</u>	<u>11,277</u>	<u>8,654</u>	<u>11,662</u>	<u>8,119</u>	<u>7,221</u>	3
<u>4,575</u>	<u>5,192</u>	<u>4,833</u>	<u>7,740</u>	<u>10,230</u>	<u>11,925</u>	<u>7,313</u>	<u>7,270</u>	<u>5,157</u>	<u>5,564</u>	<u>3,684</u>	<u>2,784</u>	4
<u>603</u>	<u>1,174</u>	<u>744</u>	<u>1,409</u>	<u>2,594</u>	<u>2,941</u>	<u>1,930</u>	<u>2,912</u>	<u>2,267</u>	<u>3,421</u>	<u>1,989</u>	<u>2,371</u>	5
<u>26</u>	<u>102</u>	<u>101</u>	<u>180</u>	<u>235</u>	<u>462</u>	<u>212</u>	<u>301</u>	<u>429</u>	<u>1,560</u>	<u>1,185</u>	<u>1,083</u>	6
<u>23</u>	<u>71</u>	<u>73</u>	<u>99</u>	<u>107</u>	<u>185</u>	<u>76</u>	<u>113</u>	<u>204</u>	<u>914</u>	<u>705</u>	<u>646</u>	7
<u>3</u>	<u>31</u>	<u>28</u>	<u>81</u>	<u>128</u>	<u>267</u>	<u>110</u>	<u>188</u>	<u>225</u>	<u>635</u>	<u>428</u>	<u>437</u>	8
-	-	-	-	-	-	-	-	-	-	-	-	9
-	-	-	-	-	<u>10</u>	<u>26</u>	-	-	<u>11</u>	<u>52</u>	-	10
-	<u>29</u>	<u>437</u>	<u>21</u>	<u>36</u>	<u>96</u>	<u>336</u>	<u>472</u>	<u>569</u>	<u>754</u>	<u>1,000</u>	<u>612</u>	11
-	-	-	-	-	-	-	-	<u>63</u>	<u>226</u>	<u>209</u>	<u>109</u>	12
-	-	-	-	-	-	-	-	<u>63</u>	<u>226</u>	<u>209</u>	<u>109</u>	13
-	-	-	-	-	-	-	-	-	-	-	-	14
-	-	-	-	-	-	-	-	-	-	-	-	15
-	-	-	-	-	-	-	-	-	-	-	-	16
-	-	-	-	-	-	-	<u>96</u>	<u>145</u>	<u>89</u>	<u>108</u>	<u>42</u>	17
-	<u>29</u>	<u>437</u>	<u>21</u>	<u>30</u>	<u>47</u>	<u>242</u>	<u>300</u>	<u>360</u>	<u>439</u>	<u>683</u>	<u>443</u>	18
-	-	-	-	<u>6</u>	<u>49</u>	<u>94</u>	<u>76</u>	<u>1</u>	-	-	<u>10</u>	19
-	-	-	-	-	-	-	-	-	-	-	<u>8</u>	20
-	-	-	-	<u>57</u>	<u>232</u>	<u>231</u>	<u>146</u>	<u>81</u>	<u>42</u>	<u>62</u>	<u>25</u>	21
-	-	-	-	<u>19</u>	<u>87</u>	<u>83</u>	<u>59</u>	<u>41</u>	-	-	<u>4</u>	22
-	-	-	-	<u>38</u>	<u>145</u>	<u>148</u>	<u>87</u>	<u>40</u>	<u>42</u>	<u>62</u>	<u>21</u>	23
-	-	-	<u>33</u>	-	-	-	-	<u>26</u>	<u>170</u>	<u>98</u>	<u>161</u>	24
-	-	-	-	-	-	-	-	-	-	-	<u>3</u>	25
-	-	-	-	-	<u>15</u>	<u>70</u>	<u>123</u>	<u>111</u>	<u>137</u>	<u>100</u>	<u>182</u>	26
-	-	-	-	-	<u>9</u>	<u>12</u>	<u>16</u>	<u>14</u>	<u>10</u>	-	-	27
-	-	-	<u>180</u>	<u>38</u>	<u>52</u>	<u>79</u>	<u>37</u>	-	<u>4</u>	<u>1</u>	-	28
<u>5</u>	<u>150</u>	<u>13</u>	<u>110</u>	<u>308</u>	<u>822</u>	<u>756</u>	<u>422</u>	<u>22</u>	-	-	-	29
<u>121</u>	<u>422</u>	<u>92</u>	<u>366</u>	<u>455</u>	<u>671</u>	<u>1,248</u>	<u>1,479</u>	<u>1,227</u>	<u>1,152</u>	<u>825</u>	<u>813</u>	30
-	-	-	<u>140</u>	<u>16</u>	-	-	<u>335</u>	<u>388</u>	<u>550</u>	<u>727</u>	<u>392</u>	31
-	-	-	-	-	-	-	-	-	-	-	-	32
-	-	-	-	-	-	-	-	-	-	-	<u>2</u>	33
<u>2</u>	<u>18</u>	<u>128</u>	<u>1,020</u>	<u>583</u>	<u>14</u>	<u>4</u>	<u>13</u>	<u>36</u>	<u>133</u>	<u>326</u>	<u>167</u>	34
<u>2</u>	<u>6</u>	<u>38</u>	<u>745</u>	<u>583</u>	<u>14</u>	<u>4</u>	<u>13</u>	<u>17</u>	<u>118</u>	<u>317</u>	<u>163</u>	35
-	<u>4</u>	<u>38</u>	<u>618</u>	<u>403</u>	-	-	-	-	-	-	-	36
-	-	-	<u>122</u>	<u>118</u>	-	-	-	-	<u>60</u>	<u>190</u>	<u>111</u>	37
<u>2</u>	<u>2</u>	-	<u>5</u>	<u>62</u>	<u>14</u>	<u>4</u>	<u>13</u>	<u>17</u>	<u>58</u>	<u>127</u>	<u>52</u>	38
-	<u>12</u>	<u>90</u>	<u>275</u>	-	-	-	-	<u>19</u>	<u>15</u>	<u>19</u>	<u>4</u>	39
<u>84</u>	<u>600</u>	<u>240</u>	<u>1,299</u>	<u>1,543</u>	<u>1,950</u>	<u>1,973</u>	<u>2,636</u>	<u>2,919</u>	<u>3,202</u>	<u>2,936</u>	<u>2,349</u>	40
<u>84</u>	<u>600</u>	<u>240</u>	<u>1,299</u>	<u>1,543</u>	<u>1,950</u>	<u>1,954</u>	<u>2,629</u>	<u>2,903</u>	<u>3,189</u>	<u>2,895</u>	<u>2,305</u>	41
-	-	-	-	-	-	<u>19</u>	<u>7</u>	<u>16</u>	<u>9</u>	<u>8</u>	<u>5</u>	42
-	-	-	-	-	-	-	-	-	<u>4</u>	<u>33</u>	<u>39</u>	43
-	-	-	-	-	<u>601</u>	<u>501</u>	<u>675</u>	<u>842</u>	<u>742</u>	<u>666</u>	<u>710</u>	44
-	-	-	-	-	<u>506</u>	<u>352</u>	<u>464</u>	<u>473</u>	<u>346</u>	<u>319</u>	<u>207</u>	45
-	-	-	-	-	<u>25</u>	<u>32</u>	<u>28</u>	<u>58</u>	<u>109</u>	<u>75</u>	<u>46</u>	46
-	-	-	-	-	-	-	<u>4</u>	<u>44</u>	<u>86</u>	<u>40</u>	<u>158</u>	47
-	-	-	-	-	<u>70</u>	<u>117</u>	<u>176</u>	<u>247</u>	<u>197</u>	<u>197</u>	<u>268</u>	48
-	-	-	-	-	-	-	<u>3</u>	<u>20</u>	<u>24</u>	<u>35</u>	<u>31</u>	49
-	-	-	-	-	-	-	<u>370</u>	<u>198</u>	-	-	-	50
<u>10</u>	<u>11</u>	<u>5</u>	-	<u>31</u>	<u>22</u>	<u>23</u>	-	-	-	-	-	51

Table 57.-- FLYING TRAINING ELIMINEES, BY TYPE OF COURSE: ANNUALLY AND QUARTERLY,
3RD QUARTER 1939 THROUGH DEC 1947 -- Continued

Course	1945				1946				1947 ^{a/}			
	1st Qtr	2nd Qtr	3rd Qtr	4th Qtr	1st Qtr	2nd Qtr	3rd Qtr	4th Qtr	1st Qtr	2nd Qtr	3rd Qtr	4th Qtr
US white and Colored Total	<u>6,786</u>	<u>6,199</u>	<u>2,927</u>	<u>719</u>	<u>255</u>	<u>169</u>	<u>125</u>	<u>298</u>	<u>231</u>	<u>278</u>	<u>223</u>	<u>110</u>
Pre-Flight	<u>444</u>	<u>750</u>	<u>142</u>	<u>92</u>	-	-	-	-	-	-	-	-
Pilot Training - Total	<u>2,727</u>	<u>2,721</u>	<u>1,130</u>	<u>295</u>	<u>91</u>	<u>59</u>	<u>75</u>	<u>66</u>	<u>223</u>	<u>268</u>	<u>205</u>	<u>91</u>
Primary	900	1,446	226	88	38	19	41	-	164	181	114	51
Basic	1,127	738	601	71	13	2	-	41	3	65	49	28
Advanced - Total	374	237	144	63	20	16	2	4	20	2	13	3
Single Engine	201	108	55	14	2	7	2	-	8	1	3	2
Two Engine	173	124	36	49	18	9	-	4	12	1	7	1
Four Engine	-	-	-	-	-	-	-	-	-	-	-	-
Other	-	5	53	-	-	-	-	-	-	-	-	-
Transition - Total	308	235	68	14	-	3	5	14	5	3	8	4
Fighter - Total	73	62	3	-	-	3	5	14	5	3	5	4
Single Engine	73	62	3	-	-	3	-	2	-	-	-	-
Two Engine	-	-	-	-	-	-	-	-	-	-	-	-
Jet	-	-	-	-	-	-	5	12	5	3	5	4
Light Bombardment	-	-	-	-	-	-	-	-	-	-	-	-
medium Bombardment	30	16	19	-	-	-	-	-	-	-	-	-
Heavy Bombardment	196	139	32	14	-	-	-	-	-	-	b/ 3	-
Very Heavy Bombardment	9	18	14	-	-	-	-	-	-	-	-	-
Other	-	-	-	-	-	-	-	-	-	-	-	-
Liaison - Total	9	54	86	59	20	19	26	7	29	12	20	2
AAF	6	-	1	-	-	-	-	-	-	-	-	-
Field Artillery	3	54	85	59	20	19	26	7	29	12	20	2
Air Transport	8	5	5	-	-	-	-	-	-	-	-	-
Helicopter	1	6	-	-	-	-	1	-	2	5	1	3
Woman (WASP)	-	-	-	-	-	-	-	-	-	-	-	-
US Student in British Sch	-	-	-	-	-	-	-	-	-	-	-	-
Other	-	-	-	-	-	-	-	-	-	-	-	-
Bombardier	<u>191</u>	<u>86</u>	<u>19</u>	-	-	-	-	-	-	-	-	-
Navigation	<u>661</u>	<u>401</u>	<u>429</u>	<u>45</u>	<u>23</u>	-	-	-	-	-	-	-
Bombardier-Navigation	<u>369</u>	<u>379</u>	<u>266</u>	<u>80</u>	<u>111</u>	-	-	-	-	-	-	-
Radar Observer Bombardment	-	-	-	-	-	-	-	-	-	8	10	13
Flight Engineer	<u>11</u>	<u>29</u>	<u>153</u>	<u>90</u>	<u>4</u>	-	-	-	<u>3</u>	-	-	-
Glider Training - Total	<u>21</u>	-	-	-	-	-	-	-	-	-	-	-
Pilot - Total	21	-	-	-	-	-	-	-	-	-	-	-
Elementary	-	-	-	-	-	-	-	-	-	-	-	-
Basic	-	-	-	-	-	-	-	-	-	-	-	-
Advanced	21	-	-	-	-	-	-	-	-	-	-	-
Other	-	-	-	-	-	-	-	-	-	-	-	-
Gunnery Training - Total	<u>1,397</u>	<u>810</u>	<u>350</u>	<u>1</u>	-	-	<u>2</u>	<u>2</u>	-	<u>1</u>	<u>2</u>	<u>2</u>
Flexible	1,363	760	331	1	-	-	-	-	-	-	-	-
Fixed	2	-	-	-	-	-	2	2	-	1	2	2
Gunnery Officer	32	50	19	-	-	-	-	-	-	-	-	-
Instructor Training - Total	<u>956</u>	<u>1,023</u>	<u>448</u>	<u>113</u>	<u>26</u>	<u>110</u>	<u>48</u>	<u>230</u>	<u>5</u>	<u>1</u>	<u>6</u>	<u>4</u>
Pilot	341	381	175	65	26	55	48	230	5	1	1	-
Bombardier	42	19	8	28	-	55	-	-	-	-	-	-
Navigation	57	35	27	5	-	-	-	-	-	-	-	-
Gunnery	460	489	159	-	-	-	-	-	-	-	-	-
Other	56	99	79	15	-	-	-	-	-	-	5	4
Classification	-	-	-	-	-	-	-	-	-	-	-	-
Other	<u>2</u>	-	-	-	-	-	-	-	-	-	-	-

a/ Includes holdovers in attrition, May 1947 through December 1947.

b/ B-29 Transition designated Heavy Bombardment, September 1947.

Table 58.-- FLYING TRAINING FATALITIES, BY TYPE OF COURSE: ANNUALLY AND QUARTERLY,
3RD QUARTER, JUL 1939 THROUGH DEC 1947

Course	Total	1939 (Jul-Dec)	1940	1941	1942	1943	1944	1945	1946	a/ 1947
US White and Colored										
<u>Total</u>	<u>2,559</u>	<u>1</u>	<u>21</u>	<u>72</u>	<u>354</u>	<u>989</u>	<u>889</u>	<u>208</u>	<u>21</u>	<u>4</u>
<u>Pilot Training - Total</u>	<u>2,158</u>	<u>1</u>	<u>21</u>	<u>72</u>	<u>342</u>	<u>812</u>	<u>733</u>	<u>156</u>	<u>17</u>	<u>4</u>
Primary	301	1	7	16	77	128	69	2	1	-
Basic	674	-	5	19	118	293	209	29	-	1
Advanced - Total	819	-	9	37	142	283	276	60	10	2
Single Engine	341	-	9	32	73	122	91	9	3	2
Two Engine	471	-	-	5	69	160	182	48	7	-
Four Engine	-	-	-	-	-	-	-	-	-	-
Other	7	-	-	-	-	1	3	3	-	-
Transition - Total	331	-	-	-	3	93	166	62	6	1
Fighter - Total	62	-	-	-	-	-	39	16	6	1
Single Engine	58	-	-	-	-	-	39	13	6	-
Two Engine	3	-	-	-	-	-	-	3	-	-
Jet	1	-	-	-	-	-	-	-	-	1
Medium Bombardment	50	-	-	-	-	8	29	13	-	-
Heavy Bombardment	184	-	-	-	3	50	98	33	-	b/
Very Heavy Bombardment	-	-	-	-	-	-	-	-	-	-
Other	35	-	-	-	-	35	-	-	-	-
Liaison Field Artillery	5	-	-	-	-	4	-	1	-	-
Air Transport	2	-	-	-	-	-	-	2	-	-
Helicopter	-	-	-	-	-	-	-	-	-	-
Women's Auxiliary Service Pilots	9	-	-	-	-	3	6	-	-	-
US Student in British School	7	-	-	-	-	2	5	-	-	-
Other	10	-	-	-	2	6	2	-	-	-
<u>Bombardier</u>	<u>30</u>	-	-	-	<u>6</u>	<u>21</u>	-	<u>3</u>	-	-
<u>Navigation</u>	<u>119</u>	-	-	-	-	<u>56</u>	<u>47</u>	<u>16</u>	-	-
<u>Bombardier-Navigation</u>	<u>37</u>	-	-	-	-	<u>9</u>	<u>16</u>	<u>11</u>	<u>1</u>	-
<u>Flight Engineer</u>	<u>4</u>	-	-	-	-	-	-	<u>4</u>	-	-
<u>Glider Training - Total</u>	<u>29</u>	-	-	-	<u>6</u>	<u>14</u>	<u>9</u>	-	-	-
Pilot - Total	22	-	-	-	2	14	6	-	-	-
Elementary	2	-	-	-	1	1	-	-	-	-
Basic	5	-	-	-	1	3	1	-	-	-
Advanced	15	-	-	-	-	10	5	-	-	-
Other	7	-	-	-	4	-	3	-	-	-
<u>Gunnery Training - Total</u>	<u>124</u>	-	-	-	-	<u>51</u>	<u>67</u>	<u>6</u>	-	-
Flexible	119	-	-	-	-	49	64	6	-	-
Fixed	5	-	-	-	-	2	3	-	-	-
<u>Instructor Training - Total</u>	<u>48</u>	-	-	-	-	<u>20</u>	<u>13</u>	<u>12</u>	<u>3</u>	-
Pilot	43	-	-	-	-	20	10	10	3	-
Bombardier	3	-	-	-	-	-	3	-	-	-
Navigation	2	-	-	-	-	-	-	2	-	-
Gunnery	-	-	-	-	-	-	-	-	-	-
<u>Other</u>	<u>10</u>	-	-	-	-	<u>6</u>	<u>4</u>	-	-	-

a/ Includes holdovers in attrition, May 1947 through December 1947.

b/ B-29 designated Heavy Bombardment, September 1947.

Table 58.-- FLYING TRAINING FATALITIES, BY TYPE OF COURSE: ANNUALLY AND QUARTERLY,
3RD QUARTER, JUL 1939 THROUGH DEC 1947 -- Continued

Course	1939		1940				1941			
	3rd Qtr	4th Qtr	1st Qtr	2nd Qtr	3rd Qtr	4th Qtr	1st Qtr	2nd Qtr	3rd Qtr	4th Qtr
US White and Colored										
<u>Total</u>	-	<u>1</u>	<u>2</u>	<u>4</u>	<u>5</u>	<u>10</u>	<u>14</u>	<u>15</u>	<u>23</u>	<u>20</u>
<u>Pilot Training - Total</u>	-	<u>1</u>	<u>2</u>	<u>4</u>	<u>5</u>	<u>10</u>	<u>14</u>	<u>15</u>	<u>23</u>	<u>20</u>
Primary	-	1	-	3	1	3	4	4	2	6
Basic	-	-	1	-	2	2	5	6	3	5
Advanced - Total	-	-	1	1	2	5	5	5	18	9
Single Engine	-	-	1	1	2	5	5	4	14	9
Two Engine	-	-	-	-	-	-	-	1	4	-
Course	1942				1943					
	1st Qtr	2nd Qtr	3rd Qtr	4th Qtr	1st Qtr	2nd Qtr	3rd Qtr	4th Qtr		
<u>Total</u>	<u>59</u>	<u>80</u>	<u>78</u>	<u>137</u>	<u>210</u>	<u>256</u>	<u>207</u>	<u>316</u>		
<u>Pilot Training - Total</u>	59	80	78	125	167	210	167	268		
Primary	17	10	21	29	27	34	26	41		
Basic	23	30	21	44	58	75	60	100		
Advanced - Total	19	40	36	47	76	77	48	82		
Single Engine	17	20	15	21	35	33	21	33		
Two Engine	2	20	21	26	41	43	27	49		
Other	-	-	-	-	-	1	-	-		
Transition - Total	-	-	-	3	3	21	27	42		
Medium Bombardment	-	-	-	-	-	-	-	8		
Heavy Bombardment	-	-	-	3	-	10	13	27		
Other	-	-	-	-	3	11	14	7		
Liaison Field Artillery	-	-	-	-	-	3	1	-		
Women's Auxiliary Service Pilots	-	-	-	-	-	-	2	1		
US Student in British School	-	-	-	-	-	-	-	2		
Other	-	-	-	2	3	-	3	-		
<u>Bombardier</u>	-	-	-	<u>6</u>	<u>10</u>	<u>5</u>	<u>3</u>	<u>3</u>		
<u>Navigation</u>	-	-	-	-	<u>11</u>	<u>9</u>	<u>18</u>	<u>18</u>		
<u>Bombardier-Navigation</u>	-	-	-	-	-	-	-	<u>9</u>		
<u>Glider Training - Total</u>	-	-	-	<u>6</u>	<u>11</u>	-	-	<u>2</u>		
Pilot - Total	-	-	-	2	11	-	-	3		
Elementary	-	-	-	1	1	-	-	-		
Basic	-	-	-	1	3	-	-	-		
Advanced	-	-	-	-	7	-	-	3		
Other	-	-	-	4	-	-	-	-		
<u>Gunnery Training - Total</u>	-	-	-	-	<u>7</u>	<u>22</u>	<u>7</u>	<u>15</u>		
Flexible	-	-	-	-	7	22	7	13		
Fixed	-	-	-	-	-	-	-	2		
<u>Instructor Pilot Training</u>	-	-	-	-	-	<u>9</u>	<u>11</u>	-		
<u>Other</u>	-	-	-	-	<u>4</u>	<u>1</u>	<u>1</u>	-		

Table 58.-- FLYING TRAINING FATALITIES, BY TYPE OF COURSE: ANNUALLY AND QUARTERLY,
3RD QUARTER, JUL 1949 THROUGH DEC 1947 -- Continued

Course	1944				1945				1946				1947 ^{a/}			
	1st Qtr	2nd Qtr	3rd Qtr	4th Qtr	1st Qtr	2nd Qtr	3rd Qtr	4th Qtr	1st Qtr	2nd Qtr	3rd Qtr	4th Qtr	1st Qtr	2nd Qtr	3rd Qtr	4th Qtr
US White and Colored Total	334	281	151	123	77	70	54	7	8	3	5	5	-	1	-	2
<u>Pilot Training - Total</u>	268	241	130	94	63	58	29	6	5	3	5	4	-	1	-	3
Primary	32	18	15	4	1	1	-	-	-	1	-	-	-	-	-	-
Basic	98	66	24	21	11	15	3	-	-	-	-	-	-	1	-	-
Advanced - Total	85	100	48	43	23	18	14	5	5	1	2	2	-	-	-	2
Single Engine	23	39	15	14	1	5	3	-	1	1	1	-	-	-	-	2
Two Engine	62	61	30	29	22	11	10	5	4	-	1	2	-	-	-	-
Four Engine	-	-	-	-	-	-	-	-	-	-	-	-	-	-	-	-
Other	-	-	3	-	-	2	1	-	-	-	-	-	-	-	-	-
Transition - Total	51	51	40	24	28	21	12	1	-	1	3	2	-	-	-	1
Fighter - Total	5	20	13	1	10	4	2	-	-	1	3	2	-	-	-	1
Single Engine	5	20	13	1	10	3	-	-	-	1	3	2	-	-	-	-
Two Engine	-	-	-	-	-	1	2	-	-	-	-	-	-	-	-	-
Jet	-	-	-	-	-	-	-	-	-	-	-	-	-	-	-	1
Medium Bombardment	12	8	8	1	5	4	4	-	-	-	-	-	-	-	-	-
Heavy Bombardment	34	23	19	22	13	13	6	1	-	-	-	-	-	-	-	b/
Very Heavy Bombardment	-	-	-	-	-	-	-	-	-	-	-	-	-	-	-	-
Other	-	-	-	-	-	-	-	-	-	-	-	-	-	-	-	-
Liaison Field Artillery	-	-	-	-	-	1	-	-	-	-	-	-	-	-	-	-
Air Transport	-	-	-	-	-	2	-	-	-	-	-	-	-	-	-	-
Helicopter	-	-	-	-	-	-	-	-	-	-	-	-	-	-	-	-
Woman (WASP)	1	1	2	2	-	-	-	-	-	-	-	-	-	-	-	-
US Student In British Sch	1	4	-	-	-	-	-	-	-	-	-	-	-	-	-	-
Other	-	1	1	-	-	-	-	-	-	-	-	-	-	-	-	-
<u>Bombardier</u>	-	-	-	-	-	3	-	-	-	-	-	-	-	-	-	-
<u>Navigation</u>	16	21	7	3	2	3	10	1	-	-	-	-	-	-	-	-
<u>Bombardier-Navigation</u>	-	8	5	3	3	-	8	-	1	-	-	-	-	-	-	-
<u>Radar Observer Bombardment</u>	-	-	-	-	-	-	-	-	-	-	-	-	-	-	-	-
<u>Flight Engineer</u>	-	-	-	-	-	-	4	-	-	-	-	-	-	-	-	-
<u>Glider Training - Total</u>	4	3	1	1	-	-	-	-	-	-	-	-	-	-	-	-
Pilot - Total	1	3	1	1	-	-	-	-	-	-	-	-	-	-	-	-
Elementary	-	-	-	-	-	-	-	-	-	-	-	-	-	-	-	-
Basic	-	-	-	1	-	-	-	-	-	-	-	-	-	-	-	-
Advanced	1	3	1	-	-	-	-	-	-	-	-	-	-	-	-	-
Other	3	-	-	-	-	-	-	-	-	-	-	-	-	-	-	-
<u>Gunnery Training - Total</u>	45	5	5	12	4	2	-	-	-	-	-	-	-	-	-	-
Flexible	43	5	5	11	4	2	-	-	-	-	-	-	-	-	-	-
Fixed	2	-	-	1	-	-	-	-	-	-	-	-	-	-	-	-
<u>Instructor Training - Total</u>	1	3	3	6	5	4	3	-	2	-	-	1	-	-	-	-
Pilot	1	3	2	4	5	3	2	-	2	-	-	1	-	-	-	-
Bombardier	-	-	1	2	-	-	-	-	-	-	-	-	-	-	-	-
Navigation	-	-	-	-	-	1	1	-	-	-	-	-	-	-	-	-
Gunnery	-	-	-	-	-	-	-	-	-	-	-	-	-	-	-	-
<u>Other</u>	-	-	-	4	-	-	-	-	-	-	-	-	-	-	-	-

a/ Includes holdovers in attrition, May 1947 through December 1947.

b/ B-29 designated Heavy Bombardment, September 1947.

Table 59.-- NEGRO FLYING TRAINING STUDENTS UNDER INSTRUCTION, BY TYPE OF COURSE: QUARTERLY, SEP 1944 THROUGH DEC 1947

Course	1944		1945				1946				1947			
	Sep	Dec	Mar	Jun	Sep	Dec	Mar	Jun	Sep	Dec	Mar	Jun	Sep	Dec
Total	1,044	811	669	504	372	91	27	11	4	1	-	-	5	8
Pre-Flight	127	130	170	102	19	-	-	-	-	-	-	-	-	-
Pilot Training - Total	374	347	333	316	279	72	27	9	1	-	-	-	3	8
Primary	149	148	152	126	124	-	-	-	-	-	-	-	3	8
Basic	97	81	99	94	91	40	-	-	-	-	-	-	-	2
Advanced - Total	80	75	56	92	64	32	27	9	1	-	-	-	-	-
Single Engine	50	52	47	47	20	15	14	7	-	-	-	-	-	-
Two Engine	30	23	9	45	44	17	13	2	1	-	-	-	-	-
Transition - Total	48	43	25	4	-	-	-	-	-	-	-	-	-	-
Fighter Single Engine	25	24	23	-	-	-	-	-	-	-	-	-	-	-
Medium Bombardment	23	19	2	4	-	-	-	-	-	-	-	-	-	-
Liaison Field Artillery	-	-	1	-	-	-	-	-	-	1	-	-	-	-
Navigation	35	59	27	-	-	7	-	-	-	-	-	-	-	-
Bombardier-Navigation	199	123	103	55	14	1	-	-	-	-	-	-	-	-
Gunnery Training - Total	30	88	36	25	60	11	-	-	-	-	-	-	2	-
Flexible	30	88	36	25	60	-	-	-	-	-	-	-	-	-
Fixed	-	-	-	-	-	11	-	-	-	-	-	-	2	-
Instructor Training - Total	2	11	-	6	-	-	-	2	3	-	-	-	-	-
Pilot	-	7	-	-	-	-	-	2	3	-	-	-	-	-
Gunnery	-	-	-	2	-	-	-	-	-	-	-	-	-	-
Instrument Trainer	2	4	-	4	-	-	-	-	-	-	-	-	-	-
Bools	217	53	-	-	-	-	-	-	-	-	-	-	-	-

Table 60.-- NEGRO FLYING TRAINING GRADUATES, BY TYPE OF COURSE: ANNUALLY AND QUARTERLY, PRIOR TO 1944 AND 1944 THROUGH DEC 1947

Note:--The figures below reflect the number of course completed by students and not the number of different individuals graduated. Students who complete more than one course of training are counted as graduates of each course.

Course	Total	1944 and Prior	1945	1946	1947	Prior to Oct 1944	1944				1945				1946				1947 a/	
							4th Qtr	1st Qtr	2nd Qtr	3rd Qtr	4th Qtr	1st Qtr	2nd Qtr	3rd Qtr	4th Qtr	1st Qtr	2nd Qtr	3rd Qtr	4th Qtr	1st Qtr
Total	7,582	5,388	2,093	95	6	4,503	885	839	681	410	163	60	24	7	4	1	5			
Pre-Flight	2,433	2,040	393	-	-	1,789	251	79	124	120	-	-	-	-	-	-	-			
Pilot Training - Total	3,915	2,787	1,060	64	4	2,369	418	294	365	245	156	47	16	-	1	1	3			
Primary	1,477	1,046	428	-	3	911	135	109	161	97	61	-	-	-	-	-	3			
Basic	1,120	798	296	26	-	682	116	56	121	70	49	26	-	-	-	-	-			
Advanced - Total	926	625	263	38	-	520	105	61	80	76	46	21	16	-	1	-	-			
Single Engine	673	490	161	22	-	429	61	38	71	39	13	12	10	-	-	-	-			
Two Engine	253	135	102	16	-	91	44	23	9	37	33	9	6	-	1	-	-			
Transition - Total	333	261	72	-	-	199	62	68	2	2	-	-	-	-	-	-	-			
Fighter Single Eng.	229	172	57	-	-	131	41	57	-	-	-	-	-	-	-	-	-			
Medium Bombardment	104	89	15	-	-	68	21	11	2	2	-	-	-	-	-	-	-			
Liaison Fld Artillery	59	57	1	-	1	57	-	-	1	-	-	-	-	-	-	1	-			
Navigation	132	79	53	-	-	54	25	26	27	-	-	-	-	-	-	-	-			
Bombardier-Navigation	261	123	136	2	-	-	123	57	56	16	7	2	-	-	-	-	-			
Gunnery Training - Total	759	351	424	22	2	291	60	364	35	25	-	11	8	3	-	-	2			
Flexible	775	351	424	-	-	291	60	364	35	25	-	-	8	3	-	-	-			
Fixed	24	-	-	22	2	-	-	-	-	-	-	11	8	3	-	-	2			
Instr. Training-Total	42	8	27	7	-	-	8	19	4	4	-	-	-	4	3	-	-			
Pilot	26	4	15	7	-	-	4	15	-	-	-	-	-	4	3	-	-			
Gunnery	2	-	2	-	-	-	-	-	-	-	-	-	-	-	-	-	-			
Instrument Trainer	14	4	10	-	-	-	4	4	4	2	-	-	-	-	-	-	-			

a/ No graduates reported for 3rd and 4th Quarters, 1947.

Table 61.-- NEGRO FLYING TRAINING ELIMINEES AND FATALITIES, BY TYPE OF COURSE: ANNUALLY AND QUARTERLY, PRIOR TO OCT 1944 AND 4TH QUARTER 1944 THROUGH DEC 1947

Course	Total	1944 and Prior	1945	1946	1947	Prior to Oct 1944	1944				1945				1946 ^{a/}			1947 ^{b/}
							4th Qtr	1st Qtr	2nd Qtr	3rd Qtr	4th Qtr	1st Qtr	2nd Qtr	3rd Qtr	4th Qtr	1st Qtr	2nd Qtr	3rd Qtr
Total	1,565	1,028	492	42	3	836	192	119	163	110	100	28	14	2	1			
Eliminees	1,553	1,020	490	40	3	830	190	118	163	109	100	26	14	2	1			
Fatalities	12	8	2	2	-	6	2	1	-	1	-	2	-	-	-			
<u>Pre-Flight: Eliminees</u>	146	110	36	-	-	93	17	7	16	8	5	-	-	0	-			
<u>Pilot Training:</u>																		
Eliminees	1,293	887	369	34	3	726	161	89	118	61	61	20	14	2	1			
Fatalities	12	8	2	2	-	6	2	1	-	1	-	2	-	-	-			
Primary: Eliminees	801	580	219	-	2	483	97	50	65	52	52	-	-	2	-			
Fatalities	3	2	1	-	-	1	1	1	-	-	-	-	-	-	-			
Basic: Eliminees	309	187	108	13	1	146	41	23	48	20	17	13	-	-	1			
Fatalities	2	2	-	-	-	2	-	-	-	-	-	-	-	-	-			
Advanced: Eliminees	157	96	40	21	-	76	20	14	5	9	12	7	14	-	-			
Fatalities	5	2	1	2	-	1	1	-	-	1	-	2	-	-	-			
Single Engine: Eliminees	112	79	26	7	-	61	18	14	5	4	3	2	5	-	-			
Fatalities	3	2	1	-	-	1	1	-	-	1	-	-	-	-	-			
Two Engine: Eliminees	45	17	14	14	-	15	2	-	-	5	9	5	9	-	-			
Fatalities	2	-	-	2	-	-	-	-	-	-	2	-	-	-	-			
Four Engine: Eliminees	-	-	-	-	-	-	-	-	-	-	-	-	-	-	-			
Fatalities	-	-	-	-	-	-	-	-	-	-	-	-	-	-	-			
Transition: Eliminees	15	13	2	-	-	10	3	2	-	-	-	-	-	-	-			
Fatalities	2	2	-	-	-	2	-	-	-	-	-	-	-	-	-			
Fighter Single Engine: Eliminees	8	6	2	-	-	5	1	2	-	-	-	-	-	-	-			
Fatalities	2	2	-	-	-	2	-	-	-	-	-	-	-	-	-			
Medium Bombardment: Eliminees	7	7	-	-	-	5	2	-	-	-	-	-	-	-	-			
Fatalities	-	-	-	-	-	-	-	-	-	-	-	-	-	-	-			
Liaison Field Artillery: Eliminees	11	11	-	-	-	11	-	-	-	-	-	-	-	-	-			
Fatalities	-	-	-	-	-	-	-	-	-	-	-	-	-	-	-			
Navigation: Eliminees	26	13	8	-	-	10	8	4	4	-	-	-	-	-	-			
Fatalities	-	-	-	-	-	-	-	-	-	-	-	-	-	-	-			
Bombardier-Navigation: Eliminees	66	4	56	6	-	-	4	3	22	17	14	6	-	-	-			
Fatalities	-	-	-	-	-	-	-	-	-	-	-	-	-	-	-			
<u>Gunnery Training:</u>																		
Eliminees	18	1	17	-	-	1	-	15	1	1	-	-	-	-	-			
Fatalities	-	-	-	-	-	-	-	-	-	-	-	-	-	-	-			
Flexible: Eliminees	18	1	17	-	-	1	-	15	1	1	-	-	-	-	-			
Fatalities	-	-	-	-	-	-	-	-	-	-	-	-	-	-	-			
Fixed: Eliminees	-	-	-	-	-	-	-	-	-	-	-	-	-	-	-			
Fatalities	-	-	-	-	-	-	-	-	-	-	-	-	-	-	-			
<u>Instructor Training:</u>																		
Eliminees	4	-	4	-	-	-	-	-	2	2	-	-	-	-	-			
Fatalities	-	-	-	-	-	-	-	-	-	-	-	-	-	-	-			
Pilot: Eliminees	-	-	-	-	-	-	-	-	-	-	-	-	-	-	-			
Fatalities	-	-	-	-	-	-	-	-	-	-	-	-	-	-	-			
Gunnery: Eliminees	-	-	-	-	-	-	-	-	-	-	-	-	-	-	-			
Fatalities	-	-	-	-	-	-	-	-	-	-	-	-	-	-	-			
Instrument Trainer: Eliminees	4	-	4	-	-	-	-	-	2	2	-	-	-	-	-			
Fatalities	-	-	-	-	-	-	-	-	-	-	-	-	-	-	-			

a/ No fatalities reported for 3rd and 4th quarters 1946.

b/ No fatalities reported for 1st and 2nd Quarters 1947.

s/ Includes holdovers in attrition, May 1947 through December 1947.

Table 62.-- FOREIGN FLYING STUDENTS TRAINED BY AAF --- NUMBER UNDER INSTRUCTION, BY TYPE OF COURSE:
QUARTERLY, DEC 1941 THROUGH DEC 1947

Course	1941	1942				1943				1944			
	Dec	Mar	Jun	Sep	Dec	Mar	Jun	Sep	Dec	Mar	Jun	Sep	Dec
Total	2,800	2,914	2,514	1,907	982	197	433	644	908	1,130	1,247	1,227	2,010
Pre-Flight	-	-	-	-	-	-	69	93	21	-	134	98	668
Pilot Training - Total	2,800	2,914	2,480	1,815	938	181	328	486	833	897	907	981	1,337
Primary	1,428	1,177	949	449	65	95	224	259	348	227	264	451	484
Basic	780	917	666	742	147	32	76	160	261	231	252	188	388
Advanced - Total	592	820	865	624	726	54	21	67	201	287	190	205	145
Single Engine	414	574	605	437	508	38	15	47	128	147	101	113	75
Two Engine	178	246	260	187	218	16	6	20	73	140	89	92	70
Transition - Total	-	-	-	-	-	-	7	-	23	151	201	137	120
Fighter Single Engine	-	-	-	-	-	-	-	-	-	26	68	63	63
Medium Bombardment	-	-	-	-	-	-	7	-	23	125	85	53	57
Heavy Bombardment	-	-	-	-	-	-	-	-	-	-	48	21	-
Liaison	-	-	-	-	-	-	-	-	-	1	-	-	-
Bombardier	-	-	34	64	-	-	-	-	2	-	-	-	-
Navigation	-	-	-	-	-	16	-	1	10	55	84	16	16
Bombardier-Navigation	-	-	-	-	4	-	-	-	-	89	74	89	184
Flexible Gunnery	-	-	-	-	40	-	-	56	39	55	45	40	4
Instructor Training - Total	-	-	-	-	-	-	8	8	3	1	3	3	1
Pilot	-	-	-	-	-	-	8	8	3	1	3	2	1
Gunnery	-	-	-	-	-	-	-	-	-	-	-	1	-
Other	-	-	-	28	-	-	28	-	-	33	-	-	-

Course	1945				1946				1947			
	Mar	Jun	Sep	Dec	Mar	Jun	Sep	Dec	Mar	Jun	Sep	Dec
Total	2,745	2,352	2,367	827	611	941	249	133	62	-	26	32
Pre-Flight	997	290	643	55	293	607	-	-	-	-	-	-
Pilot Training - Total	1,385	1,522	1,208	608	318	334	249	133	62	-	36	32
Primary	545	327	211	252	139	89	46	24	19	-	9	11
Basic	423	666	266	34	82	144	79	36	10	-	14	10
Advanced - Total	318	333	568	199	51	77	118	73	33	-	9	11
Single Engine	166	126	268	66	-	37	48	41	30	-	3	11
Two Engine	152	207	300	133	51	40	70	32	3	-	5	-
Four Engine	-	-	-	-	-	-	-	-	-	-	1	-
Transition - Total	99	196	163	123	46	24	6	-	-	-	4	-
Fighter Single Engine	51	71	105	123	46	24	6	-	-	-	-	-
Medium Bombardment	48	101	58	-	-	-	-	-	-	-	2/	-
Heavy Bombardment	-	24	-	-	-	-	-	-	-	-	-	-
Jet	-	-	-	-	-	-	-	-	-	-	4	-
Navigation	52	70	73	44	-	-	-	-	-	-	-	-
Bombardier-Navigation	200	286	239	95	-	-	-	-	-	-	-	-
Flexible Gunnery	111	182	204	25	-	-	-	-	-	-	-	-
Instructor Training - Total	-	2	-	-	-	-	-	-	-	-	-	-
Pilot	-	2	-	-	-	-	-	-	-	-	-	-
Gunnery	-	-	-	-	-	-	-	-	-	-	-	-
Other	-	-	-	-	-	-	-	-	-	-	-	-

2/ B-29 designated Heavy Bombardment, September 1947.

Table 63.-- FOREIGN FLYING TRAINING STUDENTS TRAINED BY AAF --- NUMBER OF GRADUATES, BY TYPE OF COURSE: ANNUALLY, PRIOR TO 1942 AND QUARTERLY, 1942 THROUGH DEC 1947

Note.-- The figures below reflect the number of courses completed by students and not the number of different individuals graduated. Students who complete more than one course of training are counted as graduates of each course.

Course	Total	Prior to 1942	1942					1947 ^{a/}	1942				1943		
			1942	1943	1944	1945	1946		1st Qtr	2nd Qtr	3rd Qtr	4th Qtr	1st Qtr	2nd Qtr	3rd Qtr
Total	85,613	2,035	12,100	2,203	5,877	10,151	2,074	173	3,715	3,565	2,222	2,598	1,125	290	521
Pre-Flight	5,208	-	-	277	937	3,313	681	-	-	-	-	-	10	48	85
Pilot Training-Total	26,906	2,035	11,964	2,179	4,119	5,243	1,200	166	3,715	3,565	2,192	2,492	1,069	154	253
Primary	9,153	1,433	4,007	625	1,350	1,367	335	36	1,511	1,193	756	547	55	75	149
Basic	8,180	602	4,126	519	1,030	1,587	265	51	1,230	1,244	616	1,036	185	28	67
Advanced - Total	7,695	-	3,831	1,000	1,031	1,336	422	75	974	1,128	820	909	825	50	30
Single Engine	4,475	-	2,682	693	548	674	141	37	682	790	574	636	578	35	21
Two Engine	2,919	-	1,149	307	483	662	281	37	292	338	246	273	247	15	9
Four Engine	-	-	-	-	-	-	-	1	-	-	-	-	-	-	-
Transition - Total	1,876	-	-	34	707	953	178	4	-	-	-	-	4	-	7
Fighter Single Eng	1,153	-	-	-	360	615	178	-	-	-	-	-	-	-	-
Medium Bombardment	610	-	-	30	274	306	-	-	-	-	-	-	-	-	7
Heavy Bombardment	113	-	-	4	73	32	-	b/4	-	-	-	-	4	-	-
Liaison	2	-	-	1	1	-	-	-	-	-	-	-	-	1	-
Bombardier	117	-	79	34	-	4	-	-	-	-	15	64	-	21	-
Navigation	224	-	30	4	96	72	22	-	-	-	15	15	-	4	-
Bombardier-Navigation	745	-	-	10	132	457	146	-	-	-	-	-	4	6	-
Glider Pilot - Total	3	-	1	2	-	-	-	-	-	-	-	1	2	-	-
Elementary	1	-	1	-	-	-	-	-	-	-	-	1	-	-	-
Basic	1	-	-	1	-	-	-	-	-	-	-	-	1	-	-
Advanced	1	-	-	1	-	-	-	-	-	-	-	-	1	-	-
Flexible Gunnery	2,170	-	-	563	532	1,050	25	-	-	-	-	-	40	2	125
Instructor Trng - Total	149	-	-	98	32	12	7	7	-	-	-	-	-	47	30
Pilot	131	-	-	88	31	12	-	-	-	-	-	-	-	47	30
Gunnery	9	-	-	7	1	-	-	-	-	-	-	-	-	-	-
Instrument Trainer	9	-	-	3	-	-	-	-	-	-	-	-	-	-	-
Other	91	-	26	36	29	-	-	-	-	-	-	-	26	8	28

Course	1943 (Contd)	1944				1945				1946				1947 ^{a/}		
		4th Qtr	1st Qtr	2nd Qtr	3rd Qtr	4th Qtr	1st Qtr	2nd Qtr	3rd Qtr	4th Qtr	1st Qtr	2nd Qtr	3rd Qtr	4th Qtr	1st Qtr	2nd Qtr
Total	1,267	1,213	1,315	1,322	2,027	2,273	3,552	2,015	2,311	710	555	560	229	93	40	40
Pre-Flight	134	20	-	77	840	1,036	1,365	267	645	89	316	276	-	-	-	-
Pilot Training-Total	703	1,049	1,145	893	1,032	1,053	1,821	1,314	1,055	428	239	304	229	93	40	33
Primary	346	356	334	190	470	342	623	239	163	157	46	86	46	10	17	9
Basic	239	344	270	205	211	326	486	551	224	-	77	116	72	32	8	11
Advanced - Total	95	272	361	161	237	120	477	287	452	190	51	75	106	51	15	9
Single Engine	59	162	187	81	118	60	265	97	252	66	-	34	41	22	12	3
Two Engine	36	110	174	80	119	60	212	190	200	124	51	41	65	29	3	5
Four Engine	-	-	-	-	-	-	-	-	-	-	-	-	-	-	-	1
Transition - Total	23	77	179	337	114	265	235	237	216	81	65	27	5	-	-	4
Fighter Single Eng	-	38	68	182	72	142	153	155	165	81	65	27	5	-	-	-
Medium Bombardment	23	37	111	103	23	123	74	82	27	-	-	-	-	-	-	-
Heavy Bombardment	-	2	-	52	19	-	8	-	24	-	-	-	-	-	-	4
Jet	-	-	-	-	-	-	-	-	-	-	-	-	-	-	-	-
Liaison	-	-	1	-	-	-	-	-	-	-	-	-	-	-	-	-
Bombardier	13	-	-	-	-	4	-	-	-	-	-	-	-	-	-	-
Navigation	-	3	5	69	15	9	17	31	18	22	-	-	-	-	-	-
Bombardier-Navigation	-	2	47	74	8	78	112	123	174	146	-	-	-	-	-	-
Glider Pilot - Total	-	-	-	-	-	-	-	-	-	-	-	-	-	-	-	-
Elementary	-	-	-	-	-	-	-	-	-	-	-	-	-	-	-	-
Basic	-	-	-	-	-	-	-	-	-	-	-	-	-	-	-	-
Advanced	-	-	-	-	-	-	-	-	-	-	-	-	-	-	-	-
Flexible Gunnery	396	122	77	204	129	93	237	271	449	25	-	-	-	-	-	-
Instructor Trng - Total	21	12	12	5	3	3	-	9	-	-	-	-	-	-	-	7
Pilot	11	12	12	5	2	3	-	9	-	-	-	-	-	-	-	-
Gunnery	7	-	-	-	1	-	-	-	-	-	-	-	-	-	-	1
Instrument Trainer	3	-	-	-	-	-	-	-	-	-	-	-	-	-	-	6
Other	-	-	29	-	-	-	-	-	-	-	-	-	-	-	-	-

^{a/} No graduates reported for 3rd quarter, 1947.

^{b/} B-29 designated Heavy Bombardment, September 1947.

Table 64.-- FOREIGN FLYING TRAINING STUDENTS TRAINED BY AAF --- NUMBER OF ELIMINEES, BY TYPE OF COURSE: ANNUALLY, PRIOR TO 1942 AND QUARTERLY, 1942 THROUGH DEC 1947

Course	Total	Prior to 1942	1942							1943						
			1942	1943	1944	1945	1946	1947	1st Qtr	2nd Qtr	3rd Qtr	4th Qtr	1st Qtr	2nd Qtr	3rd Qtr	4th Qtr
Total	6,223	1,139	2,267	436	915	1,161	236	71	950	798	347	172	101	38	27	220
Pre-Flight	153	-	-	10	31	54	58	-	-	-	-	-	-	-	4	6
Pilot Training - Total	5,913	1,139	2,263	401	843	1,032	164	71	950	798	346	169	101	33	65	202
Primary	4,089	1,088	1,635	257	523	503	70	13	794	552	253	36	14	17	58	168
Basic	1,173	49	486	74	170	315	50	29	137	181	61	107	41	5	6	22
Advanced - Total	489	2	142	68	77	141	30	29	19	65	32	26	44	11	1	12
Single Engine	320	2	89	42	58	95	8	26	12	41	20	16	28	7	1	6
Two Engines	169	-	53	26	19	46	22	3	7	24	12	10	16	4	-	6
Four Engines	-	-	-	-	-	-	-	-	-	-	-	-	-	-	-	-
Jet	-	-	-	-	-	-	-	-	-	-	-	-	-	-	-	-
Transition - Total	162	-	-	2	73	73	14	-	-	-	-	-	2	-	-	-
Fighter Single Eng	109	-	-	-	41	54	14	-	-	-	-	-	-	-	-	-
Medium Bombardment	46	-	-	-	27	19	-	-	-	-	-	-	-	-	-	-
Heavy Bombardment	7	-	-	2	5	-	-	-	-	-	-	-	2	-	-	-
Bombardier	2	-	1	1	-	-	-	-	-	-	-	1	-	-	-	1
Navigation	21	-	-	1	11	11	-	-	-	-	-	-	-	1	-	-
Bombardier-Navigation	78	-	-	-	11	55	12	-	-	-	-	-	-	-	-	-
Flexible Gunnery	29	-	-	11	9	9	-	-	-	-	-	-	-	-	-	11
Instructor Training - Total	19	-	-	9	10	-	-	-	-	-	-	-	-	2	6	-
Pilot	18	-	-	9	9	-	-	-	-	-	-	-	-	3	6	-
Gunnery	1	-	-	-	1	-	-	-	-	-	-	-	-	-	-	-
Other	6	-	3	3	-	-	-	-	-	-	1	2	-	1	2	-

Course	1944				1945				1946				1947			
	1st Qtr	2nd Qtr	3rd Qtr	4th Qtr	1st Qtr	2nd Qtr	3rd Qtr	4th Qtr	1st Qtr	2nd Qtr	3rd Qtr	4th Qtr	1st Qtr	2nd Qtr	3rd Qtr	4th Qtr
Total	207	179	188	341	295	438	244	184	60	46	92	36	51	11	3	6
Pre-Flight	2	-	4	25	16	21	16	1	-	25	22	-	-	-	-	-
Pilot Training - Total	195	167	166	315	272	398	200	162	48	21	29	36	51	11	2	6
Primary	142	95	86	200	143	235	74	51	31	10	23	6	11	2	-	-
Basic	33	40	18	79	76	116	82	41	-	1	29	20	18	2	3	6
Advanced - Total	16	21	22	18	25	39	30	47	14	-	7	9	22	7	-	-
Single Engine	16	17	9	16	21	27	19	28	-	-	4	4	19	7	-	-
Two Engines	-	4	13	2	4	12	11	19	14	-	3	5	3	-	-	-
Four Engines	-	-	-	-	-	-	-	-	-	-	-	-	-	-	-	-
Jet	-	-	-	-	-	-	-	-	-	-	-	-	-	-	-	-
Transition - Total	4	11	40	18	28	8	14	23	3	10	-	1	-	-	-	-
Fighter Single Engine	1	-	26	14	12	5	14	23	3	10	-	1	-	-	-	-
Medium Bombardment	3	11	10	3	16	3	-	-	-	-	-	-	-	-	-	-
Heavy Bombardment	-	-	4	1	-	-	-	-	-	-	-	-	-	-	-	-
Bombardier	-	-	-	-	-	-	-	-	-	-	-	-	-	-	-	-
Navigation	1	2	8	-	2	-	7	1	-	-	-	-	-	-	-	-
Bombardier-Navigation	-	2	6	-	2	15	20	17	12	-	-	-	-	-	-	-
Flexible Gunnery	1	4	3	1	1	4	1	2	-	-	-	-	-	-	-	-
Instructor Training - Total	8	1	1	-	-	-	-	-	-	-	-	-	-	-	-	-
Pilot	7	1	1	-	-	-	-	-	-	-	-	-	-	-	-	-
Gunnery	1	-	-	-	-	-	-	-	-	-	-	-	-	-	-	-
Other	-	-	-	-	-	-	-	-	-	-	-	-	-	-	-	-

s/ B-29 designated Heavy Bombardment, September 1947.

Table 66.-- TECHNICAL TRAINING STUDENTS UNDER INSTRUCTION, BY TYPE OF COURSE: QUARTERLY, SEP 1939 THROUGH DEC 1947

Course	1939		1940				1941				1942				1943			
	Sep	Dec	Mar	Jun	Sep	Dec	Mar	Jun	Sep	Dec	Mar	Jun	Sep	Dec	Mar	Jun	Sep	Dec
US White and Colored - Total . . .	1,423	3,296	3,914	4,280	4,941	11,557	18,258	22,309	24,054	26,205	56,764	79,801	126,072	175,832	185,981	166,415	124,894	97,136
Officer & Officer Candidate-Total	-	-	-	194	-	-	682	356	1,327	881	1,749	8,678	12,716	12,606	12,805	11,178	8,400	8,788
Administrative	-	-	-	-	-	-	-	-	-	-	500	6,581	9,733	8,806	5,409	3,267	3,045	2,934
Aircraft Maintenance - Total . . .	-	-	-	194	-	-	97	-	394	201	185	641	825	1,075	1,691	2,293	1,878	1,893
Engineering - Total	-	-	-	194	-	-	97	-	394	201	185	641	825	1,075	1,691	2,293	1,878	1,893
Engineering Maint Cadet	-	-	-	194	-	-	97	-	-	201	185	503	-	935	1,594	1,873	1,390	1,126
Engineering Officer Maint	-	-	-	-	-	-	-	-	394	-	-	-	825	133	409	296	498	-
Flight Engineer	-	-	-	-	-	-	-	-	-	-	-	-	-	-	-	165	250	-
Pre-Flight Engineer	-	-	-	-	-	-	-	-	-	-	-	-	-	-	-	-	-	-
Weight & Balance Control	-	-	-	-	-	-	-	-	-	-	-	-	-	7	57	11	27	19
Helicopter Training	-	-	-	-	-	-	-	-	-	-	-	-	-	-	-	-	-	-
Armament and Ordnance	-	-	-	-	-	-	84	127	333	366	386	404	470	337	271	341	37	70
Cold Weather Flying	-	-	-	-	-	-	-	-	-	-	-	-	-	-	-	-	-	17
Communications & Electronics-Total	-	-	-	-	-	-	122	124	123	123	180	515	811	611	1,047	1,039	1,190	1,775
Radar - Total	-	-	-	-	-	-	-	-	-	-	1	12	8	102	-	-	-	396
Air Radar	-	-	-	-	-	-	-	-	-	-	-	-	-	-	-	-	-	17
Radar Air Intelligence	-	-	-	-	-	-	-	-	-	-	-	-	-	-	-	-	-	131
Radar Maintenance	-	-	-	-	-	-	-	-	-	-	-	12	8	-	-	-	-	-
Radar Observer Bombardier(BTO)	-	-	-	-	-	-	-	-	-	-	-	-	-	-	-	-	-	-
Radar Observer Night Ftr Cadet . . .	-	-	-	-	-	-	-	-	-	-	1	-	-	-	-	-	-	209
Radar Observer (RCM)	-	-	-	-	-	-	-	-	-	-	-	-	-	-	-	-	-	31
Other	-	-	-	-	-	-	-	-	-	-	-	-	-	102	-	-	-	8
Cryptography	-	-	-	-	-	-	-	-	-	-	-	-	-	-	-	45	58	20
Other (Radio,etc.)	-	-	-	-	-	-	122	124	123	123	179	503	803	509	1,047	994	1,132	1,359
Emergency Rescue Boat	-	-	-	-	-	-	-	-	-	-	-	-	-	-	-	-	263	-
Firefighter-Crash Rescueman	-	-	-	-	-	-	-	-	-	-	-	-	-	-	-	-	-	-
Intelligence	-	-	-	-	-	-	-	-	-	-	-	-	-	-	-	-	-	-
Link Trainer	-	-	-	-	-	-	-	-	-	-	-	-	6	5	14	13	19	23
Navigator-Bombardier-Radar	-	-	-	-	-	-	-	-	-	-	-	-	-	-	-	-	-	-
Navigator-Instructor-Radar	-	-	-	-	-	-	215	-	255	-	-	-	-	-	-	-	-	-
Photography	-	-	-	-	-	-	52	105	75	37	78	93	24	137	273	334	227	126
Polar Indoctrination Instructor . . .	-	-	-	-	-	-	-	-	-	-	-	-	-	-	-	-	-	-
Weather	-	-	-	-	-	-	112	-	157	154	420	444	847	1,635	4,100	3,891	1,741	1,949
Other	-	-	-	-	-	-	-	-	-	-	-	-	-	-	-	-	-	1
Enlisted Personnel - Total	1,423	3,296	3,914	4,086	4,941	11,557	17,576	21,453	22,717	35,324	55,015	71,123	113,356	163,226	172,176	155,237	116,494	88,348
Aircraft Maintenance	901	1,948	2,448	2,735	3,402	8,730	12,633	14,765	14,102	23,241	37,703	53,625	66,974	90,768	99,064	76,128	55,253	41,210
Armament and Ordnance	130	273	292	238	217	369	852	1,449	2,364	3,521	3,969	4,350	10,083	12,785	14,991	14,588	11,699	10,225
Communications & Electronics-Total	177	579	662	729	663	1,756	3,199	4,241	4,587	6,783	10,407	10,988	26,788	45,922	44,358	42,092	37,286	29,053
Radar	-	-	-	-	-	-	-	-	-	-	323	362	1,851	1,955	1,955	-	-	1,905
Other (Radio,etc.)	177	579	662	729	663	1,756	3,199	4,241	4,587	6,783	10,084	10,626	26,426	44,141	42,403	42,092	37,286	27,148
Emergency Rescue Boat	-	-	-	-	-	-	-	-	-	-	-	54	-	-	-	-	-	52
Firefighter - Crash Rescueman	-	-	-	-	-	-	-	-	-	-	-	-	-	-	-	-	-	-
Intelligence	-	-	-	-	-	-	-	-	-	-	-	-	-	-	-	-	-	-
Link Trainer	-	-	-	-	-	-	-	-	-	-	-	-	-	-	-	-	-	-
Photography	72	102	111	79	84	145	128	99	319	247	355	396	2,084	2,493	2,688	1,596	1,141	751
Polar Indoctrination Instructor . . .	-	-	-	-	-	-	-	-	-	-	-	-	-	-	-	-	-	-
Weather	17	29	69	-	196	180	200	426	409	552	671	-	1,682	1,647	6,484	9,693	5,939	4,873
Other	126	365	332	305	379	377	564	973	936	980	1,910	1,710	5,745	9,541	5,591	11,140	5,176	2,184

Table 66.-- TECHNICAL TRAINING STUDENTS UNDER INSTRUCTION, BY TYPE OF COURSE: QUARTERLY, SEP 1939 THROUGH DEC 1947 -- Continued

Course	1944				1945				1946				1947			
	Mar	Jun	Sep	Dec	Mar	Jun	Aug a/	Dec	Mar	Jun	Sep	Dec	Mar	Jun	Sep	Dec
US White and Colored - Total	67,594	70,555	58,306	59,057	52,337	50,588	54,696	8,624	12,933	22,115	29,405	26,673	20,166	14,959	11,211	9,802
Officer and Officer Candidate - Total	8,222	5,034	4,405	5,755	7,577	9,140	4,310	580	818	861	1,054	1,295	1,520	871	1,193	988
Administrative	2,376	965	369	258	287	329	324	58	66	174	332	309	347	20	187	26
Aircraft Maintenance - Total	1,740	711	1,170	2,165	3,347	5,884	1,153	364	416	392	236	251	193	84	51	89
Engineering - Total	1,740	711	1,170	2,162	3,347	5,884	1,153	364	416	392	236	250	193	84	51	89
Engineering Maintenance Cadet	980	86	594	42	-	-	-	-	-	-	-	-	-	-	-	-
Engineering Officer Maintenance	510	420	325	474	589	821	697	342	416	373	228	242	187	67	51	89
Flight Engineer	231	184	3	891	1,680	3,540	-	22	-	19	8	8	6	17	-	-
Preflight Engineer	-	-	225	730	1,064	1,507	455	-	-	-	-	-	-	-	-	-
Weight and Balance Control	19	21	23	25	14	16	1	-	-	-	-	-	-	-	-	-
Helicopter Training	-	-	-	3	-	-	-	-	-	-	-	-	1	-	-	-
Armament and Ordnance	577	117	209	310	341	219	119	17	24	51	24	46	117	55	81	75
Communications and Electronics - Total	1,901	2,299	2,333	2,927	3,442	2,470	2,426	80	171	115	228	348	447	438	486	467
Radar - Total	339	690	1,122	2,193	2,605	2,438	2,229	39	44	43	52	144	260	291	301	261
Air Radar	225	1	214	312	255	129	74	39	44	43	51	144	260	148	184	167
Radar Air Intelligence	-	220	-	-	32	39	50	-	-	-	-	-	-	-	-	-
Radar Maintenance	-	-	19	3	24	10	10	-	-	-	-	-	-	-	-	-
Radar Observer Bombardier (BTO)	-	223	545	1,748	1,776	1,783	2,055	-	-	-	-	-	-	-	-	-
Radar Observer Night Fighter Cadet	98	189	87	72	86	83	40	-	-	-	-	-	-	-	-	-
Radar Observer (RCM)	10	45	196	35	20	-	-	-	-	-	-	-	-	-	-	-
Other	6	12	61	23	412	394	-	-	-	-	1	-	-	143	117	94
Cryptography	63	-	-	54	60	9	2	1	1	-	-	-	-	7	4	-
Other (Radio, etc.)	1,499	1,609	1,211	680	777	23	195	40	126	72	176	204	187	140	181	206
Emergency Rescue Boat	-	42	5	1	-	-	-	-	-	-	-	-	-	-	-	-
Firefighter - Crash Rescuer	-	-	-	-	-	-	-	-	-	-	-	2	10	-	-	1
Intelligence	-	-	-	-	-	-	-	-	-	-	-	-	-	-	55	45
Link Trainer	20	17	20	6	19	3	4	-	-	-	1	9	6	-	-	-
Navigator - Bombardier - Radar	96	123	116	-	-	-	-	-	-	-	-	-	-	-	-	-
Navigator - Instructor - Radar	-	-	10	-	-	-	-	-	-	-	-	-	-	-	-	-
Photography	73	730	100	39	47	43	31	32	32	14	57	48	45	21	20	17
Polar Indoctrination Instructor	-	-	-	-	-	-	-	-	-	-	-	-	-	-	-	-
Weather	1,439	30	73	49	114	183	247	22	52	115	175	282	353	252	313	268
Other	-	-	-	-	-	9	6	7	57	-	1	-	12	1	-	-
Enlisted Personnel - Total	59,372	65,561	53,901	53,302	44,740	41,448	50,386	8,044	12,115	21,254	28,351	25,378	18,636	14,088	10,018	8,814
Aircraft Maintenance	19,652	20,189	14,350	17,206	17,886	24,950	25,460	3,410	1,794	2,669	6,540	7,474	6,517	6,034	4,407	3,306
Armament and Ordnance	9,689	7,155	6,179	3,912	2,359	3,668	4,077	205	306	1,828	3,142	1,985	1,336	773	519	525
Communications and Electronics	28,163	37,378	32,397	21,494	23,519	10,923	13,879	1,104	4,621	5,689	8,234	7,502	5,398	2,947	2,396	2,428
Radar	3,274	4,231	6,262	7,368	6,721	4,166	4,079	290	139	1,223	3,005	3,267	2,327	1,055	820	642
Other (Radio, etc.)	24,889	33,147	26,135	14,126	16,798	6,757	9,800	814	4,482	4,466	5,229	4,235	3,071	1,892	1,576	1,786
Emergency Rescue Boat	-	-	14	23	-	-	-	-	-	-	-	-	-	-	-	-
Firefighter - Crash Rescuer	-	-	-	-	-	-	-	-	-	-	-	255	45	20	20	43
Intelligence	-	-	-	-	-	-	-	-	-	-	-	-	-	-	46	7
Photography	475	273	424	625	458	710	1,733	149	245	924	1,449	1,032	660	404	173	5
Polar Indoctrination Instructor	-	-	-	-	-	-	-	-	-	-	-	-	-	-	-	-
Weather	1,222	57	-	131	98	116	345	933	2,092	1,849	755	621	614	660	411	270
Other	171	509	537	9,911	420	1,041	4,892	2,243	3,057	8,295	8,231	6,509	4,066	3,250	2,046	2,230

a/ September figures not available.

Table 67.-- TECHNICAL TRAINING GRADUATES, BY TYPE OF COURSE: ANNUALLY AND QUARTERLY, 3RD QUARTER 1939 THROUGH DEC 1947

Course	Total	1939 (Jul- Dec)	1940	1941	1942	1943	1944	1945	1946	1947	1939		1940			
											3rd Qtr	4th Qtr	1st Qtr	2nd Qtr	3rd Qtr	4th Qtr
US White and Colored - Total	1,597,491	1,588	14,375	43,028	286,411	615,628	311,330	199,008	63,389	62,734	369	1,219	3,481	4,414	3,475	3,005
Officer and Officer Candidate - Total	135,044	-	-	1,402	30,802	40,385	27,812	29,067	2,640	2,936	-	-	-	-	-	-
Administrative	54,979	-	-	-	24,856	21,959	5,079	1,222	878	985	-	-	-	-	-	-
Aircraft Maintenance - Total	34,910	-	-	571	1,828	6,980	8,808	15,317	945	461	-	-	-	-	-	-
Engineering - Total	34,902	-	-	571	1,828	6,980	8,808	15,312	942	461	-	-	-	-	-	-
Engineering Maintenance Cadet	5,812	-	-	571	888	2,521	1,783	49	-	-	-	-	-	-	-	-
Engineering Officer Maintenance	17,436	-	-	-	934	3,068	4,278	7,869	838	449	-	-	-	-	-	-
Flight Engineer	8,610	-	-	-	-	388	1,652	6,509	49	12	-	-	-	-	-	-
Pre-Flight Engineer	1,425	-	-	-	-	-	1,095	330	-	-	-	-	-	-	-	-
Weight and Balance Control	1,619	-	-	-	6	1,003	-	555	55	-	-	-	-	-	-	-
Helicopter Training	8	-	-	-	-	-	-	5	3	-	-	-	-	-	-	-
Armament and Ordnance	5,678	-	-	356	1,425	1,678	823	1,077	72	247	-	-	-	-	-	-
Cold Weather Flying	84	-	-	-	-	34	25	25	-	-	-	-	-	-	-	-
Communications and Electronics - Total	28,431	-	-	237	1,636	4,825	10,059	10,900	246	528	-	-	-	-	-	-
Radar - Total	14,543	-	-	-	54	662	4,248	9,359	64	156	-	-	-	-	-	-
Air Radar	1,165	-	-	-	-	38	393	599	58	77	-	-	-	-	-	-
Radar Air Intelligence	755	-	-	-	-	108	324	323	-	-	-	-	-	-	-	-
Radar Maintenance	276	-	-	-	31	52	41	152	-	-	-	-	-	-	-	-
Radar Observer Bombardier (BTO)	8,233	-	-	-	-	-	1,882	6,351	-	-	-	-	-	-	-	-
Radar Observer Night Fighter Cadet	1,115	-	-	-	5	120	687	303	-	-	-	-	-	-	-	-
Radar Observer (RCM)	535	-	-	-	-	38	427	69	1	-	-	-	-	-	-	-
Other	2,464	-	-	-	18	306	494	1,562	5	79	-	-	-	-	-	-
Cryptography	991	-	-	-	-	294	361	290	-	46	-	-	-	-	-	-
Other (Radio, etc.)	12,897	-	-	237	1,582	3,869	5,450	1,251	182	326	-	-	-	-	-	-
Emergency Rescue Boat	13	-	-	-	-	-	13	-	-	-	-	-	-	-	-	-
Firefighter - Crash Rescueman	17	-	-	-	-	-	-	-	-	17	-	-	-	-	-	-
Intelligence	9	-	-	-	-	-	-	-	-	9	-	-	-	-	-	-
Link Trainer	269	-	-	-	12	84	99	46	14	14	-	-	-	-	-	-
Navigator - Bombardier - Radar	990	-	-	-	-	-	990	-	-	-	-	-	-	-	-	-
Navigator - Instructor - Radar	62	-	-	-	-	-	62	-	-	-	-	-	-	-	-	-
Photography	2,421	-	-	126	475	1,027	537	84	90	82	-	-	-	-	-	-
Polar Indoctrination Instructor	78	-	-	-	-	-	-	-	-	78	-	-	-	-	-	-
Weather	6,679	-	-	112	570	3,732	1,316	381	86	482	-	-	-	-	-	-
Other	424	-	-	-	-	66	1	15	309	33	-	-	-	-	-	-
Enlisted Personnel - Total	1,462,447	1,588	14,375	41,626	255,609	575,242	283,518	169,941	60,749	59,798	369	1,219	3,481	4,414	3,475	3,005
Aircraft Maintenance	746,655	872	8,932	27,407	159,903	299,042	128,849	86,280	11,544	23,826	236	636	2,108	2,749	2,114	1,961
Armament and Ordnance	166,878	151	1,396	3,927	26,895	79,461	38,553	9,784	3,667	3,004	44	147	363	435	350	248
Communications and Electronics - Total	322,255	292	2,148	5,825	38,276	98,015	99,320	56,582	9,801	11,996	57	235	563	689	658	238
Radar	84,393	-	-	-	2,634	7,816	34,082	30,645	2,627	6,589	-	-	-	-	-	-
Other (Radio, etc.)	237,862	292	2,148	5,825	35,642	90,199	65,238	25,937	7,174	5,407	57	235	563	689	658	238
Emergency Rescue Boat	414	-	-	-	-	297	69	-	-	-	-	-	-	-	-	-
Firefighter - Crash Rescueman	443	-	-	-	-	-	-	-	-	443	-	-	-	-	-	-
Intelligence	62	-	-	-	-	-	-	-	-	62	-	-	-	-	-	-
Photography	20,161	118	498	871	3,487	7,606	2,172	1,368	1,524	2,517	23	95	142	173	125	58
Polar Indoctrination Instructor	115	-	-	-	-	-	-	-	-	115	-	-	-	-	-	-
Weather	24,955	14	238	803	3,092	9,116	4,856	897	4,284	1,655	-	14	17	80	10	131
Other	180,509	101	1,163	2,793	23,956	81,706	9,699	14,982	29,929	16,180	9	92	288	288	218	369

Table 67.-- TECHNICAL TRAINING GRADUATES, BY TYPE OF COURSE; ANNUALLY AND QUARTERLY, 3RD QUARTER 1939 THROUGH DEC 1947-- Continued

Course	1941				1942				1943				1944			
	1st Qtr	2nd Qtr	3rd Qtr	4th Qtr	1st Qtr	2nd Qtr	3rd Qtr	4th Qtr	1st Qtr	2nd Qtr	3rd Qtr	4th Qtr	1st Qtr	2nd Qtr	3rd Qtr	4th Qtr
US White and Colored - Total	4,215	9,772	12,188	16,853	18,850	57,597	79,324	130,540	178,173	187,986	149,095	100,374	100,398	66,792	71,788	72,352
Officer and Officer Candidate - Total	-	360	345	697	916	3,534	10,920	15,432	11,898	11,302	9,617	7,568	8,044	7,046	5,807	6,915
Administrative	-	-	-	-	-	2,860	9,220	12,776	9,783	6,690	2,943	2,543	2,555	811	1,110	603
Aircraft Maintenance - Total	97	191	283	289	125	639	775	959	1,595	2,354	2,072	1,820	2,524	1,712	2,752	
Engineering - Total	97	191	283	289	125	639	775	959	1,595	2,354	2,072	1,820	2,524	1,712	2,752	
Engineering Maintenance Cadet	97	191	283	289	87	346	166	-	391	1,332	798	465	485	391	442	
Engineering Officer Maintenance	-	-	-	-	38	293	603	-	720	945	814	820	1,482	1,099	877	
Flight Engineer	-	-	-	-	-	-	-	-	-	6	156	186	259	268	1,125	
Pre-Flight Engineer	-	-	-	-	-	-	-	-	-	-	-	-	276	289	308	
Weight and Balance Control	-	-	-	-	-	-	6	239	253	237	274	-	-	-	-	
Helicopter Training	-	-	-	-	-	-	-	-	-	-	-	-	-	-	-	
Armament and Ordnance	38	92	226	279	333	411	402	311	627	502	238	128	94	331	270	
Cold Weather Flying	-	-	-	-	-	-	-	-	-	-	34	25	-	-	-	
Communications and Electronics - Total	-	61	62	114	176	117	505	838	605	1,616	1,260	1,344	2,746	2,359	2,004	2,950
Radar - Total	-	-	-	-	4	1	13	36	152	168	-	342	351	930	1,169	1,798
Air Radar	-	-	-	-	-	-	-	-	-	-	-	38	34	59	109	191
Radar Air Intelligence	-	-	-	-	-	-	-	-	-	-	-	108	64	121	50	89
Radar Maintenance	-	-	-	-	-	-	9	22	13	39	-	-	-	-	13	28
Radar Observer Bombardier (BTO)	-	-	-	-	-	-	-	-	-	-	-	-	-	-	728	1,154
Radar Observer Night Fighter Cadet	-	-	-	-	4	1	-	-	-	-	-	120	100	392	112	83
Radar Observer (RCK)	-	-	-	-	-	-	-	-	-	-	-	38	91	94	62	180
Other	-	-	-	-	-	-	4	14	199	129	38	62	264	95	73	
Cryptography	-	-	-	-	-	-	-	-	-	100	77	117	61	115	107	78
Other (Radio, etc.)	-	61	62	114	172	116	492	802	453	1,348	1,183	885	2,334	1,314	728	1,074
Emergency Rescue Boat	-	-	-	-	-	-	-	-	-	-	-	8	-	-	-	5
Firefighter - Crash Rescueman	-	-	-	-	-	-	-	-	-	-	-	-	-	-	-	-
Intelligence	-	-	-	-	-	-	-	-	-	-	-	-	-	-	-	-
Link Trainer	-	-	-	-	-	1	-	11	14	14	26	30	23	18	23	35
Navigator - Bombardier - Radar	-	-	-	-	-	-	-	-	-	-	-	-	159	248	466	117
Navigator - Instructor - Radar	-	-	-	-	-	-	-	-	-	-	-	-	-	-	44	18
Photography	-	52	-	74	23	98	145	209	225	381	189	232	119	270	53	95
Polar Indoctrination Instructor	-	-	-	-	-	-	-	-	-	-	-	-	-	-	-	-
Weather	-	112	-	-	149	-	-	421	1	379	2,343	1,009	460	722	64	70
Other	-	-	-	-	-	-	-	-	-	-	66	1	-	-	-	-
Enlisted Personnel - Total	4,215	9,412	11,843	16,156	17,934	54,063	68,404	115,208	166,275	176,684	139,478	92,806	92,354	59,746	65,981	65,437
Aircraft Maintenance	2,886	6,385	8,049	10,087	10,347	38,057	46,744	64,755	89,564	86,118	74,586	48,774	48,837	26,914	27,279	25,819
Armament and Ordnance	362	727	958	1,880	2,951	4,162	6,314	13,468	17,507	30,639	20,432	10,883	8,150	12,605	9,412	8,386
Communications and Electronics - Total	384	1,388	1,548	2,505	2,748	7,859	7,951	19,718	30,609	25,441	20,915	21,050	28,292	17,635	25,925	27,468
Radar	-	-	-	-	158	660	594	1,222	2,878	2,272	85	2,581	3,059	6,796	9,848	14,379
Other (Radio, etc.)	384	1,388	1,548	2,505	2,590	7,199	7,357	18,456	27,731	23,169	20,830	18,469	25,233	10,839	16,077	13,089
Emergency Rescue Boat	-	-	-	-	-	-	-	-	-	-	72	225	52	-	-	17
Firefighter - Crash Rescueman	-	-	-	-	-	-	-	-	-	-	-	-	-	-	-	-
Intelligence	-	-	-	-	-	-	-	-	-	-	-	-	-	-	-	-
Photography	130	175	145	421	317	449	577	2,144	2,411	2,500	1,559	1,136	872	490	347	463
Polar Indoctrination Instructor	-	-	-	-	-	-	-	-	-	-	-	-	-	-	-	-
Weather	120	145	243	295	372	544	824	1,352	1,617	1,267	4,231	2,001	3,454	1,294	51	57
Other	333	592	900	968	1,199	2,992	5,994	13,771	24,567	30,719	17,683	8,737	2,697	808	2,967	3,227

Table 67.-- TECHNICAL TRAINING GRADUATES, BY TYPE OF COURSE; ANNUALLY AND QUARTERLY, 3RD QUARTER 1939 THROUGH DEC 1947 -- Continued

Course	1945				1946				1947			
	1st Qtr	2nd Qtr	3rd Qtr ^{a/}	4th Qtr ^{b/}	1st Qtr	2nd Qtr	3rd Qtr	4th Qtr	1st Qtr	2nd Qtr	3rd Qtr	4th Qtr
US White and Colored - Total	62,855	60,149	61,380	34,624	6,821	13,422	23,040	20,106	20,609	18,398	13,414	10,313
Officer and Officer Candidate - Total	7,779	10,488	7,316	2,484	356	540	1,135	609	970	936	449	581
Administrative	260	343	283	336	38	44	499	297	427	345	22	191
Aircraft Maintenance - Total	3,923	5,566	3,959	1,869	253	83	459	150	214	160	68	19
Engineering - Total	3,923	5,566	3,954	1,869	253	83	456	150	214	160	68	19
Engineering Maintenance Cadet	49	-	-	-	-	-	-	-	-	-	-	-
Engineering Officer Maintenance	1,954	3,132	2,104	682	227	76	397	138	206	156	68	19
Flight Engineer	1,663	2,249	1,814	783	17	7	19	6	6	4	-	-
Pre-Flight Engineer	-	-	-	330	-	-	-	-	-	-	-	-
Weight and Balance Control	260	185	36	74	9	-	40	6	-	-	-	-
Helicopter Training	-	-	5	-	-	-	3	-	-	-	-	-
Armament and Ordnance	282	433	269	93	5	4	49	14	53	103	44	47
Cold Weather Flying	18	7	-	-	-	-	-	-	-	-	-	-
Communications and Electronics - Total	3,206	3,997	2,723	974	35	112	60	39	121	141	152	114
Radar - Total	2,785	3,367	2,453	754	9	11	29	15	28	27	55	46
Air Radar	223	206	110	60	8	11	29	10	28	14	10	25
Radar Air Intelligence	105	88	87	43	-	-	-	-	-	-	-	-
Radar Maintenance	39	79	31	3	-	-	-	-	-	-	-	-
Radar Observer Bombardier (BTO)	1,873	2,104	1,764	610	-	-	-	-	-	-	-	-
Radar Observer Night Fighter Cadet	72	125	78	28	-	-	-	-	-	-	-	-
Radar Observer (RCM)	33	26	-	10	1	-	-	-	-	-	-	-
Other	440	739	383	-	-	-	-	5	-	13	45	21
Cryptography	154	124	9	3	-	-	-	-	-	13	20	13
Other (Radio, etc.)	267	506	261	217	26	101	31	24	93	101	77	55
Emergency Rescue Boat	-	-	-	-	-	-	-	-	-	-	-	-
Firefighter - Crash Rescueman	-	-	-	-	-	-	-	-	1	10	6	-
Intelligence	-	-	-	-	-	-	-	-	-	-	-	9
Link Trainer	13	25	3	5	-	-	13	1	8	6	-	-
Navigator - Bombardier - Radar	-	-	-	-	-	-	-	-	-	-	-	-
Navigator - Instructor - Radar	-	-	-	-	-	-	-	-	-	-	-	-
Photography	27	28	15	14	19	23	9	39	25	36	14	7
Polar Indoctrination Instructor	-	-	-	-	-	-	-	-	-	-	46	32
Weather	50	83	61	187	-	-	17	69	118	106	96	162
Other	-	6	3	6	6	274	29	-	3	29	1	-
Enlisted Personnel - Total	55,076	45,661	34,064	31,140	6,465	12,882	21,905	19,497	19,639	17,462	12,965	9,732
Aircraft Maintenance	25,858	25,753	19,250	15,419	2,531	1,581	2,795	4,637	6,255	6,824	5,969	4,778
Armament and Ordnance	3,585	2,643	2,115	1,441	40	325	1,416	1,886	1,102	970	555	377
Communications and Electronics - Total	23,851	18,028	8,322	6,381	557	3,801	1,729	3,714	5,074	4,199	1,722	1,001
Radar	13,637	9,469	4,216	3,323	58	120	287	2,162	3,004	2,592	805	188
Other (Radio, etc.)	10,214	8,559	4,106	3,058	499	3,681	1,442	1,552	2,070	1,607	917	813
Emergency Rescue Boat	35	13	-	-	-	-	-	-	-	-	-	-
Firefighter - Crash Rescueman	-	-	-	-	-	-	-	-	279	72	49	43
Intelligence	-	-	-	-	-	-	-	-	-	-	-	62
Photography	540	376	137	315	13	80	265	1,166	948	844	541	184
Polar Indoctrination Instructor	-	-	-	-	-	-	-	-	-	-	40	75
Weather	157	127	110	503	766	1,255	1,675	588	459	457	419	320
Other	1,050	2,721	4,130	7,081	2,558	5,840	14,025	7,506	5,522	4,096	3,670	2,892

a/ July and August

b/ September through December

Table 68.-- TECHNICAL TRAINING ELIMINEES AND FATALITIES, BY COURSE: ANNUALLY AND QUARTERLY, 3RD QUARTER 1939 THROUGH DEC 1947

Course	Total	1939 (Jul- Dec)	1940	1941	1942	1943	1944	1945	1946	1947	1939		1940			
											3rd Qtr	4th Qtr	1st Qtr	2nd Qtr	3rd Qtr	4th Qtr
US White and Colored - Total	342,956	220	1,042	5,480	28,152	96,035	77,265	85,811	27,384	21,566	38	182	157	287	228	370
Officer and Officer Candidate - Total	23,710	-	-	46	2,301	5,840	4,694	2,574	549	706	-	-	-	-	-	-
Administrative	6,999	-	-	-	1,955	3,200	1,010	420	222	192	-	-	-	-	-	-
Aircraft Maintenance - Total	5,846	-	-	14	26	123	392	5,064	155	72	-	-	-	-	-	-
Engineering - Total	5,845	-	-	14	26	123	392	5,064	155	71	-	-	-	-	-	-
Engineering Maintenance Cadet	270	-	-	14	7	51	198	-	-	-	-	-	-	-	-	-
Engineering Officer Maintenance	817	-	-	-	19	52	96	453	146	51	-	-	-	-	-	-
Flight Engineer	4,225	-	-	-	-	19	87	4,090	9	20	-	-	-	-	-	-
Pre-Flight Engineer	512	-	-	-	-	-	3	509	-	-	-	-	-	-	-	-
Weight and Balance Control	21	-	-	-	-	1	8	12	-	-	-	-	-	-	-	-
Helicopter Training	1	-	-	-	-	-	-	-	-	1	-	-	-	-	-	-
Armament and Ordnance	816	-	-	18	226	292	74	140	29	37	-	-	-	-	-	-
Cold Weather Flying	16	-	-	-	-	6	-	10	-	-	-	-	-	-	-	-
Communications and Electronics - Total	7,564	-	-	7	37	487	2,851	3,847	71	264	-	-	-	-	-	-
Radar - Total	5,630	-	-	-	-	232	1,755	3,399	24	220	-	-	-	-	-	-
Air Radar	293	-	-	-	-	-	28	56	24	185	-	-	-	-	-	-
Radar Air Intelligence	63	-	-	-	-	9	24	30	-	-	-	-	-	-	-	-
Radar Maintenance	13	-	-	-	-	-	-	13	-	-	-	-	-	-	-	-
Radar Observer Bombardier (BTO)	4,071	-	-	-	-	-	1,341	2,730	-	-	-	-	-	-	-	-
Radar Observer Night Fighter Cadet	83	-	-	-	-	22	44	17	-	-	-	-	-	-	-	-
Radar Observer (RCM)	39	-	-	-	-	2	28	9	-	-	-	-	-	-	-	-
Other	1,068	-	-	-	-	199	290	544	-	35	-	-	-	-	-	-
Cryptography	58	-	-	-	-	48	5	3	1	1	-	-	-	-	-	-
Other (Radio, etc.)	1,876	-	7	37	207	1,091	1,091	445	46	43	-	-	-	-	-	-
Emergency Rescue Boat	3	-	-	-	-	-	3	-	-	-	-	-	-	-	-	-
Firefighter - Crash Rescueman	2	-	-	-	-	-	-	-	-	2	-	-	-	-	-	-
Intelligence	6	-	-	-	-	-	-	-	-	6	-	-	-	-	-	-
Link Trainer	5	-	-	-	-	1	1	1	2	-	-	-	-	-	-	-
Navigator - Bombardier - Radar	24	-	-	-	-	-	24	-	-	-	-	-	-	-	-	-
Navigator - Instructor - Radar	4	-	-	-	-	-	4	-	-	-	-	-	-	-	-	-
Photography	193	-	3	7	28	118	118	19	4	14	-	-	-	-	-	-
Polar Indoctrination Instructor	-	-	-	-	-	-	-	-	-	-	-	-	-	-	-	-
Weather	2,134	-	-	4	50	1,677	165	64	55	119	-	-	-	-	-	-
Other	98	-	-	-	-	26	52	9	11	-	-	-	-	-	-	-
Enlisted Personnel - Total	319,246	220	1,042	5,434	25,852	90,195	72,571	76,237	26,835	20,860	38	182	157	287	228	370
Aircraft Maintenance	90,218	135	644	2,428	12,581	20,678	20,037	26,898	3,212	3,605	16	119	98	182	113	251
Armament and Ordnance	37,387	28	69	884	3,455	9,528	11,715	8,995	1,343	1,370	14	14	15	26	14	14
Communications and Electronics - Total	148,479	34	169	1,595	6,922	47,866	38,561	34,487	12,978	5,867	7	27	18	44	62	45
Radar	16,488	-	-	-	1,029	3,599	4,304	5,403	1,126	1,027	-	-	-	-	-	-
Other (Radio, etc.)	131,991	34	169	1,595	5,893	44,267	34,257	29,084	11,852	4,840	7	27	18	44	62	45
Emergency Rescue Boat	239	-	-	-	-	224	15	-	-	-	-	-	-	-	-	-
Firefighter - Crash Rescueman	71	-	-	-	-	-	-	-	6	65	-	-	-	-	-	-
Intelligence	10	-	-	-	-	-	-	-	-	10	-	-	-	-	-	-
Photography	4,788	4	13	60	178	1,022	168	1,941	656	746	1	3	1	4	2	6
Polar Indoctrination Instructor	6	-	-	-	-	-	-	-	-	6	-	-	-	-	-	-
Weather	9,336	14	57	268	450	4,360	586	155	2,827	619	-	14	3	9	15	30
Other	28,712	5	90	199	2,266	6,517	1,489	3,761	5,813	8,572	-	5	22	22	22	24

a/ Includes holdovers in attrition from May 1947 to December 1947.

Table 68.-- TECHNICAL TRAINING ELIMINEES AND FATALITIES, BY COURSE: ANNUALLY AND QUARTERLY, 3RD QUARTER 1939 THROUGH DEC 1947 -- Continued

Course	1941				1942				1943				1944			
	1st Qtr	2nd Qtr	3rd Qtr	4th Qtr	1st Qtr	2nd Qtr	3rd Qtr	4th Qtr	1st Qtr	2nd Qtr	3rd Qtr	4th Qtr	1st Qtr	2nd Qtr	3rd Qtr	4th Qtr
US White and Colored - Total	409	1,206	1,378	2,487	5,010	4,701	7,414	11,028	23,119	24,828	27,785	20,307	32,341	9,546	11,401	23,977
Officer and Officer Candidate - Total	2	8	19	17	37	220	763	1,281	1,701	999	2,115	1,025	1,245	740	682	2,027
Administrative	-	-	-	-	-	99	696	1,160	1,380	588	648	584	592	117	180	121
Aircraft Maintenance - Total	2	3	3	6	2	3	2	19	3	36	33	51	109	79	83	121
Engineering - Total	2	3	3	6	2	3	2	19	3	36	33	51	109	79	83	121
Engineering Maintenance Cadet	2	3	3	6	2	3	1	1	-	5	12	34	26	45	63	64
Engineering Officer Maintenance	-	-	-	-	-	-	1	18	2	25	15	10	9	25	18	44
Flight Engineer	-	-	-	-	-	-	-	-	-	6	6	7	72	8	2	5
Pre-Flight Engineer	-	-	-	-	-	-	-	-	-	-	-	-	-	-	-	3
Weight and Balance Control	-	-	-	-	-	-	-	-	1	-	-	-	2	1	-	5
Armament and Ordnance	-	4	8	6	23	107	37	59	7	8	267	10	3	26	28	17
Cold Weather Flying	-	-	-	-	-	-	-	-	-	-	-	6	-	-	-	-
Communications and Electronics - Total	-	-	5	2	7	-	7	23	130	139	99	119	359	421	336	1,735
Radar - Total	-	-	-	-	-	-	-	-	114	75	-	43	63	132	38	1,522
Air Radar	-	-	-	-	-	-	-	-	-	-	-	-	3	1	15	9
Radar Air Intelligence	-	-	-	-	-	-	-	-	-	-	-	9	8	7	8	1
Radar Maintenance	-	-	-	-	-	-	-	-	-	-	-	-	-	-	-	-
Radar Observer Bombardier (ETO)	-	-	-	-	-	-	-	-	-	-	-	-	-	2	5	1,334
Radar Observer Night Fighter Cadet	-	-	-	-	-	-	-	-	-	-	-	22	21	12	7	4
Radar Observer (RCM)	-	-	-	-	-	-	-	-	-	-	-	2	14	11	3	-
Other	-	-	-	-	-	-	-	-	114	75	-	10	17	99	-	174
Cryptography	-	-	-	-	-	-	-	-	-	11	35	2	-	-	1	4
Other (Radio, etc.)	-	-	5	2	7	-	7	23	16	53	64	74	296	289	297	209
Emergency Rescue Boat	-	-	-	-	-	-	-	-	-	-	-	-	-	1	2	-
Link Trainer	-	-	-	-	-	-	-	-	-	-	-	1	-	-	1	-
Navigator - Bombardier - Radar	-	-	-	-	-	-	-	-	-	-	-	-	2	2	16	4
Navigator Instructor - Radar	-	-	-	-	-	-	-	-	-	-	-	-	-	-	-	4
Photography	-	1	2	-	3	2	2	2	4	6	6	12	8	55	35	20
Weather	-	-	1	3	5	8	19	18	177	222	1,061	217	120	39	1	5
Other	-	-	-	-	-	-	-	-	-	-	-	26	52	-	-	-
Enlisted Personnel - Total	407	1,158	1,359	2,470	4,973	4,481	6,651	9,747	21,418	23,829	25,670	19,278	31,096	8,806	10,719	21,950
Aircraft Maintenance	232	583	527	1,086	2,752	2,780	3,577	3,472	4,683	5,455	6,526	4,014	9,908	1,442	1,538	7,149
Armament and Ordnance	40	92	200	552	935	788	920	812	2,780	2,039	2,130	2,579	2,031	1,317	995	7,372
Communications and Electronics - Total	89	414	531	561	1,085	691	1,495	3,651	11,375	13,036	12,531	10,924	17,938	5,874	8,048	6,701
Radar	-	-	-	-	6	135	154	734	2,312	614	8	665	746	752	1,146	1,660
Other (Radio, etc.)	89	414	531	561	1,079	556	1,341	2,917	9,063	12,422	12,523	10,259	17,192	5,122	6,902	5,041
Emergency Rescue Boat	-	-	-	-	-	-	-	-	-	-	153	71	14	-	-	1
Photography	15	9	6	30	20	25	44	89	229	369	283	141	81	28	28	31
Weather	11	53	55	149	48	73	114	215	311	838	2,358	853	508	65	13	-
Other	20	47	40	92	133	124	501	1,508	2,040	2,092	1,689	696	616	80	97	696

Table 68.-- TECHNICAL TRAINING ELIMINEES AND FATALITIES, BY COURSE: ANNUALLY AND QUARTERLY, 3RD QUARTER 1939 THROUGH DEC 1947 -- Continued

Course	1945				1946				1947 ^{a/}			
	1st Qtr	2nd Qtr	3rd Qtr	4th Qtr	1st Qtr	2nd Qtr	3rd Qtr	4th Qtr	1st Qtr	2nd Qtr	3rd Qtr	4th Qtr
US White and Colored - Total	21,761	17,598	7,941	38,511	3,884	9,687	6,302	7,511	8,318	5,063	4,827	3,358
Officer and Officer Candidate - Total	1,745	1,197	1,125	5,507	56	33	197	263	243	228	177	58
Administrative	35	252	60	73	4	1	85	132	56	25	98	13
Aircraft Maintenance - Total	248	462	604	3,750	40	13	64	38	37	13	22	-
Engineering - Total	248	462	604	3,750	40	13	64	38	36	13	22	-
Engineering Maintenance Cadet	-	-	-	-	-	-	-	-	-	-	-	-
Engineering Officer Maintenance	84	82	173	114	34	13	63	36	36	13	2	-
Flight Engineer	86	297	203	3,504	6	-	1	2	-	-	20	-
Pre-Flight Engineer	77	80	222	130	-	-	-	-	-	-	-	-
Weight and Balance Control	1	3	6	2	-	-	-	-	-	-	-	-
Helicopter Training	-	-	-	-	-	-	-	-	1	-	-	-
Armament and Ordnance	25	31	31	53	1	4	19	5	17	9	7	4
Cold Weather Flying	10	-	-	-	-	-	-	-	-	-	-	-
Communications and Electronics - Total	1,425	438	407	1,577	4	3	10	54	56	161	27	20
Radar - Total	1,396	106	379	1,518	4	2	5	13	24	156	22	18
Air Radar	28	11	4	13	4	2	5	13	24	144	11	6
Radar Air Intelligence	2	4	17	7	-	-	-	-	-	-	-	-
Radar Maintenance	7	1	5	-	-	-	-	-	-	-	-	-
Radar Observer Bombardier (BTO)	1,067	50	128	1,485	-	-	-	-	-	-	-	-
Radar Observer Night Fighter Cadet	1	-	4	12	-	-	-	-	-	-	-	-
Radar Observer (RCM)	2	6	-	1	-	-	-	-	-	-	-	-
Other	289	34	221	-	-	-	-	-	12	11	12	12
Cryptography	-	3	-	-	-	1	-	-	-	-	-	1
Other (Radio, etc.)	29	329	28	59	-	-	5	41	32	5	5	1
Emergency Rescue Boat	-	-	-	-	-	-	-	-	-	-	-	-
Firefighter - Crash Rescuer	-	-	-	-	-	-	-	-	2	-	-	-
Intelligence	-	-	-	-	-	-	-	-	-	-	-	6
Link Trainer	-	-	1	-	-	-	-	2	-	-	-	-
Navigator - Bombardier - Radar	-	-	-	-	-	-	-	-	-	-	-	-
Navigator Instructor - Radar	-	-	-	-	-	-	-	-	-	-	-	-
Photography	2	3	7	7	-	-	1	3	3	3	8	-
Polar Indoctrination Instructor	-	-	-	-	-	-	-	-	-	-	-	-
Weather	-	5	14	45	4	8	15	28	72	17	15	15
Other	-	6	1	2	3	4	3	1	-	-	-	-
Enlisted Personnel - Total	20,016	16,401	6,816	33,004	3,828	9,654	6,105	7,248	8,075	4,835	4,650	3,300
Aircraft Maintenance	5,618	4,341	2,152	14,787	1,361	475	583	793	1,823	619	711	452
Armament and Ordnance	4,285	731	1,135	2,844	57	135	458	693	544	381	274	171
Communications and Electronics - Total	9,769	10,424	2,917	11,377	677	6,427	2,553	3,321	3,190	1,273	954	450
Radar	1,608	982	708	2,105	123	155	689	159	624	266	127	10
Other (Radio, etc.)	8,161	9,442	2,209	9,272	554	6,272	1,864	3,162	2,566	1,007	827	440
Emergency Rescue Boat	-	-	-	-	-	-	-	-	-	-	-	-
Firefighter - Crash Rescuer	-	-	-	-	-	-	-	6	48	14	2	1
Intelligence	-	-	-	-	-	-	-	-	-	-	10	-
Photography	84	164	62	1,631	42	41	98	475	312	271	126	37
Polar Indoctrination Instructor	-	-	-	-	-	-	-	-	-	-	4	2
Weather	5	3	12	135	826	1,503	368	130	122	197	219	81
Other	255	738	538	2,230	865	1,073	2,045	1,830	2,036	2,080	2,350	2,106

^{a/} Includes holdovers in attrition from May 1947 through December 1947.

Table 69.-- STUDENT TRAINING STATUS AT AIR MATERIEL COMMAND, BY TYPE OF COURSE: 1947

(Colored students shown in parentheses included in other figures.)

Course	Under Instruction			Eliminees and Fatalities				Graduates			
	May 1947 Through Jun 1947	3rd Qtr	4th Qtr	Total	May 1947 Through Jun 1947	3rd Qtr	4th Qtr	Total	May 1947 Through Jun 1947	3rd Qtr	4th Qtr
Total	(7) 354	(5) 742	(2) 271	26	4	10	12	35	-	35	-
USAF Institute of Technology	(7) 354	(5) 742	(2) 271	26	4	10	12	35	-	35	-
Engineering Sciences	(2) 222	(5) 439	(2) 158	13	3	10	-	27	-	27	-
Industrial Engineering Adv	(5) 132	303	113	13	1	-	12	8	-	8	-

Table 70 -- STUDENT TRAINING STATUS AT AIR UNIVERSITY, BY TYPE OF COURSE: 1947

(Colored students shown in parentheses included in other figures.)

Course	Under Instruction			Eliminees and Fatalities				Graduates			
	May 1947 Through Jun 1947	3rd Qtr	4th Qtr	Total	May 1947 Through Jun 1947	3rd Qtr	4th Qtr	Total	May 1947 Through Jun 1947	3rd Qtr	4th Qtr
Total	836	(8) 1,551	518	381	112	188	81	(9) 4,110	(2) 1,109	1,225	(7) 1,776
Air Command Staff School	-	244	244	3	2	-	-	177	177	-	-
Regular	-	244	244	-	-	-	-	99	99	-	-
Associate Course	-	-	-	3	3	-	-	78	78	-	-
Air Tactical School	550	(6) 611	-	67	16	20	21	(6) 1,111	-	521	(6) 590
Air War College	-	90	91	-	-	-	-	52	52	-	-
School Aviation Medicine	286	(1) 312	124	296	86	156	54	(1) 1,897	(1) 381	635	881
Aviation Medical Examiner	-	-	-	4	-	2	2	(1) 229	(1) 28	99	102
Aviation Physiologist	-	34	-	-	-	-	-	34	-	-	34
Basic Medical Corps	273	214	124	284	85	154	45	1,466	326	523	617
Flight Nurses	13	17	-	2	1	-	1	38	9	13	16
Flight Surgeon	-	18	-	-	-	-	-	57	18	-	39
Flight Surgeon's Assistant	-	(1) 29	-	6	-	-	6	51	-	-	51
Radium Therapy	-	-	-	-	-	-	-	22	-	-	22
Special Staff School	-	(1) 24	29	15	7	2	6	(2) 873	(1) 492	69	(1) 305
Air Communications	-	58	59	2	2	-	1	33	33	-	-
Air Inspectors	-	104	-	4	3	-	-	234	131	-	103
Air Intelligence	-	-	-	3	1	-	2	(1) 63	25	-	(1) 38
Air ROTC Indoctrination	-	40	-	-	-	-	-	63	63	-	-
G/2, G/3 Officers	-	-	-	2	-	2	-	69	-	69	-
Military Management	-	58	-	3	1	-	2	(1) 333	(1) 202	-	131
Public Information	-	34	-	1	-	-	1	78	45	-	33





PART IV

AIRCRAFT AND MATERIEL

The tables in this section provide summary data covering USAF aircraft activities, such as inventory and aircraft production and related statistical information. As in earlier issues, the majority of the tables are presented in annual series brought forward from 1941 through 1947.

A major change in the classification of USAF bombardment aircraft, which was effective 1 September 1947, has affected all the tables in this section presenting data on bombardment types of aircraft. This change is set forth in the table of changeover on page 109 and the affected tables are annotated for reference to this table.

Since the 1946 edition information on several new topics has become available for publication and new tables on these topics have been included in the present edition. In the majority of cases the information presented is for the year 1947 only.

The new tables cover: Army cognizance propeller deliveries and unit costs, by manufacturer and model of airplane; active and inactive airplanes on hand in USAF; airplanes on hand in the USAF-Dec 1946 and the gains and losses, by type and model of airplane during the calendar year 1947.

Several tables appearing in earlier issues have been revised to make the data more usable for extraction purposes. Also, in order to conserve space, revisions have been made in several series in which the activities have declined since the war years. The series so revised are as follows:

Losses of combat and non-combat types of airplanes overseas have naturally declined since the war years, hence the data for combat and non-combat types of airplanes lost overseas, in the respective overseas areas, have been combined in one table, for 1946 and 1947 only.

Factory acceptances of all military airplanes, by plant and type, and Army cognizance airplanes, by type and model, having declined so drastically, the previous historical sequence for this series has been omitted and the present tables show these activities for 1946 and 1947 only.

Data on average unit cost of delivered engines and average man-hours expended per major engine overhaul at Air Materiel Command Air Depots in Continental US have been enlarged to include the number of engines on which the averages were taken. Likewise the average unit cost of airplanes authorized, by principal model and the average unit cost of USAF procured engines, by type of engine, have also been enlarged to show the number of airplanes and the number of engines, respectively, on which the averages were based.

Data on factory deliveries of military propellers have been expanded to include deliveries on fixed pitch propellers, for the years 1946 and 1947, and the deliveries of wooden propellers during the year 1946. Prior to 1946, data on fixed pitch propellers are not available. These data are further amended to include Navy cognizance propellers delivered in 1946.

Figures for 1947 provide a more detailed breakdown of storage at Air Materiel Command Air and Socialized Depots.

During the calendar year 1947 numerous aircraft have been converted from one type, model and series to another, by having changes made (usually structural and mechanical or by installation of additional equipment or different type engines) which result in different characteristics. For example: B-29 to F-13. Other conversions of aircraft also include aircraft which has been reclassified from first-line to second-line for non-tactical use in overseas theaters or in Continental US.

In this section, as in all other sections of the present issue, back series have been reaudited and where errors were discovered corrections have been made.

Table 71.--CLASS DESIGNATION OF BOMBARDMENT AIRCRAFT

Effective with data reflected herein beginning with the month of September 1947, the class designation of bombardment aircraft into heavy, medium and light bomber types has been changed in accordance with the provisions of AF Letter 65-41, dated 17 September 1947, same subject as above. This change represents an attempt to revise the type classification of bomber models to conform more closely with the tactical operating radius of the aircraft.

Accordingly, as prescribed in the above cited Air Force directive, the aircraft tables included in this section reflect data under the old type classification through the month of August 1947 and the revised classification for the period September-December 1947. In order to make the figures more usable for extraction purposes, totals for the year 1947 have been broken down into these two periods and shown separately.

The following schedule reflects the aircraft models affected by the changeover in bombardment aircraft and shows the models included under the old bomber types and those reflected under the new classification:

Table of Changes

Type of Aircraft	Models Under Old Classification	Models Under New Classification
Very Heavy Bomber	B-29, B-35, B-36, B-50	
Heavy Bomber	B-17, B-24	B-35, B-36
Medium Bomber	B-25, B-26, B-42, B-43	B-29, B-50
Light Bomber	A-20, A-24, A-26, B-45	B-17, B-24, B-25, B-26, B-42 B-43, B-45, A-20, A-24, A-26

Table 72.-- AIRPLANES AUTHORIZED FOR USAF PROCUREMENT, BY TYPE AND MODEL OF AIRPLANE: FISCAL YEARS 1939 TO 1947

Note.--Includes experimental airplanes. Figures are adjusted to exclude airplanes subsequently cancelled from procurement programs.

Type and Model	Total	1939 & 1940	1941	1942	1943	1944	1945	1946	1947
Total	205,349	2,655	41,702	43,499	60,605	52,117	3,340	662	769
<u>Very Heavy Bomber - Total</u> a/	<u>4,176</u>	-	-	<u>1,650</u>	-	<u>2,213</u>	<u>180</u>	<u>60</u>	<u>73</u>
B-29	3,943	-	-	1,650	-	2,113	180	-	-
B-36	100	-	-	-	-	100	-	-	-
B-50	133	-	-	-	-	-	-	60	73
<u>Heavy Bomber - Total</u> a/	<u>29,836</u>	<u>87</u>	<u>3,085</u>	<u>10,695</u>	<u>4,550</u>	<u>11,419</u>	-	-	-
B-17	12,617	42	812	5,335	1,450	4,978	-	-	-
B-24	17,104	45	2,273	5,245	3,100	6,441	-	-	-
B-32	115	-	-	115	-	-	-	-	-
<u>Medium Bomber - Total</u> a/	<u>13,980</u>	<u>385</u>	<u>5,069</u>	<u>400</u>	<u>5,000</u>	<u>3,003</u>	<u>27</u>	-	<u>96</u>
B-25	8,949	184	2,363	400	3,375	2,600	27	-	-
B-26	4,735	201	2,506	-	1,625	403	-	-	-
B-34	200	-	200	-	-	-	-	-	-
B-45	96	-	-	-	-	-	-	-	96
<u>Light Bomber - Total</u> a/	<u>14,143</u>	<u>123</u>	<u>5,041</u>	<u>1,440</u>	<u>5,354</u>	<u>2,185</u>	-	-	-
A-20	6,187	123	1,939	-	3,300	825	-	-	-
A-24	875	-	-	150	725	-	-	-	-
A-25	490	-	100	390	-	-	-	-	-
A-26	2,360	-	500	-	500	1,360	-	-	-
A-28	152	-	152	-	-	-	-	-	-
A-29	1,050	-	1,050	-	-	-	-	-	-
A-30	1,174	-	575	-	599	-	-	-	-
A-31	600	-	600	-	-	-	-	-	-
A-35	630	-	-	400	230	-	-	-	-
A-36	500	-	-	500	-	-	-	-	-
A-43	125	-	125	-	-	-	-	-	-
<u>Fighter - Total</u>	<u>66,025</u>	<u>809</u>	<u>7,049</u>	<u>15,377</u>	<u>15,088</u>	<u>25,443</u>	<u>1,564</u>	<u>391</u>	<u>304</u>
YPM-1	3	3	-	-	-	-	-	-	-
Fh-1	2	-	-	-	-	-	2	-	-
P-38	8,869	79	487	2,420	1,363	4,520	-	-	-
P-39	8,892	75	1,117	4,600	-	3,100	-	-	-
P-40	11,974	499	4,255	1,400	4,600	1,220	-	-	-
P-43	147	93	54	-	-	-	-	-	-
P-47	15,681	-	773	6,447	2,500	5,347	614	-	-
P-51	14,456	-	150	-	3,650	10,255	401	-	-
P-59	50	-	-	-	-	50	-	-	-
P-60	1	-	-	-	1	-	-	-	-
P-61	704	-	63	510	131	-	-	-	-
P-63	3,300	-	-	-	2,843	427	30	-	-
P-64	6	-	6	-	-	-	-	-	-
P-66	144	-	144	-	-	-	-	-	-
P-70	60	60	-	-	-	-	-	-	-
P-75	6	-	-	-	-	6	-	-	-
F-80	995	-	-	-	-	498	417	-	80
P-82	270	-	-	-	-	20	-	250	-
P-84	432	-	-	-	-	-	100	141	191
P-86	33	-	-	-	-	-	-	-	33
<u>Reconnaissance - Total</u>	<u>1,009</u>	<u>209</u>	<u>120</u>	<u>382</u>	-	<u>230</u>	<u>66</u>	<u>2</u>	-
F-3	3	3	-	-	-	-	-	-	-
F-4	119	-	119	-	-	-	-	-	-
F-5	381	-	1	380	-	-	-	-	-
F-7	1	-	-	-	-	-	-	1	-
F-8	13	-	-	-	-	-	12	1	-
F-15	36	-	-	-	-	-	36	-	-
OA-10	240	-	-	-	-	230	10	-	-
OA-11	1	-	-	1	-	-	-	-	-
OA-12	1	-	-	1	-	-	-	-	-
OA-13	2	-	-	-	-	-	2	-	-
O-50	3	3	-	-	-	-	-	-	-
O-52	203	203	-	-	-	-	-	-	-
FB2B	6	-	-	-	-	-	6	-	-
<u>Transport - Total</u>	<u>20,548</u>	-	<u>1,863</u>	<u>1,971</u>	<u>12,393</u>	<u>4,218</u>	<u>502</u>	<u>1</u>	-
C-43	207	-	27	-	75	105	-	-	-
C-45	1,430	-	20	2	507	901	-	-	-
C-46	3,020	-	336	270	969	1,445	-	-	-
C-47	9,115	-	895	1,190	5,800	966	264	-	-
C-48	4	-	4	-	-	-	-	-	-
C-49	65	-	17	-	48	-	-	-	-

a/ The redesignation and reclassification of bombardment types of aircraft, as of September 1947, are not reflected in the above table, due to the fact that such revision took place after the end of the fiscal year. See Table 71 p 109.

Table 72.-- AIRPLANES AUTHORIZED FOR USAF PROCUREMENT, BY TYPE AND MODEL OF AIRPLANE: FISCAL YEARS
1939 TO 1947 -- Continued

Type and Model	Total	1939 & 1940	1941	1942	1943	1944	1945	1946	1947
Transport - Continued									
C-50.	14	-	14	-	-	-	-	-	-
C-51.	1	-	1	-	-	-	-	-	-
C-52.	5	-	5	-	-	-	-	-	-
C-53.	383	-	167	40	176	-	-	-	-
C-54.	985	-	76	-	730	100	79	-	-
C-55.	1	-	1	-	-	-	-	-	-
C-56.	3	-	1	-	2	-	-	-	-
C-57.	17	-	10	-	7	-	-	-	-
C-59.	10	-	10	-	-	-	-	-	-
C-60.	355	-	82	240	33	-	-	-	-
C-61.	976	-	161	-	625	190	-	-	-
C-64.	752	-	-	-	423	300	29	-	-
C-66.	1	-	1	-	-	-	-	-	-
C-68.	2	-	-	2	-	-	-	-	-
C-69.	18	-	-	-	18	-	-	-	-
C-74.	13	-	-	13	-	-	-	-	-
C-76.	25	-	-	25	-	-	-	-	-
C-78.	3,093	-	-	189	2,904	-	-	-	-
C-82.	203.	-	-	-	-	100	103	-	-
C-87.	222	-	35	-	76	111	-	-	-
C-97.	10	-	-	-	-	-	10	-	-
C-117	17	-	-	-	-	-	17	-	-
C-118	1	-	-	-	-	-	-	1	-
Trainer - Total	41,632	900	19,293	9,729	10,869	820	21		
Advanced - Total.	18,631		9,203	4,637	4,220	550	21		
AT-6.	8,657	-	4,847	1,260	2,000	550	-	-	-
AT-7.	884	-	187	148	549	-	-	-	-
AT-8.	33	-	33	-	-	-	-	-	-
AT-9.	791	-	491	-	300	-	-	-	-
AT-10	2,371	-	1,421	950	-	-	-	-	-
AT-11	1,581	-	500	888	172	-	21	-	-
AT-16	1,500	-	800	-	700	-	-	-	-
AT-17	1,526	-	550	916	60	-	-	-	-
AT-18	300	-	-	300	-	-	-	-	-
AT-19	500	-	250	-	250	-	-	-	-
AT-20	50	-	-	-	50	-	-	-	-
AT-21	175	-	-	175	-	-	-	-	-
AT-22	4	-	-	-	4	-	-	-	-
AT-23	259	-	124	-	135	-	-	-	-
Basic - Total	9,549	300	4,300	2,924	2,025				
BT-12	24	-	-	24	-	-	-	-	-
BT-13	7,832	300	3,870	1,637	2,025	-	-	-	-
BT-15	1,693	-	430	1,263	-	-	-	-	-
Primary - Total	13,452	600	5,790	2,168	4,624	270			
PT-13	3,392	180	75	318	2,819	-	-	-	-
PT-17	3,369	-	2,569	800	-	-	-	-	-
PT-17	150	150	-	-	-	-	-	-	-
PT-19	2,066	270	1,123	673	-	-	-	-	-
PT-21	100	-	100	-	-	-	-	-	-
PT-22	1,023	-	1,023	-	-	-	-	-	-
PT-23	1,125	-	-	377	748	-	-	-	-
PT-24	200	-	200	-	-	-	-	-	-
PT-26	1,727	-	400	-	1,057	270	-	-	-
PT-27	300	-	300	-	-	-	-	-	-
Communications - Total.	13,600	142	182	1,855	7,351	2,586	980	208	296
Liaison - Total	13,229	142	182	1,855	7,053	2,586	980	146	285
L-1	324	142	182	-	-	-	-	-	-
L-2	1,936	-	-	396	1,540	-	-	-	-
L-3	1,435	-	-	395	1,040	-	-	-	-
L-4	5,529	-	-	789	2,580	1,300	860	-	-
L-5	3,284	-	-	275	1,608	1,286	115	-	-
L-6	250	-	-	-	250	-	-	-	-
L-7	19	-	-	-	19	-	-	-	-
L-8	8	-	-	-	8	-	-	-	-
L-9	8	-	-	-	8	-	-	-	-
L-13.	252	-	-	-	-	-	-	146	106
L-14.	5	-	-	-	-	-	5	-	-
L-15.	10	-	-	-	-	-	-	-	10
L-16.	133	-	-	-	-	-	-	-	133
L-17.	36	-	-	-	-	-	-	-	36
Rotary Wing - Total	371				298			62	11
R-4	91	-	-	-	91	-	-	-	-
R-5	69	-	-	-	24	-	-	34	11
R-6	183	-	-	-	183	-	-	-	-
R-12.	10	-	-	-	-	-	-	10	-
R-13.	18	-	-	-	-	-	-	18	-

Source: Analysis Office, Comptroller's Department, Hq. Air Materiel Command.

Table 73.-- AVERAGE UNIT COST OF USAF AIRPLANES AUTHORIZED, FOR PROCUREMENT, BY PRINCIPAL MODEL: FISCAL YEARS PRIOR TO 1941, JAN 1941 TO DEC 1947

Note.--Average cost per airplane is the weighted average on all programs approved during a designated fiscal year and represents the estimated cost of a complete airplane ready for flyaway, including factory installed ordnance and radio equipment. Costs exclude equipment installed at modification centers and airplane spare parts. Unit costs reflect renegotiation of contracts only to the extent of reductions in contract prices for future deliveries but do not reflect reductions in price effected by cash refunds.

Type and Model	Prior to 1941		1941		1942		1943		1944		1945		1946		1947	
	No. of A/C	Unit Cost	No. of A/C	Unit Cost	No. of A/C	Unit Cost	No. of A/C	Unit Cost	No. of A/C	Unit Cost	No. of A/C	Unit Cost	No. of A/C	Unit Cost	No. of A/C	Unit Cost
Bomber a/																
B-29	-	\$ -	-	\$ -	1,650	\$ 865,036	-	\$ -	2,113	\$ 574,058	180	\$ 467,927	-	\$ -	-	\$ -
B-32	-	-	-	-	115	786,208	-	-	-	-	-	-	-	-	-	-
B-36	-	-	-	-	-	-	-	-	100	2,541,138	-	-	-	-	-	-
B-50	-	-	-	-	-	-	-	-	-	-	-	-	60	1,039,521	73	1,084,230
B-17	42	313,870	812	333,801	5,335	244,464	1,450	229,913	4,978	186,501	-	-	-	-	-	-
B-24	45	369,683	2,273	340,399	5,245	243,828	3,100	248,168	6,441	202,458	-	-	-	-	-	-
B-25	184	146,695	2,363	167,835	400	149,805	3,375	139,078	2,600	134,496	27	127,590	-	-	-	-
B-26	201	170,459	2,506	264,410	-	-	1,625	234,172	403	192,420	-	-	-	-	-	-
B-34	-	-	200	188,257	-	-	-	-	-	-	-	-	-	-	-	-
B-45	-	-	-	-	-	-	-	-	-	-	-	-	-	-	96	1,044,876
A-20	123	129,042	1,939	134,057	-	-	3,300	113,919	825	122,419	-	-	-	-	-	-
A-24	-	-	78	64,663	150	55,065	725	59,529	-	-	-	-	-	-	-	-
A-25	-	-	100	119,815	390	92,776	-	-	-	-	-	-	-	-	-	-
A-26	-	-	500	234,495	-	-	500	254,624	1,360	193,695	-	-	-	-	-	-
A-28	-	-	152	118,704	-	-	-	-	-	-	-	-	-	-	-	-
A-29	-	-	1,150	118,080	-	-	-	-	-	-	-	-	-	-	-	-
A-30	-	-	575	155,570	-	-	599	150,452	-	-	-	-	-	-	-	-
A-31	-	-	600	90,263	-	-	-	-	-	-	-	-	-	-	-	-
A-35	-	-	-	-	400	87,800	230	77,034	-	-	-	-	-	-	-	-
A-36	-	-	-	-	500	60,204	-	-	-	-	-	-	-	-	-	-
Fighter																
YPW-1	3	328,619	-	-	-	-	-	-	-	-	-	-	-	-	-	-
FR-1	-	-	-	-	-	-	-	-	-	-	2	123,665	-	-	-	-
P-38	79	145,386	487	133,308	2,420	122,265	1,363	102,297	4,520	95,576	-	-	-	-	-	-
P-39	75	81,007	1,117	79,053	4,600	67,991	-	-	3,100	46,031	-	-	-	-	-	-
P-40	499	52,466	4,254	68,768	1,400	5,308	4,600	50,786	1,220	47,831	-	-	-	-	-	-
P-43	93	81,627	179	84,907	-	-	-	-	-	-	-	-	-	-	-	-
P-47	-	-	773	113,196	6,447	98,033	2,500	96,475	5,347	85,448	614	84,897	-	-	-	-
P-51	-	-	150	66,763	-	-	3,650	58,438	5,991	52,063	366	47,076	-	-	-	-
P-59	-	-	-	-	-	-	-	-	50	236,571	-	-	-	-	-	-
P-60	-	-	-	-	-	-	1	1,334,638	-	-	-	-	-	-	-	-
P-61	-	-	63	295,331	510	232,033	131	197,088	-	-	-	-	-	-	-	-
P-63	-	-	-	-	-	-	2,843	59,413	427	57,166	30	74,754	-	-	-	-
P-64	-	-	6	57,562	-	-	-	-	-	-	-	-	-	-	-	-
P-66	-	-	144	91,172	-	-	-	-	-	-	-	-	-	-	-	-
P-70	60	143,076	-	-	-	-	-	-	-	-	-	-	-	-	-	-
P-75	-	-	-	-	-	-	-	-	6	130,627	-	-	-	-	-	-
P-80	-	-	-	-	-	-	-	-	498	125,771	417	127,983	-	-	80	101,541

Fighter-(Contd)													
P-82	-	-	-	-	-	-	-	20	140,513	-	-	-	
P-84	-	-	-	-	-	-	-	-	-	100	286,407	250	
P-86	-	-	-	-	-	-	-	-	-	-	-	141	
													215,154
													163,994
													191
													33
													147,699
													438,999
Reconnaissance													
Photographic and Observation													
F-2	-	-	-	-	-	-	-	42	53,280	-	-	-	-
F-3	3	162,993	-	-	-	-	-	-	-	-	-	-	-
F-4	-	-	119	129,168	-	-	-	-	-	-	-	-	-
F-5	-	-	1	129,168	380	126,092	-	-	-	-	-	-	-
F-6	-	-	-	-	-	-	-	264	50,207	35	47,076	-	-
F-7	-	-	-	-	-	-	-	-	-	-	-	1	184,100
F-8	-	-	-	-	-	-	-	-	-	12	130,000	1	83,760
F-15	-	-	-	-	-	-	-	-	-	36	254,083	-	-
OA-10	-	-	-	-	-	-	-	230	216,617	10	207,541	-	-
O-50	203	42,540	-	-	-	-	-	-	-	-	-	-	-
O-52	3	50,826	-	-	-	-	-	-	-	-	-	-	-
PE2B	-	-	-	-	-	-	-	-	-	6	179,092	-	-
Transport													
C-43	-	-	27	24,736	-	-	75	27,339	105	27,299	-	-	-
C-45	-	-	20	67,732	2	71,556	507	66,193	859	53,018	-	-	-
C-46	-	-	536	347,481	270	310,110	969	262,162	1,445	253,307	-	-	-
C-47	-	-	895	134,795	1,190	102,374	5,800	94,371	966	75,000	264	81,093	-
C-48	-	-	4	134,726	-	-	-	-	-	-	-	-	-
C-49	-	-	17	136,914	-	-	48	148,078	-	-	-	-	-
C-50	-	-	14	133,508	-	-	-	-	-	-	-	-	-
C-51	-	-	1	132,181	-	-	-	-	-	-	-	-	-
C-52	-	-	5	143,000	-	-	-	-	-	-	-	-	-
C-53	-	-	167	139,500	40	147,122	176	141,864	-	-	-	-	-
C-54	-	-	76	490,838	-	-	730	381,814	100	386,258	76	293,729	-
C-55	-	-	1	361,555	-	-	-	-	-	-	-	-	-
C-56	-	-	1	110,297	-	-	2	108,797	-	-	-	-	-
C-57	-	-	10	105,106	-	-	7	112,377	-	-	-	-	-
C-59	-	-	10	110,083	-	-	-	-	-	-	-	-	-
C-60	-	-	82	121,894	240	128,490	33	113,168	-	-	-	-	-
C-61	-	-	161	12,208	-	-	625	13,136	190	15,946	-	-	-
C-64	-	-	-	-	-	-	423	36,715	300	34,779	29	31,967	-
C-66	-	-	1	159,116	-	-	-	-	-	-	-	-	-
C-68	-	-	-	-	2	147,815	-	-	-	-	-	-	-
C-69	-	-	-	-	-	-	15	2,247,103	-	-	-	-	-
C-74	-	-	-	-	13	1,270,584	-	-	-	-	-	-	-
C-76	-	-	-	-	25	174,160	-	-	-	-	-	-	-
C-78	-	-	-	-	189	33,077	2,904	32,768	-	-	-	-	-
C-82	-	-	-	-	-	-	-	-	100	550,189	102	373,964	-
C-87	-	-	35	343,912	-	-	76	182,265	111	208,780	-	-	-
C-97	-	-	-	-	-	-	-	-	-	-	10	2,059,933	-
C-117	-	-	-	-	-	-	-	-	-	-	17	80,139	-
C-118	-	-	-	-	-	-	-	-	-	-	1	1,211,920	-
C-119	-	-	-	-	-	-	-	-	-	-	1	460,161	-
OA-11	-	-	-	-	1	175,000	-	-	-	-	-	-	-
OA-12	-	-	-	-	1	69,000	-	-	-	-	-	-	-
OA-13	-	-	-	-	-	-	-	-	-	2	76,639	-	-

Table 73.-- AVERAGE UNIT COST OF USAF AIRPLANES AUTHORIZED FOR PROCUREMENT, BY PRINCIPAL MODEL: FISCAL YEARS PRIOR TO 1941, JAN 1941 TO DEC 1947 -- Continued

Type and Model	Prior to 1941		1941		1942		1943		1944		1945		1946		1947	
	No. of A/C	Unit Cost	No. of A/C	Unit Cost	No. of A/C	Unit Cost	No. of A/C	Unit Cost	No. of A/C	Unit Cost	No. of A/C	Unit Cost	No. of A/C	Unit Cost	No. of A/C	Unit Cost
Trainer																
AT-6	-	\$ -	4,847	\$ 28,158	1,260	\$ 27,043	2,000	\$ 24,876	550	\$ 22,600	-	\$ -	-	\$ -	-	\$ -
AT-7	-	-	187	72,712	148	72,894	549	71,155	-	-	-	-	-	-	-	-
AT-8	-	-	33	41,701	-	-	-	-	-	-	-	-	-	-	-	-
AT-9	-	-	451	44,321	-	-	300	39,265	-	-	-	-	-	-	-	-
AT-10	-	-	1,421	43,501	950	42,687	-	-	-	-	-	-	-	-	-	-
AT-11	-	-	500	77,678	888	88,485	172	76,449	-	-	21	35,000	-	-	-	-
AT-16	-	-	800	27,564	-	-	700	27,259	-	-	-	-	-	-	-	-
AT-17	-	-	550	35,806	916	34,249	60	27,470	-	-	-	-	-	-	-	-
AT-18	-	-	-	-	300	119,965	-	-	-	-	-	-	-	-	-	-
AT-19	-	-	250	26,574	-	-	250	22,496	-	-	-	-	-	-	-	-
AT-20	-	-	-	-	-	-	50	44,737	-	-	-	-	-	-	-	-
AT-21	-	-	-	-	175	99,995	-	-	-	-	-	-	-	-	-	-
AT-22	-	-	-	-	-	-	4	182,265	-	-	-	-	-	-	-	-
AT-23	-	-	123	306,749	-	-	135	235,108	-	-	-	-	-	-	-	-
BT-12	-	-	-	-	24	42,337	-	-	-	-	-	-	-	-	-	-
BT-13	300	20,017	3,870	25,621	1,637	26,632	2,025	23,404	-	-	-	-	-	-	-	-
BT-15	-	-	430	24,012	1,263	25,053	-	-	-	-	-	-	-	-	-	-
PT-13	180	10,412	75	12,291	318	9,125	-	-	-	-	-	-	-	-	-	-
PT-17	-	-	2,569	9,525	800	9,125	-	-	-	-	-	-	-	-	-	-
PT-18	150	9,819	-	-	-	-	-	-	-	-	-	-	-	-	-	-
PT-19	270	6,220	1,123	10,541	673	12,692	2,819	12,378	-	-	-	-	-	-	-	-
PT-21	-	-	100	11,567	-	-	-	-	-	-	-	-	-	-	-	-
PT-22	-	-	1,023	8,712	-	-	-	-	-	-	-	-	-	-	-	-
PT-23	-	-	-	-	377	16,048	748	13,949	-	-	-	-	-	-	-	-
PT-24	-	-	200	5,216	-	-	-	-	-	-	-	-	-	-	-	-
PT-26	-	-	400	17,022	-	-	1,057	13,143	270	15,052	-	-	-	-	-	-
PT-27	-	-	300	8,102	-	-	-	-	-	-	-	-	-	-	-	-
Communication																
L-1	142	22,406	182	27,770	-	-	-	-	-	-	-	-	-	-	-	-
L-2	-	-	-	-	396	2,745	1,540	2,916	-	-	-	-	-	-	-	-
L-3	-	-	-	-	395	2,236	1,040	2,459	-	-	-	-	-	-	-	-
L-4	-	-	-	-	789	2,462	2,580	2,642	1,300	3,059	860	3,280	-	-	-	-
L-5	-	-	-	-	275	10,512	1,608	11,049	1,286	9,954	115	9,129	-	-	-	-
L-6	-	-	-	-	-	-	250	6,065	-	-	-	-	-	-	-	-
L-7	-	-	-	-	-	-	19	3,555	-	-	-	-	-	-	-	-
L-8	-	-	-	-	-	-	8	2,427	-	-	-	-	-	-	-	-
L-9	-	-	-	-	-	-	8	5,084	-	-	-	-	-	-	-	-
L-13	-	-	-	-	-	-	-	-	-	-	-	-	146	34,829	106	34,829
L-14	-	-	-	-	-	-	-	-	-	-	5	6,129	-	-	-	-
L-15	-	-	-	-	-	-	-	-	-	-	-	-	-	-	10	51,638
L-16	-	-	-	-	-	-	-	-	-	-	-	-	-	-	133	1,649
L-17	-	-	-	-	-	-	-	-	-	-	-	-	-	-	36	5,969
R-4	-	-	-	-	-	-	91	51,372	-	-	-	-	-	-	-	-
R-5	-	-	-	-	-	-	24	62,768	-	-	-	-	-	-	11	63,123
R-6	-	-	-	-	-	-	183	47,643	-	-	-	-	-	-	-	-
R-12	-	-	-	-	-	-	-	-	-	-	-	-	10	215,307	-	-
R-13	-	-	-	-	-	-	-	-	-	-	-	-	18	69,273	-	-

a/ The redesignation and reclassification of bombardment types of aircraft, as of September 1947, are not reflected in the above table, due to the fact that such revision took place after the end of the fiscal year. See Table 71 p 109.

Source: Analysis Office, Comptroller's Department, HQ A&C

Table 74.-- FACTORY ACCEPTANCES OF ARMY COGNIZANCE AIRPLANES, BY TYPE AND MODEL OF AIRPLANE: MONTHLY, 1946 AND 1947

(Includes experimental airplanes. For years previous to 1946 see Army Air Forces Statistical Digest 1946.)

Type and Model	1946	1947 a/	1946												1947											
			Jan	Feb	Mar	Apr	May	Jun	Jul	Aug	Sep	Oct	Nov	Dec	Jan	Feb	Mar	Apr	May	Jun	Jul	Aug	Sep	Oct	Nov	Dec
Total	650	1,197	37	65	57	51	46	18	13	44	73	129	68	49	55	44	25	19	10	44	70	164	214	208	166	178
Bomber - Total	64	6	8	7	9	14	21	4	-	-	1	-	-	-	-	1	-	-	-	-	-	1	-	2	1	1
B-29	62	-	8	7	8	14	21	4	-	-	-	-	-	-	-	-	-	-	-	-	-	-	-	-	-	-
B-36	-	1	-	-	-	-	-	-	-	-	-	-	-	-	-	-	-	-	-	-	-	1	-	-	-	-
B-42	1	-	-	-	-	-	-	-	-	-	1	-	-	-	-	-	-	-	-	-	-	-	-	-	-	-
B-43	-	1	-	-	-	-	-	-	-	-	-	-	-	-	-	1	-	-	-	-	-	-	-	-	-	-
B-46	-	1	-	-	-	-	-	-	-	-	-	-	-	-	-	-	-	-	-	-	-	-	-	-	1	-
B-50	-	3	-	-	-	-	-	-	-	-	-	-	-	-	-	-	-	-	-	-	-	-	-	2	-	1
A-26	1	-	-	-	1	-	-	-	-	-	-	-	-	-	-	-	-	-	-	-	-	-	-	-	-	-
Fighter - Total	336	322	15	48	41	28	17	3	1	15	30	81	42	15	1	6	7	1	-	33	57	56	34	47	38	42
P-61	4	-	4	-	-	-	-	-	-	-	-	-	-	-	-	-	-	-	-	-	-	-	-	-	-	-
P-63	11	-	4	3	3	1	-	-	-	-	-	-	-	-	-	-	-	-	-	-	-	-	-	-	-	-
P-80	297	210	5	41	25	27	17	1	1	15	30	81	42	12	-	-	1	1	-	26	43	53	22	22	20	22
P-82	19	4	2	4	13	-	-	-	-	-	-	-	-	-	-	-	-	-	-	-	-	-	1	-	1	2
P-84	3	106	-	-	-	-	-	-	-	-	-	-	-	3	1	6	6	-	-	5	14	3	11	25	17	18
Other	2	2	-	-	-	-	-	2	-	-	-	-	-	-	-	-	-	-	2	-	-	-	-	-	-	-
Reconnaissance - Total	122	66	-	-	-	-	-	-	6	16	31	30	18	21	41	18	5	2	-	-	-	-	-	-	-	-
F-15	19	17	-	-	-	-	-	-	-	-	4	5	3	7	14	1	-	2	-	-	-	-	-	-	-	-
FP-80	103	49	-	-	-	-	-	-	6	16	27	25	15	14	27	17	5	-	-	-	-	-	-	-	-	-
Transport - Total	68	95	2	6	7	9	8	7	6	5	9	11	8	10	8	11	8	8	9	9	9	8	7	6	4	8
C-46	1	-	-	1	-	-	-	-	-	-	-	-	-	-	-	-	-	-	-	-	-	-	-	-	-	-
C-54	1	-	1	-	-	-	-	-	-	-	-	-	-	-	-	-	-	-	-	-	-	-	-	-	-	-
C-74	5	7	-	-	1	-	-	1	-	-	2	-	-	1	1	4	1	1	-	-	-	-	-	-	-	-
C-82	79	81	1	4	7	8	8	7	5	5	7	11	8	8	7	7	7	7	7	7	7	7	7	6	4	8
Other	2	7	-	1	-	-	-	-	-	-	-	-	-	1	-	-	-	-	2	2	2	1	-	-	-	-
Communications - Total	40	708	12	4	-	-	-	4	-	8	2	7	-	3	5	8	5	8	1	2	4	99	173	153	123	127
R-4, R-5	34	11	10	4	-	-	-	3	-	8	2	7	-	-	-	-	-	1	1	1	1	2	1	-	4	-
R-13	3	25	-	-	-	-	-	-	-	-	-	-	-	3	5	8	5	6	-	1	-	-	-	-	-	-
Other	3	672	2	-	-	-	-	1	-	-	-	-	-	-	-	-	-	1	-	-	3	97	172	153	119	127

a/ See Table 71 p 109 for revision of classification and redesignation of bombardment types of aircraft, as of September 1947

Table 75.-- AIRFRAME WEIGHT OF FACTORY ACCEPTED USAF COGNIZANCE AIRPLANES, BY TYPE OF AIRPLANE: QUARTERLY, 1940 TO 1945; MONTHLY, 1946 AND 1947

(In thousands of pounds. Includes experimental airplanes for 1945-1947 and US Financed Canadian production.)

Year and Quarter or Month	Total	Very Heavy Bomber	Heavy Bomber a/	Medium Bomber a/	Light Bomber a/	Fighter	Reconnaissance	Transport	Trainer	Communications
Total	2,102,821	191,076	736,387	219,840	169,766	371,547	7,797	267,742	128,441	10,225
Annually										
1940	20,279	-	1,157	763	6,284	4,638	235	2,208	4,992	2
1941	68,064	-	6,664	6,015	20,502	14,418	574	3,344	16,188	359
1942	239,858	-	60,914	42,801	34,222	42,428	1,699	17,501	38,442	1,851
1943	542,397	4,425	224,186	75,520	42,187	89,560	2,304	54,975	46,325	2,915
1944	797,120	55,834	353,521	72,649	41,823	140,324	415	110,848	19,059	2,647
1945	421,718	127,870	89,945	21,907	24,699	76,539	1,141	74,330	3,435	1,852
1946	7,799	2,862	-	18	15	1,868	889	2,068	-	79
1947 a/(Jan-Aug)	3,540	85	-	16	-	855	540	1,943	-	101
1947 a/(Sep-Dec)	2,046	-	-	151	34	917	-	525	-	419
Quarterly										
1940										
1st Qtr. . . .	3,642	-	281	298	1,507	425	183	389	559	-
2nd Qtr. . . .	5,119	-	-	155	1,697	1,062	37	740	1,428	-
3rd Qtr. . . .	5,295	-	337	310	1,285	1,360	15	559	1,427	-
4th Qtr. . . .	6,223	-	539	-	1,795	1,791	-	520	1,578	2
1941										
1st Qtr. . . .	9,160	-	497	329	3,273	1,680	-	863	2,498	20
2nd Qtr. . . .	14,080	-	1,011	1,772	4,552	1,928	96	836	3,815	70
3rd Qtr. . . .	18,152	-	1,076	1,813	5,859	3,758	244	889	4,360	153
4th Qtr. . . .	26,672	-	4,080	2,101	6,818	7,052	234	756	5,515	116
1942										
1st Qtr. . . .	41,511	-	8,512	5,061	8,094	8,764	914	1,886	7,698	582
2nd Qtr. . . .	53,346	-	12,658	10,346	7,691	9,770	185	3,700	8,497	499
3rd Qtr. . . .	67,280	-	16,694	13,801	8,469	11,480	158	5,869	10,403	406
4th Qtr. . . .	77,721	-	23,050	13,593	9,968	12,414	442	6,046	11,844	364
1943										
1st Qtr. . . .	96,374	-	31,948	16,125	7,884	15,687	664	9,930	13,595	541
2nd Qtr. . . .	125,725	-	49,486	21,126	9,895	18,723	-	13,523	12,337	635
3rd Qtr. . . .	145,002	1,251	63,828	18,177	10,578	23,553	730	15,390	10,737	758
4th Qtr. . . .	175,296	3,174	78,924	20,092	13,830	31,597	910	16,132	9,656	981
1944										
1st Qtr. . . .	207,468	8,224	98,216	20,981	15,196	34,118	-	23,048	6,913	772
2nd Qtr. . . .	214,554	10,630	102,183	21,206	11,003	34,150	-	29,976	4,814	592
3rd Qtr. . . .	198,878	13,997	89,202	15,711	8,961	36,378	15	29,520	4,430	664
4th Qtr. . . .	176,220	22,983	63,920	14,751	6,663	35,678	400	28,304	2,902	619
1945										
1st Qtr. . . .	177,353	37,133	52,817	12,818	8,969	34,115	500	28,714	1,614	673
2nd Qtr. . . .	166,810	50,352	35,143	6,836	12,549	30,616	466	28,749	1,356	743
3rd Qtr. . . .	73,670	39,959	1,985	2,253	3,181	9,986	175	15,261	465	405
4th Qtr. . . .	3,885	426	-	-	-	1,822	-	1,606	-	31
Monthly										
1946										
Jan.	584	378	-	-	-	134	-	49	-	23
Feb.	656	262	-	-	-	262	-	125	-	7
Mar.	818	378	-	-	15	278	-	147	-	-
Apr.	1,043	662	-	-	-	155	-	226	-	-
May.	1,250	993	-	-	-	94	-	163	-	-
Jun.	360	189	-	-	-	21	-	143	-	7
Jul.	203	-	-	-	-	5	35	163	-	-
Aug.	287	-	-	-	-	75	94	103	-	15
Sep.	661	-	-	18	-	150	219	270	-	4
Oct.	878	-	-	-	-	405	222	231	-	20
Nov.	511	-	-	-	-	210	133	168	-	-
Dec.	548	-	-	-	-	79	186	280	-	3
1947										
Jan.	587	-	-	-	-	6	367	209	-	5
Feb.	568	-	-	16	-	38	115	394	-	5
Mar.	286	-	-	-	-	43	29	209	-	5
Apr.	253	-	-	-	-	5	29	209	-	10
May.	249	-	-	-	-	-	-	246	-	3
Jun.	427	-	-	-	-	177	-	246	-	4
Jul.	542	-	-	-	-	303	-	233	-	6
Aug.	628	85	-	-	-	283	-	197	-	63
Sep.	471	-	-	-	-	189	-	147	-	135
Oct.	606	-	-	101	-	267	-	126	-	112
Nov.	422	-	-	-	34	217	-	84	-	87
Dec.	547	-	-	50	-	244	-	168	-	85

a/ See Table 71 p.109 for revision of classification and redesignation of bombardment types of aircraft as of September 1947.

Source: Air Materiel Command, Statistical, Div; Comptroller's Dept; Department of Navy Bur. of Aeronautics

Table 76.-- FACTORY ACCEPTANCES OF ALL US MILITARY AIRPLANES, BY TYPE OF AIRPLANE: QUARTERLY, 1940 TO 1945; MONTHLY, 1946 AND 1947

(Includes experimental airplanes and US financed Canadian production.)

Year and Quarter or Month	Total	Very Heavy Bomber a/	Heavy Bomber a/	Medium Bomber a/	Light Bomber a/	Fighter	Reconnaissance	Transport	Trainer	Communications
Total	304,257	3,962	31,915	22,285	41,106	103,294	4,202	24,458	58,571	14,464
Annually										
1940	6,028	-	61	95	1,038	1,689	123	290	2,731	1
1941	19,445	1	318	865	2,935	4,421	727	532	9,376	270
1942	47,675	3	2,615	4,122	5,894	10,780	1,468	1,985	17,632	3,176
1943	85,433	92	9,524	7,624	12,122	24,005	734	7,013	19,942	4,377
1944	95,272	1,161	15,173	6,782	11,892	38,895	261	9,834	7,578	3,696
1945	46,865	2,642	4,224	2,726	6,910	21,578	692	4,613	1,309	2,171
1946	1,417	62	-	31	39	1,017	131	93	-	44
1947 (Jan-Aug)	1,019	1	-	37	168	538	66	71	3	135
(Sep-Dec)	1,103	-	-	3	108	371	-	27	-	594
Quarterly										
1941										
1st Qtr	3,128	-	24	95	574	684	79	91	1,570	11
2nd Qtr	4,207	-	50	243	732	765	107	84	2,186	40
3rd Qtr	5,236	-	53	261	781	1,115	220	141	2,567	98
4th Qtr	6,874	1	191	266	848	1,857	321	216	3,053	121
1942										
1st Qtr	9,517	-	376	563	955	2,268	436	330	3,845	744
2nd Qtr	11,113	-	546	987	1,216	2,454	327	396	4,264	923
3rd Qtr	12,676	-	710	1,254	1,544	2,796	432	614	4,540	786
4th Qtr	14,369	3	983	1,318	2,179	3,262	273	645	4,983	723
1943										
1st Qtr	16,668	-	1,371	1,592	2,154	3,709	230	1,253	5,444	915
2nd Qtr	20,480	-	2,100	2,100	2,909	5,102	126	1,729	5,442	972
3rd Qtr	22,475	26	2,716	1,872	3,285	6,568	167	1,925	4,831	1,085
4th Qtr	25,810	66	3,337	2,060	3,774	8,626	211	2,106	4,225	1,405
1944										
1st Qtr	26,569	171	4,135	2,076	3,532	9,936	43	2,607	2,987	1,082
2nd Qtr	25,049	221	4,327	1,874	3,175	9,979	4	2,739	1,878	852
3rd Qtr	23,115	291	3,859	1,398	2,733	9,840	22	2,410	1,609	953
4th Qtr	20,539	478	2,852	1,434	2,452	9,140	192	2,078	1,104	809
1945										
1st Qtr	19,604	772	2,425	1,357	2,650	8,836	286	1,856	635	787
2nd Qtr	18,319	1,041	1,622	915	2,775	8,547	273	1,759	502	885
3rd Qtr	8,141	820	162	404	1,422	3,655	133	891	172	482
4th Qtr	801	9	15	50	63	540	-	107	-	17
Monthly										
1946										
Jan	110	8	-	3	2	82	-	3	-	12
Feb	121	7	-	2	3	99	-	6	-	4
Mar	123	8	-	2	2	103	-	8	-	-
Apr	98	14	-	3	2	69	-	10	-	-
May	127	21	-	2	2	92	-	10	-	-
Jun	65	4	-	2	3	45	-	7	-	4
Jul	69	-	-	3	2	52	6	6	-	-
Aug	131	-	-	2	3	90	23	5	-	8
Sep	136	-	-	4	3	86	32	9	-	2
Oct	194	-	-	2	6	137	31	11	-	7
Nov	130	-	-	2	3	97	18	8	-	2
Dec	113	-	-	4	8	65	21	10	-	5
1947										
Jan	120	-	-	8	15	43	41	8	-	5
Feb	101	-	-	6	6	52	18	11	-	8
Mar	119	-	-	3	27	71	5	8	-	5
Apr	108	-	-	2	33	54	2	9	-	8
May	92	-	-	2	26	52	-	9	-	3
Jun	140	-	-	12	31	86	-	9	-	2
Jul	121	-	-	-	12	95	-	9	-	5
Aug	218	1	-	4	18	85	-	8	3	99
Sep a/.	291	-	-	-	34	75	-	9	-	173
Oct	281	-	-	2	33	81	-	6	-	159
Nov	251	-	-	-	30	89	-	4	-	128
Dec	280	-	-	1	11	126	-	8	-	134

a/ See Table 71 p 109 for revision of classification and redesignation of bombardment types of aircraft, as of September 1947.

Table 77.-- FACTORY ACCEPTANCES OF ALL US MILITARY AIRPLANES, BY PLANT AND BY TYPE AND MODEL OF AIRPLANE:
1946 AND 1947

Note:-- Includes experimental airplanes. Army Cognizance production is shown by model Navy Cognizance by type.
For years previous to 1946 see Army Air Forces Statistical Digest 1946.

Plant, Type and Model	1946	1947	Plant, Type and Model	1946	1947
Total	1,417	2,122	<u>Fairchild: Hagerstown, Md. - Total</u> . .	79	82
<u>Aerona: Middletown, Ohio</u>			Army - C-82	79	81
Army - L-16	-	508	Navy - Trainer	-	1
<u>Aircraft Service Corp: Lynbrook, N.Y.</u>			<u>G & A: Willow Grove, Pa.</u>		
Navy - Transport	-	2	Army - R-9	1	-
<u>Bell: Buffalo, N.Y. - Total</u>	15	25	<u>Goodyear: Akron, Ohio</u>		
Army - P-63	11	-	Navy - Fighter	2	1
P-83	1	-	<u>Gruman: Bethpage, N.Y.</u>		
R-13	3	25	Navy - Fighter	430	338
<u>Boeing: Renton, Wash. - Total</u>	63	9	<u>Kellett, Philadelphia, Pa.</u>		
Army - B-29	62	-	Army - R-8	2	-
C-50	-	3	<u>Lockheed "A": Burbank, Calif.</u>		
C-97	1	6	Navy - Patrol Bomber	4	48
<u>Boeing: Seattle, Washington</u>			<u>Lockheed "B": Burbank, Calif. - Total</u>	400	259
Navy - Fighter	-	1	Army - P-80	297	210
<u>Chance-Vought: Stratford, Conn.</u>			FP-80	103	49
Navy - Fighter	246	203	<u>Martin: Buffalo, N.Y. - Total</u>	32	27
<u>Consolidated-Vultee: Fort Worth, Texas</u>			Navy - Patrol Bomber	26	11
Army - B-36	-	1	Light Bomber	1	15
<u>Consolidated-Vultee:</u>			Transport	5	1
<u>San Diego, Calif. - Total</u>	-	84	<u>McDonnell: St. Louis, Mo.</u>		
Army - B-46	-	1	Navy - Fighter	1	33
P-81	-	2	<u>North American:</u>		
L-13	-	81	<u>Inglewood, Calif. - Total</u> . .	19	100
<u>Curtiss-Wright: Buffalo, N.Y.</u>			Army - P-82	19	4
Army - C-46	1	-	L-17	-	83
<u>Curtiss-Wright: Columbus, Ohio - Total</u>	22	-	Navy - Fighter	-	11
Navy - Light Bomber	11	-	Trainer	-	2
Fighter	2	-	<u>Northrop: Hawthorne, Calif. - Total</u> . .	24	17
Reconnaissance	9	-	Army - P-61	4	-
<u>Douglas: El Segundo, Calif. - Total</u> . .	26	238	F-15	19	17
Navy - Light Bomber	26	237	P-79	1	-
Fighter	-	1	<u>Piasecki: Morton, Pa.</u>		
<u>Douglas: Long Beach, Calif. - Total</u> . .	7	7	Navy - Rotary Wing	-	8
Army - B-17	1	7	<u>Republic: Farmingdale, N.Y.</u>		
C-74	5	7	Army - P-84	3	106
A-26	1	-	<u>Sikorsky: Stratford, Conn. - Total</u> . .	38	24
<u>Douglas: Santa Monica, Calif. - Total</u> . .	2	2	Army - R-5	34	11
Army - B-42	1	1	Navy - Rotary Wing	4	13
B-43	1	1			
C-54	1	-			
C-118	-	1			

Table 78.-- AIRFRAME WEIGHT OF ALL FACTORY ACCEPTED US MILITARY AIRPLANES, BY TYPE OF AIRPLANE: QUARTERLY, 1940 TO 1945; MONTHLY 1946 AND 1947

(in thousands of pounds. Includes experimental airplanes for 1945-1947 and US financed Canadian production.)

Year and quarter or month	Total	Very Heavy Bomber ^a	Heavy Bomber ^a	Medium Bomber ^a	Light Bomber ^a	Fighter	Reconnaissance	Transport	Trainer	Communications
Total	2,559,246	191,076	758,294	316,762	316,879	542,774	16,546	273,997	132,560	10,358
Annually										
1940.	23,110	-	1,182	1,221	6,781	5,480	348	2,483	5,607	2
1941.	81,364	-	6,761	11,456	22,657	16,389	1,884	3,761	18,097	359
1942.	275,830	-	62,042	55,858	44,590	48,808	5,119	18,250	39,294	1,869
1943.	654,187	4,425	227,789	107,555	83,181	121,845	3,878	55,498	47,058	2,958
1944.	961,120	55,834	360,099	98,013	95,283	215,536	1,030	113,619	19,059	2,647
1945.	539,367	127,870	100,421	40,894	61,949	124,648	2,828	75,470	3,435	1,852
1946.	12,859	2,862	-	751	275	5,591	920	2,376	-	84
1947 (Jan-Aug).	7,234	85	-	863	1,076	2,549	539	2,004	10	108
1947 (Sep-Dec).	4,175	-	-	151	1,087	1,922	-	536	-	479
Quarterly										
1940										
1st Qtr	3,920	-	281	298	1,555	539	183	451	613	-
2nd Qtr	5,589	-	-	155	1,803	1,155	43	827	1,606	-
3rd Qtr	5,886	-	337	341	1,633	63	63	1,508	2	
4th Qtr	7,715	-	564	427	2,060	2,159	59	566	1,880	-
1941										
1st Qtr	11,988	-	521	1,283	3,837	2,227	196	896	3,008	20
2nd Qtr	17,650	-	1,060	3,206	5,309	2,594	275	841	4,295	70
3rd Qtr	21,673	-	1,100	3,492	6,332	4,210	576	958	4,852	153
4th Qtr	30,053	-	4,080	3,475	7,179	7,358	837	1,066	5,942	116
1942										
1st Qtr	46,437	-	8,512	7,448	8,377	9,642	1,694	2,243	7,939	582
2nd Qtr	60,095	-	12,687	12,899	9,333	11,011	960	3,831	8,875	499
3rd Qtr	76,978	-	17,099	17,065	11,513	12,918	1,322	6,028	10,627	406
4th Qtr	92,320	-	23,744	18,446	15,367	15,237	1,143	6,148	11,853	382
1943										
1st Qtr	112,404	-	33,163	21,517	14,275	18,038	1,176	10,001	13,681	553
2nd Qtr	152,946	-	50,410	30,257	20,222	24,844	440	13,601	12,506	666
3rd Qtr	176,327	1,251	64,876	26,523	22,405	33,019	1,003	15,483	11,009	758
4th Qtr	212,510	3,174	79,340	29,258	26,279	45,944	1,259	16,413	9,862	981
1944										
1st Qtr	248,886	8,224	98,239	30,183	27,140	53,482	151	23,782	6,913	772
2nd Qtr	255,773	10,630	102,620	26,707	25,091	54,510	11	30,798	4,814	592
3rd Qtr	238,343	13,997	91,525	20,014	22,482	54,815	84	30,332	4,430	664
4th Qtr	218,118	22,983	67,715	21,109	20,570	52,729	784	28,707	2,902	619
1945										
1st Qtr	222,590	37,133	57,302	19,907	23,605	51,903	1,161	29,292	1,614	673
2nd Qtr	210,303	50,352	38,778	13,744	26,065	49,160	1,127	28,978	1,356	743
3rd Qtr	99,577	39,959	3,995	6,450	11,830	20,497	540	15,436	465	405
4th Qtr	6,897	426	340	793	449	3,088	-	1,764	-	31
Monthly										
1946										
Jan	1,120	378	-	74	14	524	-	107	-	23
Feb	1,030	262	-	49	19	556	-	137	-	7
Mar	1,303	378	-	49	22	649	-	205	-	-
Apr	1,458	662	-	74	13	424	-	285	-	-
May	1,852	993	-	49	15	514	-	281	-	-
Jun	728	189	-	49	23	317	-	143	-	7
Jul	525	-	-	72	8	246	34	165	-	-
Aug	723	-	-	50	18	414	121	105	-	15
Sep	1,038	-	-	90	18	439	221	267	-	3
Oct	1,278	-	-	50	53	702	226	233	-	14
Nov	869	-	-	50	20	493	132	168	-	6
Dec	935	-	-	95	52	313	186	280	-	9
1947										
Jan	1,061	-	-	186	93	202	366	209	-	5
Feb	939	-	-	134	40	248	115	394	-	8
Mar	828	-	-	73	167	345	29	209	-	5
Apr	770	-	-	50	217	193	29	271	-	10
May	700	-	-	50	162	239	-	246	-	3
Jun	1,141	-	-	278	190	423	-	246	-	4
Jul	807	-	-	-	90	475	-	232	-	10
Aug	988	85	-	92	117	424	-	197	10	63
Sep a/.	960	-	-	-	306	361	-	158	-	135
Oct	1,061	-	-	101	289	414	-	126	-	131
Nov	980	-	-	-	334	459	-	84	-	103
Dec	1,174	-	-	50	158	688	-	168	-	110

a/ See Table 71 p 109 for revision of classification and redesignation of bombardment types of aircraft, as of September 1947.

Table 79.-- FACTORY DELIVERIES OF ALL US MILITARY AIRPLANES, BY TYPE OF AIRPLANE AND BY RECIPIENT: QUARTERLY, 3RD QUARTER, 1940 TO 1946; MONTHLY, 1947

Note.--Includes experimental airplanes and US financed Canadian production. Subsequent reallocations are not reflected.

Type of Airplane and Recipient	Total	1940 (Jul-Dec)	1941	1942	1943	1944	1945	1946	1947 ^{a/}		1940 3rd Qtr
									(Jan-Aug)	(Sep-Dec)	
Total	301,781	3,611	18,466	46,928	84,883	96,270	48,281	1,527	999	1,083	1,614
USAF	161,284	1,209	8,723	26,438	45,889	51,547	26,254	669	304	252	695
US Navy	76,728	517	3,517	8,347	20,005	25,579	16,985	853	599	337	124
Other US	4,304	71	114	23	1,484	2,012	10	-	96	494	41
British Empire	38,712	1,507	5,249	7,599	10,565	10,956	2,836	-	-	-	634
USSR	14,717	1	221	3,032	5,141	4,636	1,686	-	-	-	1
China	1,225	30	141	410	384	223	37	-	-	-	24
Other Foreign	4,911	276	501	949	1,395	1,317	473	-	-	-	95
Very Heavy Bomber ^{a/}											
USAF	3,962	-	-	4	91	1,147	2,657	62	1	-	-
Heavy Bomber-Total ^{a/}	31,850	46	282	2,503	9,574	15,057	4,388	-	-	-	17
USAF	27,864	19	181	2,231	8,695	13,057	3,681	-	-	-	9
US Navy	1,851	1	5	86	382	747	630	-	-	-	-
British Empire	2,135	26	96	186	497	1,253	77	-	-	-	8
Medium Bomber-Total ^{a/}	21,801	52	762	4,041	7,256	6,732	2,881	36	38	3	27
USAF	11,841	24	326	2,429	3,989	3,636	1,432	-	2	3	23
US Navy	5,026	21	214	597	1,657	1,287	1,178	36	36	-	4
Other US	8	-	-	8	-	-	-	-	-	-	-
British Empire	3,247	7	175	793	1,205	1,032	36	-	-	-	-
USSR	1,010	-	5	154	212	486	153	-	-	-	-
China	134	-	-	-	59	75	-	-	-	-	-
Other Foreign	534	-	42	60	134	216	82	-	-	-	-
Light Bomber-Total ^{a/}	40,490	452	2,617	5,854	11,848	12,376	7,028	37	168	108	212
USAF	7,787	16	373	1,153	2,247	2,276	1,720	1	-	1	10
US Navy	21,299	65	404	1,410	5,791	8,202	5,115	36	168	107	22
British Empire	7,903	320	1,674	2,088	2,397	1,231	193	-	-	-	173
USSR	3,021	-	81	1,136	1,204	600	-	-	-	-	-
China	29	-	18	11	-	-	-	-	-	-	-
Other Foreign	451	52	67	56	209	67	-	-	-	-	-
Fighter-Total	102,584	1,157	4,036	10,721	23,621	38,848	22,231	1,100	528	352	484
USAF	48,416	187	1,727	5,213	11,766	18,291	10,591	349	150	142	138
US Navy	28,916	68	340	1,259	5,449	12,090	8,381	751	378	210	10
British Empire	13,417	807	1,673	2,271	2,410	4,535	1,721	-	-	-	304
USSR	9,868	1	105	1,712	3,550	3,300	1,200	-	-	-	1
China	666	-	53	211	301	101	-	-	-	-	-
Other Foreign	1,301	94	138	55	145	531	338	-	-	-	31
Reconnaissance-Total	4,329	63	698	1,437	793	404	737	131	66	-	34
USAF	1,404	10	165	195	320	241	285	122	66	-	10
US Navy	2,488	53	500	1,091	223	163	449	9	-	-	24
British Empire	350	-	-	100	250	-	-	-	-	-	-
USSR	30	-	30	-	-	-	-	-	-	-	-
Other Foreign	57	-	3	51	-	-	3	-	-	-	-
Transport-Total	24,330	164	525	1,887	6,923	9,925	4,717	92	61	27	73
USAF	16,128	5	133	1,264	5,072	6,430	3,043	87	60	35	5
US Navy	2,763	23	155	250	535	1,215	537	5	1	2	5
Other US	266	71	114	15	14	43	10	-	-	-	41
British Empire	3,790	25	65	197	922	1,808	772	-	-	-	7
USSR	703	-	-	-	175	250	278	-	-	-	-
China	119	-	-	31	24	27	37	-	-	-	-
Other Foreign	561	40	58	90	181	152	40	-	-	-	15
Trainer-Total	58,088	1,676	9,294	17,237	20,590	7,936	1,352	-	3	-	767
USAF	34,469	948	5,585	11,004	11,246	4,861	825	-	-	-	500
US Navy	13,862	286	1,899	3,586	5,845	1,787	456	-	3	-	59
Other US	3	-	-	-	2	1	-	-	-	-	-
British Empire	7,640	322	1,547	1,933	2,880	952	6	-	-	-	142
USSR	85	-	-	30	-	-	55	-	-	-	-
China	277	30	70	157	-	20	-	-	-	-	24
Other Foreign	1,752	90	193	527	617	315	10	-	-	-	42
Communications-Total	14,447	-	252	3,114	4,167	3,845	2,290	64	134	583	-
USAF	9,413	-	233	2,945	2,463	1,608	2,020	48	25	71	-
US Navy	523	-	-	28	123	68	239	16	13	18	-
Other US	4,026	-	-	-	1,468	1,968	-	-	96	494	-
British Empire	230	-	19	31	4	145	31	-	-	-	-
Other Foreign	255	-	-	110	109	36	-	-	-	-	-

^{a/} See Table 71 p109 for revision of classification and redesignation of bombardment types of aircraft, as of September 1947.

Table 79.-- FACTORY DELIVERIES OF ALL US MILITARY AIRPLANES, BY TYPE OF AIRPLANE AND BY RECIPIENT: QUARTERLY, 3RD QUARTER, 1940 TO 1946: MONTHLY, 1947 -- Continued

Type of Airplane and Recipient	1940			1941				1942				1943		
	4th Qtr	1st Qtr	2nd Qtr	3rd Qtr	4th Qtr	1st Qtr	2nd Qtr	3rd Qtr	4th Qtr	1st Qtr	2nd Qtr	3rd Qtr		
Total	1997	3264	3925	5156	6121	9694	11,092	12,315	13,697	16,537	20,590	21,972		
USAF	514	1105	1818	2383	3417	5537	6,158	6,901	7,842	9,693	11,073	11,776		
US Navy	393	723	836	1027	931	928	1,884	2,611	2,924	3,860	4,933	5,014		
Other US	30	47	34	24	9	3	-	12	8	319	462	403		
British Empire	873	1204	1084	1640	1321	1969	1,909	1,999	1,722	1,698	2,440	2,773		
USSR	-	-	16	16	189	659	883	603	887	997	1,206	1,503		
China	6	-	1	-	140	209	174	6	21	8	71	93		
Other Foreign	181	185	136	66	114	389	84	183	293	262	405	410		
Very Heavy Bomber	-	-	-	-	-	1	-	-	3	-	-	19		
USAF	-	-	-	-	-	1	-	-	3	-	-	19		
Heavy Bomber - Total	29	23	50	45	164	379	500	698	926	1,368	2,140	2,680		
USAF	10	21	29	7	124	322	396	665	848	1,224	1,895	2,455		
US Navy	1	1	2	1	1	-	1	15	70	83	133	106		
British Empire	18	1	19	37	39	57	103	18	8	61	112	119		
Medium Bombers - Total	25	94	182	204	282	587	981	1,241	1,232	1,661	2,116	1,725		
USAF	1	24	62	80	160	177	483	859	910	1,031	1,302	838		
US Navy	17	43	55	71	45	132	136	155	174	450	477	386		
Other US	-	-	-	-	-	-	-	3	5	-	-	-		
British Empire	7	27	65	32	51	228	316	163	86	122	258	360		
USSR	-	-	-	-	5	25	46	49	34	26	46	77		
China	-	-	-	-	-	-	-	-	-	-	-	28		
Other Foreign	-	-	-	21	21	25	-	12	23	32	33	36		
Light Bombers - Total	241	617	575	825	600	1097	1,283	1,442	2,032	2,166	2,946	2,951		
USAF	6	73	58	88	154	322	102	337	392	579	295	540		
US Navy	43	119	152	56	77	50	310	377	673	948	1,587	1,489		
British Empire	147	387	364	665	258	399	466	460	763	480	587	496		
USSR	-	-	-	16	65	324	396	242	174	159	440	336		
China	-	-	1	-	17	2	-	-	-	-	-	-		
Other Foreign	45	38	-	-	29	-	-	26	30	-	37	90		
Fighters - Total	673	690	722	1128	1496	2417	2,342	2,937	3,025	3,614	5,135	6,440		
USAF	49	170	226	567	764	1007	941	1,777	1,488	1,992	2,681	3,118		
US Navy	58	74	82	142	42	198	311	212	538	568	1,058	1,472		
British Empire	503	393	313	419	548	739	575	636	321	241	578	752		
USSR	-	-	16	-	89	310	441	312	649	772	683	1,037		
China	-	-	-	-	53	146	65	-	-	-	65	61		
Other Foreign	63	53	85	-	-	17	9	-	29	41	70	-		
Reconnaissance - Total	29	79	89	217	313	328	383	454	272	276	100	179		
USAF	-	1	17	84	63	37	65	52	41	120	-	8		
US Navy	29	78	72	130	220	240	268	352	231	17	1	75		
British Empire	-	-	-	-	-	30	20	50	-	139	99	12		
USSR	-	-	-	-	30	-	-	-	-	-	-	-		
Other Foreign	-	-	-	3	-	21	30	-	-	-	-	-		
Transports - Total	91	90	78	145	212	305	375	583	624	1,261	1,769	1,885		
USAF	-	12	13	46	62	79	245	429	511	939	1,351	1,454		
US Navy	18	8	9	41	97	100	62	67	61	78	134	135		
Other US	30	47	34	24	9	3	-	9	3	6	3	4		
British Empire	18	20	6	10	29	83	54	36	24	147	200	205		
USSR	-	-	-	-	-	-	-	-	-	40	37	53		
China	-	-	-	-	-	7	5	4	15	8	6	4		
Other Foreign	25	3	16	24	15	33	9	38	10	43	38	30		
Trainer - Total	909	1662	2193	2517	2922	3915	4,207	4,195	4,920	5,854	5,363	4,772		
USAF	448	795	1377	1445	1968	2988	2,905	2,021	3,090	3,517	3,086	2,360		
US Navy	227	400	464	586	449	208	796	1,433	1,498	1,698	1,491	1,349		
Other US	-	-	-	-	-	-	-	-	-	1	1	-		
British Empire	180	376	317	468	386	425	375	633	500	508	606	826		
USSR	-	-	-	-	-	-	-	-	30	-	-	-		
China	6	-	-	-	70	54	95	2	6	-	-	-		
Other Foreign	48	91	35	18	49	240	36	106	145	130	179	244		
Communications - Total	-	2	36	75	132	665	1,021	765	663	637	1,021	1,318		
USAF	-	9	36	66	122	604	1,021	761	559	291	463	904		
US Navy	-	-	-	-	-	-	-	-	28	18	52	2		
Other US	-	-	-	-	-	-	-	-	-	312	458	399		
British Empire	-	-	-	9	10	8	-	-	3	20	-	3		
Other Foreign	-	-	-	-	-	53	-	1	56	16	48	10		

Table 79.-- FACTORY DELIVERIES OF ALL US MILITARY AIRPLANES, BY TYPE OF AIRPLANE AND BY RECIPIENT: QUARTERLY, 3RD QUARTER, 1940 TO 1946; MONTHLY, 1947 -- Continued

Type of Airplane and Recipient	1943 (Contd)	1944				1945				1946			
	4th Qtr	1st Qtr	2nd Qtr	3rd Qtr	4th Qtr	1st Qtr	2nd Qtr	3rd Qtr	4th Qtr	1st Qtr	2nd Qtr	3rd Qtr	4th Qtr
Total	25,464	27,860	25,371	22,851	20,188	20,067	18,391	8,404	14,119	440	305	329	448
USAF	13,347	14,822	13,782	12,504	10,439	11,587	9,776	4,210	681	173	116	123	257
US Navy	6,198	7,108	6,706	5,910	5,855	6,000	6,423	3824	738	267	189	206	191
Other US	300	470	540	585	417	7	2	1	-	-	-	-	-
British Empire	3,654	3,425	2,630	2,553	2,348	1,440	1,124	272	-	-	-	-	-
USSR	1,435	1,666	1,310	841	819	815	788	83	-	-	-	-	-
China	212	53	39	128	3	13	16	8	-	-	-	-	-
Other Foreign	318	316	364	330	307	205	262	6	-	-	-	-	-
Very Heavy Bomber													
USAF	72	160	233	281	473	784	1,032	825	16	23	39	-	-
Heavy Bomber-Total	3,386	4,145	4,311	3,792	2,808	2,382	1,612	277	117	-	-	-	-
USAF	3,121	3,749	3,959	3,146	2,203	2,137	1,443	94	7	-	-	-	-
US Navy	60	134	105	271	237	168	169	183	110	-	-	-	-
British Empire	205	262	247	376	368	77	-	-	-	-	-	-	-
Medium Bomber-Total	1,754	2,071	1,882	1,374	1,405	1,367	895	356	223	9	9	8	10
USAF	818	1,132	1,049	804	651	837	411	183	1	-	-	-	-
US Navy	344	471	435	107	274	423	348	185	222	9	9	8	10
British Empire	464	255	298	243	236	14	19	3	-	-	-	-	-
USSR	63	100	50	145	191	61	70	22	-	-	-	-	-
China	31	21	23	31	-	-	-	-	-	-	-	-	-
Other Foreign	33	92	27	44	53	32	47	3	-	-	-	-	-
Light Bomber-Total	3,785	3,966	3,231	2,775	2,404	2,682	2,806	1,472	72	7	7	8	15
USAF	833	550	591	734	401	611	865	241	3	1	1	-	-
US Navy	1,767	2,215	2,098	1,955	1,934	2,008	1,887	1151	69	6	7	8	15
British Empire	834	807	286	69	69	63	50	80	-	-	-	-	-
USSR	269	382	218	-	-	-	-	-	-	-	-	-	-
Other Foreign	82	12	38	17	-	-	-	-	-	-	-	-	-
Fighter-Total	8,432	10,377	9,594	9,578	8,899	9,145	8,646	3658	782	347	226	220	307
USAF	3,975	4,707	4,591	4,598	4,395	4,468	4,001	1626	496	169	56	38	146
US Navy	2,351	3,389	3,228	2,853	2,620	2,945	3,264	1886	286	238	170	182	161
British Empire	839	1,021	1,080	1,239	1,195	893	683	145	-	-	-	-	-
USSR	1,058	1,106	994	642	558	694	506	-	-	-	-	-	-
China	175	24	12	65	-	-	-	-	-	-	-	-	-
Other Foreign	34	130	89	181	131	145	192	1	-	-	-	-	-
Reconnaissance-Total	242	44	4	127	229	304	292	141	-	-	-	55	76
USAF	112	-	-	113	128	130	115	40	-	-	-	47	75
US Navy	130	44	4	14	101	174	175	100	-	-	-	8	1
Other Foreign	-	-	-	-	-	-	2	1	-	-	-	-	-
Transport-Total	2,008	2,575	2,857	2,402	2,091	1,931	1,729	930	127	17	18	29	28
USAF	1,328	1,751	1,887	1,528	1,264	1,278	998	668	99	15	15	29	28
US Navy	188	202	399	298	316	167	168	174	28	2	3	-	-
Other US	1	3	15	15	10	7	2	1	-	-	-	-	-
British Empire	370	479	497	442	390	383	372	17	-	-	-	-	-
USSR	45	78	48	54	70	60	157	61	-	-	-	-	-
China	6	8	4	12	3	13	16	8	-	-	-	-	-
Other Foreign	70	54	7	53	38	23	16	1	-	-	-	-	-
Trainer-Total	4,594	3,228	2,010	1,582	1,116	678	502	172	-	-	-	-	-
USAF	2,283	1,994	1,201	1,029	637	622	96	107	-	-	-	-	-
US Navy	1,307	626	425	394	342	45	346	65	-	-	-	-	-
Other US	-	-	1	-	-	-	-	-	-	-	-	-	-
British Empire	940	598	198	104	52	6	-	-	-	-	-	-	-
USSR	-	-	-	-	-	-	55	-	-	-	-	-	-
China	-	-	-	20	-	-	-	-	-	-	-	-	-
Other Foreign	64	10	185	35	85	5	5	-	-	-	-	-	-
Communications-Total	1,191	1,294	849	929	763	794	881	533	82	37	6	9	12
USAF	805	779	271	271	287	720	815	426	59	25	6	9	8
US Navy	51	27	12	18	31	70	66	80	23	12	-	-	4
Other US	299	467	524	570	407	-	-	-	-	-	-	-	-
British Empire	1	3	24	80	38	4	-	27	-	-	-	-	-
Other Foreign	35	18	18	-	-	-	-	-	-	-	-	-	-

80 122 - Table 79 - Factory Deliveries of All US Military Aircraft by Recipient
 1st Qtr 1946 should be 439 (not 440)
 1st Qtr 1946 should be 172 (not 173)

Table 79.-- FACTORY DELIVERIES OF ALL US MILITARY AIRPLANES, BY TYPE OF AIRPLANE AND BY RECIPIENT: QUARTERLY, 3RD QUARTER, 1940 TO 1946; MONTHLY, 1947 -- Continued

Type of Airplane and Recipient	1947											
	Jan	Feb	Mar	Apr	May	Jun	Jul	Aug	Sep	Oct	Nov	Dec
<u>Total</u>	<u>120</u>	<u>90</u>	<u>114</u>	<u>110</u>	<u>93</u>	<u>124</u>	<u>111</u>	<u>237</u>	<u>290</u>	<u>258</u>	<u>254</u>	<u>281</u>
USAF	55	30	18	17	11	27	57	89	37	72	68	75
US Navy	65	60	96	93	82	97	51	55	77	73	85	102
Other US	-	-	-	-	-	-	3	93	176	113	101	104
<u>Very Heavy Bomber a/</u>												
USAF	-	-	-	-	-	-	-	1	-	-	-	-
<u>Medium Bomber - Total a/</u>	<u>8</u>	<u>6</u>	<u>4</u>	<u>2</u>	<u>2</u>	<u>12</u>	-	<u>4</u>	-	<u>2</u>	-	<u>1</u>
USAF	-	1	1	-	-	-	-	-	-	2	-	1
US Navy	8	5	3	2	2	12	-	4	-	-	-	-
<u>Light Bomber - Total a/</u>	<u>15</u>	<u>6</u>	<u>27</u>	<u>33</u>	<u>26</u>	<u>31</u>	<u>12</u>	<u>18</u>	<u>34</u>	<u>33</u>	<u>30</u>	<u>11</u>
USAF	-	-	-	-	-	-	-	-	-	-	1	-
US Navy	15	6	27	33	26	31	12	18	34	33	29	11
<u>Fighter - Total</u>	<u>43</u>	<u>47</u>	<u>66</u>	<u>55</u>	<u>53</u>	<u>75</u>	<u>93</u>	<u>96</u>	<u>78</u>	<u>57</u>	<u>94</u>	<u>123</u>
USAF	1	1	2	2	1	22	55	66	37	23	43	39
US Navy	42	46	64	53	52	53	38	30	41	34	51	84
<u>Reconnaissance - Total</u>	<u>41</u>	<u>15</u>	<u>8</u>	<u>2</u>	-	-	-	-	-	-	-	-
USAF	41	15	8	2	-	-	-	-	-	-	-	-
US Navy	-	-	-	-	-	-	-	-	-	-	-	-
<u>Transport - Total</u>	<u>10</u>	<u>8</u>	<u>4</u>	<u>7</u>	<u>7</u>	<u>4</u>	<u>2</u>	<u>19</u>	<u>2</u>	<u>20</u>	<u>7</u>	<u>8</u>
USAF	10	8	4	6	7	4	2	19	-	20	7	8
US Navy	-	-	-	1	-	-	-	-	2	-	-	-
<u>Trainer</u>												
US Navy	-	-	-	-	-	-	-	3	-	-	-	-
<u>Communications - Total</u>	<u>3</u>	<u>8</u>	<u>5</u>	<u>11</u>	<u>5</u>	<u>2</u>	<u>4</u>	<u>96</u>	<u>176</u>	<u>146</u>	<u>123</u>	<u>138</u>
USAF	3	5	3	7	3	1	-	3	-	27	17	27
US Navy	-	3	2	4	2	1	1	-	-	6	5	7
Other US	-	-	-	-	-	-	3	93	176	113	101	104

a/ See Table 71 p 104 for revision of classification and redesignation of bombardment types of aircraft, as of September 1947.

Table 80.-- FACTORY DELIVERIES OF ALL MILITARY AIRCRAFT ENGINES, BY TYPE: QUARTERLY, 1940 TO 1947
(Excludes experimental engines and engines manufactured for use in tanks.)

Year and Quarter	Total	Air Cooled	Liquid Cooled	Jet Propelled
Total	819,800	689,727	125,936	4,137
<u>Annually</u>				
1940	22,667	21,524	1,143	-
1941	58,181	51,684	6,497	-
1942	138,089	115,933	22,156	-
1943	227,116	193,728	33,388	-
1944	256,911	213,495	43,294	122
1945	109,651	89,600	18,843	1,208
1946	2,624	1,685	10	929
1947	4,561	2,078	605	1,878
<u>Quarterly</u>				
<u>1940</u>				
1st Qtr	2,893	2,877	16	-
2nd Qtr	4,261	4,212	49	-
3rd Qtr	6,945	6,584	361	-
4th Qtr	8,568	7,851	717	-
<u>1941</u>				
1st Qtr	10,729	9,984	745	-
2nd Qtr	12,791	11,747	1,044	-
3rd Qtr	16,215	14,260	1,955	-
4th Qtr	18,446	15,693	2,753	-
<u>1942</u>				
1st Qtr	24,144	20,234	3,910	-
2nd Qtr	32,797	27,382	5,415	-
3rd Qtr	38,211	31,889	6,322	-
4th Qtr	42,937	36,428	6,509	-
<u>1943</u>				
1st Qtr	48,377	41,810	6,567	-
2nd Qtr	52,748	44,737	8,011	-
3rd Qtr	59,034	49,504	9,530	-
4th Qtr	66,957	57,677	9,280	-
<u>1944</u>				
1st Qtr	67,836	56,642	11,173	21
2nd Qtr	68,602	57,036	11,530	36
3rd Qtr	67,661	55,664	11,964	33
4th Qtr	52,812	44,153	8,627	32
<u>1945</u>				
1st Qtr	49,676	40,187	9,372	117
2nd Qtr	39,694	32,794	6,692	208
3rd Qtr	19,139	15,757	2,739	643
4th Qtr	1,142	862	40	240
<u>1946</u>				
1st Qtr	384	361	-	3
2nd Qtr	495	275	7	213
3rd Qtr	774	408	-	366
4th Qtr	971	621	3	347
<u>1947</u>				
1st Qtr	1,084	520	92	472
2nd Qtr	1,120	425	212	483
3rd Qtr	1,135	451	210	474
4th Qtr	1,222	682	91	449

Source: Logistics Plans Group DC/S, Materiel.

Table 81.-- FACTORY DELIVERIES OF ALL MILITARY AIRCRAFT ENGINES, BY PLANT, BY MODEL AND BY UNIT HORSEPOWER: 1940 TO 1947

Note.-- Unit horsepower is take-off horsepower except for those models marked with an asterisk, in which case it is sea level horsepower. Horsepower is shown in parentheses after each model. Excludes jet propelled engines which are shown in Table 82. Also excluded are experimental engines and engines manufactured for use in tanks.

Plant, Model and Horsepower	Total	1940	1941	1942	1943	1944	1945	1946	1947
Total	815,663	22,667	58,181	138,089	227,116	256,789	108,443	1,695	2,683
Aircooled: Syracuse, N.Y. - Total	6,792	-	2,204	446	691	2,443	600	147	261
O-175 (90)	534	-	-	-	10	524	-	-	-
O-180 (90)	1,756	-	1,627	98	31	-	-	-	-
O-200 (90)	1,392	-	563	318	458	53	-	-	-
O-300 (175)	2,220	-	14	16	81	1,475	500	134	-
O-405 (200)	476	-	-	1	16	359	100	-	-
O-540 (300)	7	-	-	-	-	7	-	-	-
O-805 (175)	13	-	-	13	-	-	-	-	-
O-805 (500)	120	-	-	-	95	25	-	-	-
O-445 (250)	3	-	-	-	-	-	-	3	-
O-335 (178)	10	-	-	-	-	-	-	10	-
O-335 (175)	33	-	-	-	-	-	-	-	33
O-425 (250)	228	-	-	-	-	-	-	-	228
Allison: Indianapolis, Ind - Total	70,002	1,143	6,448	14,905	21,093	20,303	5,497	10	603
V-1710 (1090)	7,588	1,141	6,447	-	-	-	-	-	-
V-1710 (1425)	56,159	-	-	14,905	21,063	20,191	-	-	-
V-1710 (1600)	603	-	-	-	-	-	-	-	603
V-1710 (1725)	5,497	-	-	-	-	-	5,487	10	-
V-3420 (2600)	155	2	1	-	30	112	10	-	-
Buick: Flint, Mich									
R-2000 (1450)	2,548	-	-	-	-	-	2,548	-	-
Buick: Melrose Park, Ill									
R-1830 (1200)	71,874	-	-	8,401	24,626	30,550	8,297	-	-
Chevrolet: Tonawanda, N.Y. - Total	60,766	-	-	4,058	23,415	27,528	5,765	-	-
R-1830 (1200)	56,484	-	-	4,058	23,415	27,201	1,810	-	-
R-2600 (2100)	4,282	-	-	-	-	327	3,955	-	-
Continental Aviation & Engineering:									
Muskegon, Mich - Total	5,926	-	1	23	1,079	4,043	780	-	-
R-1340 (600)	5,105	-	-	-	1,079	4,021	5	-	-
I-1430 (1150*)	23	-	1	22	-	-	-	-	-
R-1740 (875*)	1	-	-	1	-	-	-	-	-
V-1650 (1400)	797	-	-	-	-	22	775	-	-
Detroit, Mich									
R-975 (450)	19	-	7	-	5	7	-	-	-
Muskegon, Mich - Total	30,314	4,452	6,569	8,303	7,542	2,560	888	-	-
O-170 (65)	18,117	2,849	3,463	4,120	4,274	2,523	888	-	-
R-670 (220)	11,655	1,103	3,086	4,183	3,268	15	-	-	-
R-670 (220)	520	500	20	-	-	-	-	-	-
Misc (100)	22	-	-	-	-	22	-	-	-
Dodge: Chicago, Ill									
R-3350 (2200)	18,413	-	-	-	-	6,053	12,360	-	-
Ford: Dearborn, Mich - Total	57,637	-	264	6,403	13,337	24,197	13,436	-	-
R-2800 (1850)	264	-	264	-	-	-	-	-	-
R-2800 (2000)	57,373	-	-	6,403	13,337	24,197	13,436	-	-

Table 81.-- FACTORY DELIVERIES OF ALL MILITARY AIRCRAFT ENGINES, BY PLANT, BY MODEL AND BY UNIT HORSEPOWER: 1940 TO 1947 -- Continued

Plant, Model and Horsepower	Total	1940	1941	1942	1943	1944	1945	1946	1947
Jacobs: Pottstown, Pa - Total	32,160	340	3,370	7,416	12,897	7,382	755	-	-
R-755 (225)	1,921	183	1,738	-	-	-	-	-	-
R-755 (245)	12,863	-	-	4,592	7,090	1,181	-	-	-
R-915 (300)	1,789	157	1,632	-	-	-	-	-	-
R-915 (330)	3,973	-	-	2,819	1,154	-	-	-	-
R-985 (450)	11,214	-	-	5	4,653	6,084	472	-	-
R-1340 (600)	400	-	-	-	-	117	283	-	-
Kinner: Glendale, Calif - Total	3,317	509	896	1,479	433	-	-	-	-
R-440 (125)	961	509	437	15	-	-	-	-	-
R-540 (160)	2,356	-	459	1,464	433	-	-	-	-
Lycoming: Williamsport, Pa - Total	25,576	2,979	4,439	5,336	7,488	3,452	1,878	1	3
H-2470 (2300)	4	-	-	2	2	-	-	-	-
O-145 (75*)	4,526	2,504	1,664	167	186	5	-	-	-
O-235 (90)	173	-	-	-	121	52	-	-	-
O-235 (160)	42	-	-	42	-	-	-	-	-
O-290 (125)	3	-	-	-	-	-	-	-	3
O-290 (130)	1,847	-	-	-	987	446	414	-	-
O-290 (160)	65	-	-	65	-	-	-	-	-
O-435 (160)	145	-	-	145	-	-	-	-	-
O-435 (200)	6,104	-	-	-	2,080	2,559	1,464	1	-
R-680 (280)	3,250	475	2,775	-	-	-	-	-	-
R-680 (295)	9,417	-	-	4,915	4,112	390	-	-	-
Menasco: Burbank, Calif									
L-365 (125*)	597	162	422	13	-	-	-	-	-
Nash-Kelvinator: Kenosha, Wis									
R-2800 (2000)	17,108	-	-	6	2,692	9,275	5,135	-	-
Naval Aircraft:									
Philadelphia, Pa. - Total	1,402	172	557	320	353	-	-	-	-
R-760 (235)	968	172	557	239	-	-	-	-	-
R-975 (440)	434	-	-	81	353	-	-	-	-
Packard: Detroit, Mich - Total	55,137	-	49	7,251	12,295	22,969	12,571	-	2
V-1650 (1350)	55,135	-	49	7,251	12,295	22,969	12,571	-	-
R-1650 (1700)	2	-	-	-	-	-	-	-	2
Pratt & Whitney: East Hartford, Conn and Kansas City, Mo - Total	135,764	7,149	18,122	33,954	35,268	23,775	14,887	1,186	1,423
R-985 (450)	25,862	1,052	4,549	10,223	9,714	324	-	-	-
R-1340 (600)	20,554	1,044	5,538	7,597	4,967	1,408	-	-	-
R-1535 (750*)	1,291	1,269	22	-	-	-	-	-	-
R-1690 (800)	14	-	-	14	-	-	-	-	-
R-1690 (875)	291	86	205	-	-	-	-	-	-
R-1830 (1200)	31,865	3,683	6,332	10,285	11,541	-	-	24	-
R-1830 (1350)	9,973	-	-	-	-	7,291	2,682	-	-
R-2000 (1300)	10	-	10	-	-	-	-	-	-
R-2000 (1350)	2,527	-	-	406	1,449	-	-	532	140
R-2000 (1450)	6,281	-	-	-	-	3,162	3,119	-	-
R-2800 (1850)	1,481	15	1,466	-	-	-	-	-	-
R-2800 (2000)	13,763	-	-	5,429	7,589	-	-	250	495
R-2800 (2100)	20,541	-	-	-	-	11,565	8,976	-	-
R-4360 (3000)	523	-	-	-	8	25	110	380	-
R-4360 (3500)	788	-	-	-	-	-	-	-	788
Ranger: Farmingdale, N.Y. - Total	14,365	377	1,243	3,580	6,722	2,346	97	-	-
L-440 (175)	1,575	377	1,198	-	-	-	-	-	-
L-440 (200)	10,042	-	-	2,955	5,965	1,122	-	-	-
V-770 (500)	45	-	45	-	-	-	-	-	-
V-770 (520)	2,703	-	-	625	757	1,224	97	-	-
Studebaker: South Bend, Ind									
R-1820 (1200)	63,789	-	-	6,091	22,926	27,920	6,852	-	-

Table 81.-- FACTORY DELIVERIES OF ALL MILITARY AIRCRAFT ENGINES, BY PLANT, BY MODEL AND BY UNIT HORSEPOWER: 1940 TO 1947 -- Continued

Plant, Model and Horsepower	Total	1940	1941	1942	1943	1944	1945	1946	1947
Warner: Detroit, Mich - Total. . . .	2,081	214	526	372	608	361	-	-	-
R-420 (110*)	82	-	69	13	-	-	-	-	-
R-500 (125)	512	55	457	-	-	-	-	-	-
R-500 (175)	1,142	-	-	357	572	213	-	-	-
R-550 (190)	184	-	-	2	36	146	-	-	-
No Designation (125*)	49	49	-	-	-	-	-	-	-
No Designation (145*)	110	110	-	-	-	-	-	-	-
Miscellaneous	2	-	-	-	-	2	-	-	-
Waukesha: Waukesha, Wis									
O-805 (500)	45	-	-	-	25	20	-	-	-
Wright: Cincinnati, O - Total. . . .	62,413	-	246	11,556	16,559	25,681	8,371	-	-
R-2600 (1700)	28,361	-	246	11,556	16,559	-	-	-	-
R-2600 (1900)	32,185	-	-	-	-	25,680	6,505	-	-
R-3350 (2200)	1,867	-	-	-	-	1	1,866	-	-
Wright: Patterson, N.J. - Total. . . .	77,618	5,170	12,818	18,176	17,062	15,924	7,726	351	391
R-760 (225)	35	-	-	-	21	14	-	-	-
R-760 (235)	197	90	103	4	-	-	-	-	-
R-975 (440)	2,819	-	-	1,720	1,069	30	-	-	-
R-975 (450)	1,657	814	843	-	-	-	-	-	-
R-1820 (1200)	26,582	2,325	4,687	9,846	9,696	-	-	28	-
R-1820 (1350)	9,308	-	-	-	-	7,279	2,029	-	-
R-2160 (1500)	1	-	-	-	-	-	1	-	-
R-2600 (1600)	22,412	-	7,179	6,540	5,359	3,334	-	-	-
R-2600 (1700)	1,933	1,933	-	-	-	-	-	-	-
R-3350 (2200)	5,281	8	6	-	-	5,267	-	-	-
R-3550 (2300)	7,393	-	-	66	917	-	5,696	323	391

Source: Logistics Plans Group, DC/S, Materiel

Table 82.-- FACTORY DELIVERIES OF ALL MILITARY JET PROPELLED AIRCRAFT ENGINES, BY PLANT, BY MODEL AND BY UNIT POWER: 1944 TO 1947

Note.-- Unit power is defined as pounds thrust and is shown after each model in parentheses. Excludes experimental engines.

Plant, Model and Unit Power	Total	1944	1945	1946	1947
Total.	4,137	122	1,208	929	1,878
Allison: Indianapolis, Ind - Total	3,049	-	610	829	1,610
I-16 (1600)	22	-	22	-	-
I-40 (4000)	7	-	7	-	-
J-33 (4000)	1,410	-	581	829	-
J-33 (3750)	875	-	-	-	875
J-35 (4000)	735	-	-	-	735
Chevrolet: Townawanda, N.Y.					
I-35 (4000)	76	-	3	73	-
General Electric: East Lynn, Mass and Syracuse, N.Y. - Total	819	122	595	27	75
I-16 (1600)	291	104	187	-	-
I-40 (4000)	78	18	60	-	-
J-31 (1600)	75	-	75	-	-
J-33 (4000)	273	-	273	-	-
J-35 (4000)	96	-	-	27	69
J-47 (5000)	6	-	-	-	6
Pratt & Whitney: East Hartford, Conn					
J-30 (1600)	75	-	-	-	75
Westinghouse: Philadelphia, Pa					
J-34 (3000)	118	-	-	-	118

Source: Logistics Plans Group, DC/S, Materiel

Table 83.-- AVERAGE UNIT COST OF USAF PROCURED ENGINES, BY TYPE OF ENGINE: PRIOR TO FISCAL YEARS 1941 AND FISCAL YEARS 1941 TO 1948.

Note.-- average unit cost is the weighted average of all contracts for which funds were obligated during a designated fiscal year. Average unit costs of some engines differ from previously published costs due to renegotiation of contracts, cancellations and terminations.

Type of Engine	Prior to 1941		1941		1942		1943		1944		1945		1946		1947		1948	
	No. of Engines	Avg. Unit Cost	No. of Engines	Avg. Unit Cost	No. of Engines	Avg. Unit Cost	No. of Engines	Avg. Unit Cost	No. of Engines	Avg. Unit Cost	No. of Engines	Avg. Unit Cost	No. of Engines	Avg. Unit Cost	No. of Engines	Avg. Unit Cost	No. of Engines	Avg. Unit Cost
R-4360	-	-	-	-	52	\$52,200	-	-	600	\$53,300	42	\$34,631	240	\$48,400	-	-	-	-
R-3350	-	-	-	-	7,060	24,467	60	24,201	8,452	24,441	720	24,496	-	-	-	-	-	-
R-2800	402	18,370	8,231	24,922	8,007	22,745	9,221	20,777	11,963	18,226	818	20,878	-	-	-	-	-	-
R-2600	740	14,747	10,174	14,639	1,590	14,540	14,778	13,451	6,850	15,727	126	15,706	-	-	-	-	-	-
R-2000	-	-	304	14,259	-	-	2,920	14,524	3,470	16,643	304	14,524	-	-	-	-	-	-
R-1830	273	14,982	11,987	12,310	23,490	9,629	24,638	8,389	28,140	8,558	562	8,751	-	-	-	-	-	-
R-1820	168	8,814	5,016	10,071	22,570	9,844	6,591	9,004	19,912	8,920	-	-	-	-	-	-	-	-
R-1690	-	-	20	8,500	-	-	-	-	-	-	-	-	-	-	-	-	-	-
R-1340	203	6,000	5,647	6,322	1,260	6,082	3,123	5,927	850	6,143	29	5,862	10	4,928	-	-	-	-
R-985	300	4,941	5,311	6,196	3,737	6,437	4,580	7,249	1,907	4,642	-	-	-	-	11	6,550	-	-
R-975	-	-	430	5,420	1,263	6,306	-	-	-	-	-	-	-	-	-	-	-	-
R-755	150	2,400	1,100	3,379	2,210	3,424	5,928	2,952	-	-	-	-	-	-	-	-	-	-
R-680	322	3,020	4,397	3,859	2,218	3,594	850	3,472	-	-	-	-	-	-	-	-	-	-
R-670	-	-	2,869	2,440	800	2,350	748	3,188	-	-	-	-	-	-	-	-	-	-
R-550	-	-	-	-	-	-	91	3,402	-	-	-	-	-	-	-	-	-	-
R-500	-	-	161	3,692	-	-	-	-	-	-	-	-	-	-	-	-	-	-
R-440	-	-	400	3,207	600	3,279	2,426	3,273	460	3,561	-	-	-	-	-	-	-	-
V-3420	-	-	-	-	-	-	-	-	6	29,748	-	-	-	-	-	-	-	-
V-1710	745	17,698	5,424	16,042	10,700	12,208	13,769	12,756	13,767	10,565	30	13,176	500	21,700	-	-	-	-
V-1650	-	-	1,311	21,016	1,400	16,868	-	-	10,295	17,555	401	17,558	-	-	-	-	-	-
V-770	-	-	-	-	350	12,146	-	-	-	-	-	-	-	-	-	-	-	-
O-405	-	-	-	-	275	1,980	1,608	1,956	1,286	1,956	115	2,129	-	-	-	-	-	-
O-425	-	-	-	-	-	-	-	-	-	-	-	-	146	7,312	-	-	-	-
O-405	-	-	-	-	-	-	183	4,675	-	-	-	-	-	-	-	-	-	-
O-335	-	-	-	-	-	-	-	-	-	-	-	-	18	1,958	-	-	-	-
O-290	-	-	-	-	-	-	-	-	-	-	5	1,390	-	-	-	-	-	-
J-47	-	-	-	-	-	-	-	-	-	-	-	-	-	-	325	47,910	190	47,910
J-35	-	-	-	-	-	-	-	-	-	-	-	-	-	-	283	49,321	154	50,000
J-33	-	-	-	-	-	-	-	-	498	33,531	417	21,600	-	-	-	-	-	-
J-31	-	-	-	-	-	-	-	-	100	35,213	-	-	-	-	-	-	-	-

Source: Analysis Office, Comptroller's Department, Hq. Air Materiel Command.

Table 84.-- FACTORY DELIVERIES OF ALL MILITARY PROPELLERS: QUARTERLY, 1940 TO 1947

	Total	Fixed Pitch	Controllable					Total	Fixed Pitch	Controllable				
			Total	Dural	Steel	Wood				Total	Dural	Steel	Wood	
Total	721,171	3,753	717,418	620,270	97,030	118								
Annually							1943							
1st Qtr							1st Qtr	39,325	a/	39,325	32,301	7,024	-	-
2nd Qtr							2nd Qtr	48,539	a/	48,539	40,661	7,878	-	-
3rd Qtr							3rd Qtr	59,989	a/	59,989	52,736	7,253	-	-
4th Qtr							4th Qtr	66,084	a/	66,084	60,733	5,351	-	-
1944							1944							
1st Qtr							1st Qtr	67,098	a/	67,098	62,224	4,874	-	-
2nd Qtr							2nd Qtr	65,186	a/	65,186	58,236	6,950	-	-
3rd Qtr							3rd Qtr	59,846	a/	59,846	51,612	8,234	-	-
4th Qtr							4th Qtr	51,611	a/	51,611	42,700	8,911	-	-
1945							1945							
1st Qtr							1st Qtr	47,150	a/	47,150	39,263	7,887	-	-
2nd Qtr							2nd Qtr	37,810	a/	37,810	29,342	8,468	-	-
3rd Qtr							3rd Qtr	11,387	a/	11,387	8,846	2,541	-	-
4th Qtr							4th Qtr	143	a/	143	131	12	-	-
1946							1946							
1st Qtr							1st Qtr	706	439	267	198	69	-	-
2nd Qtr							2nd Qtr	680	560	120	55	65	-	-
3rd Qtr							3rd Qtr	579	335	244	59	185	-	-
4th Qtr							4th Qtr	575	360	215	34	181	-	-
1947							1947							
1st Qtr							1st Qtr	1,456	519	937	179	753	5	-
2nd Qtr							2nd Qtr	1,111	494	617	154	408	55	-
3rd Qtr							3rd Qtr	1,426	822	604	27	538	39	-
4th Qtr							4th Qtr	921	224	697	123	555	19	-

a/ Data on fixed pitch propellers prior to 1946 are not available.
Source: Logistics Plans Group, DC/S Materiel

Table 85.-- ARMY COGNIZANCE PROPELLER DELIVERIES AND UNIT COSTS, BY MANUFACTURER AND MODEL OF AIRPLANE: MONTHLY, 1947

Note:-- Unit cost represents the average contract price, including supplemental revisions to 12 March 1948. Different contract prices for similar models were weighted on the basis of the number of propellers in each price group.

Manufacturer	Model	Number	Unit Cost	Jan	Feb	Mar	Apr	May	Jun	Jul	Aug	Sep	Oct	Nov	Dec
Total		4,300		99	170	987	97	223	556	346	450	576	439	165	192
Controllable															
Total		2,241		59	141	537	43	223	116	96	120	334	215	165	192
Aeroproducts a/	A-642-G-2 b/	169	\$ 3,563.45	45	45	17	-	10	52	-	-	-	-	-	-
	A-322F-A-1	452	1,810.00	-	-	4	-	154	30	16	18	170	-	60	-
	A-542F-D-1(RH)	203	3,150.40	4	17	13	8	-	2	30	18	-	60	6	45
	A-6442F-D-1(LH)	198	3,150.40	3	15	12	8	-	4	24	21	-	60	6	45
	A-642-G-5 b/	20	3,401.22	-	-	-	-	-	-	-	-	-	-	-	20
	A-642-G-4 b/	147	3,393.75	-	-	-	-	-	-	1	30	30	43	39	4
Beech	R-202-002	118	785.34	5	-	-	23	32	-	-	-	39	-	-	19
Curtiss	C-6445-B-102	31	9,908.21	2	12	13	-	-	3	-	1	-	-	-	-
	C-6428-B b/	509	4,047.21	-	46	463	-	-	-	-	-	-	-	-	-
	C-636-SP	73	30,931.51	-	-	-	-	2	2	6	3	10	12	16	22
	C-644S-B-108	11	11,308.11	-	-	11	-	-	-	-	-	-	-	-	-
	C-644S-B-124	13	13,687.18	-	-	-	-	-	-	-	-	-	-	13	-
	C-644S-B-116	189	12,555.13	-	-	-	-	-	-	4	21	67	35	25	37
	C-644S-B-16	108	9,593.69	-	6	4	4	25	23	15	8	18	5	-	-
Fixed Pitch															
Total		2,059		40	29	450	54	-	440	250	330	242	224	-	-
Hartzell	44-K-15005	69	32.25	40	29	-	-	-	-	-	-	-	-	-	-
	43-K-16107	504	32.90	-	-	450	54	-	-	-	-	-	-	-	-
Sensenich	43-K-16107	707	25.20	-	-	-	-	-	340	100	225	42	-	-	-
	44-K-15005	779	39.85	-	-	-	-	-	100	150	105	200	224	-	-

a/ During 1947 Aeroproducts reworked 264 propellers, model A642-G1, delivered in prior years, at an average unit cost of \$40.80, which are not included in this table.

b/ Army for Navy

Source: Analysis Office, Comptroller's Department, HQ AMC

Table #6.-- AIRPLANES ON HAND IN THE USAF, BY MAJOR TYPE: JUL 1939 TO DEC 1947

End of Month	Total	Very Heavy Bomber a/	Heavy Bomber a/	Medium Bomber a/	Light Bomber a/	Fighter	Reconnaissance	Transport	Trainer	Communications
1939										
Jul.	2,402	-	16	400	276	494	356	118	735	7
Sep.	2,473	-	22	428	278	489	359	136	754	7
Dec.	2,546 P	-	39	464	274	492	378	131	761	7
1940										
Mar.	2,709	-	54	468	267	453	415	125	920	7
Jun.	2,966	-	54	478	166	477	414	127	1,243	7
Sep.	3,451	-	72	484	157	568	404	128	1,630	8
Dec.	3,961	-	92	481	158	625	404	124	2,069	8
1941										
Mar.	4,975	-	108	494	240	775	397	133	2,814	14
Jun.	6,777	-	120	611	292	1,018	415	144	4,124	53
Sep.	9,063	-	126	722	350	1,513	482	187	5,544	139
Dec.	12,297	-	288	745	799	2,170	475	254	7,340	226
1942										
Mar.	16,364	-	504	799	745	2,646	436	423	10,014	797
Jun.	21,173	-	846	1,047	696	2,950	468	824	12,610	1,732
Sep.	27,105	-	1,433	1,872	961	4,321	480	1,388	14,278	2,372
Dec.	33,304	3	2,076	2,556	1,201	5,303	468	1,857	17,044	2,796
1943										
Mar.	41,184	2	3,029	3,909	1,601	6,415	545	2,984	20,325	2,974
Jun.	49,018	2	4,421	4,242	1,689	8,010	486	4,268	22,849	3,051
Sep.	55,720	21	5,974	4,473	1,867	9,442	547	5,405	24,339	3,652
Dec.	64,232	91	8,027	4,370	2,371	11,875	714	6,466	26,051	4,267
1944										
Mar.	73,173	248	10,000	4,961	2,730	14,963	843	7,864	27,412	4,152
Jun.	78,757	445	11,720	5,427	2,914	15,644	1,056	9,433	27,907	4,211
Sep.	77,959	652	12,526	6,211	3,338	16,183	1,675	10,387	23,254	3,733
Dec.	72,726	977	12,813	6,189	2,980	17,198	1,804	10,456	17,060	3,249
1945										
Mar.	70,583	1,613	12,883	6,094	2,753	17,708	1,950	9,955	14,124	3,503
Jun.	68,398	2,374	12,221	5,576	3,063	17,703	1,990	9,473	12,581	3,417
Sep.	59,641	2,994	9,383	4,774	2,986	15,763	1,873	9,395	8,920	3,553
Dec.	44,782	2,996	3,005	3,567	2,387	12,596	1,526	7,500	7,617	3,588
1946										
Jan.	42,346	2,998	2,251	3,353	2,343	12,074	1,346	7,144	7,436	3,401
Feb.	40,668	3,003	1,997	3,256	2,326	11,800	1,309	6,567	7,166	3,244
Mar.	39,539	3,014	1,843	3,110	2,306	11,511	1,287	6,222	7,076	3,170
Apr.	36,075	3,012	1,450	2,528	2,282	10,316	1,153	5,655	6,857	2,822
May.	35,080	3,052	1,220	2,188	2,253	10,029	1,074	5,473	6,721	3,070
Jun.	34,395	3,050	1,103	2,045	2,214	9,778	1,033	5,314	6,662	2,996
Jul.	33,448	3,056	1,055	1,996	2,199	9,703	900	5,224	6,626	2,689
Aug.	32,277	3,040	961	1,983	2,146	9,431	817	4,870	6,517	2,512
Sep.	31,414	3,036	946	1,913	2,139	9,112	700	4,733	6,482	2,353
Oct.	31,001	3,028	928	1,901	2,133	9,037	658	4,663	6,406	2,247
Nov.	30,531	3,012	852	1,861	2,086	8,998	630	4,607	6,348	2,157
Dec.	30,035	3,006	844	1,877	1,954	8,765	740	4,538	6,297	2,014
1947										
Jan.	29,002	3,008	755	1,685	1,937	8,311	751	4,397	6,260	1,898
Feb.	28,307	3,003	742	1,609	1,895	7,965	775	4,310	6,215	1,793
Mar.	27,417	2,996	728	1,523	1,870	7,533	757	4,159	6,178	1,673
Apr.	26,616	2,994	718	1,499	1,804	7,067	740	4,103	6,112	1,579
May.	25,498	2,986	670	1,487	1,737	6,592	653	3,861	6,069	1,443
Jun.	25,088	2,983	657	1,474	1,678	6,427	636	3,796	6,047	1,390
Jul.	24,734	2,980	654	1,461	1,637	6,332	634	3,717	5,933	1,386
Aug.	24,409	2,980	650	1,432	1,603	6,231	609	3,635	5,887	1,382
Sep. a/	24,073	-	-	2,978	3,580	6,125	633	3,589	5,834	1,334
Oct.	23,871	-	-	2,980	3,539	6,049	625	3,563	5,796	1,319
Nov.	23,793	-	-	2,977	3,481	6,043	653	3,550	5,738	1,351
Dec.	23,814	-	-	2,972	3,432	6,053	661	3,536	5,714	1,446

a/ See Table 71 p 109 for revision of classification and redesignation of bombardment types of aircraft, as of September 1947.

Table 87.-- AIRPLANES ON HAND IN THE USAF, BY TYPE AND PRINCIPAL MODEL: NOV 1941 TO DEC 1947

Note.--The data below do not reflect changes for a particular month resulting from information becoming available subsequent to the reporting cut-off date for that month. Figures are as of end of month.

Type and Model	1941		1942				1943			
	Nov	Dec	Mar	Jun	Sep	Dec	Mar	Jun	Sep	Dec
Total	10,329	12,297	16,364	21,173	27,105	33,304	41,184	49,018	55,720	64,232
Combat Airplanes - Total . . .	3,305	4,477	5,130	6,007	9,067	11,607	14,901	18,850	22,324	27,448
1st Line	2,846	4,035	4,781	5,642	8,484	10,882	12,758	16,961	19,805	23,817
2nd Line & Misc	459	442	349	365	583	725	2,143	1,889	2,519	3,631
Very Heavy Bomber - Total . . .	-	-	-	-	-	3	2	2	21	91
1st Line	-	-	-	-	-	-	-	-	5	76
B-29	-	-	-	-	-	-	-	-	5	76
2nd Line & Misc	-	-	-	-	-	3	2	2	16	15
Heavy Bomber - Total	157	288	504	846	1,433	2,076	3,029	4,421	5,974	8,027
1st Line - Total	156	287	502	844	1,431	2,073	2,939	4,327	5,852	7,018
B-17	145	198	355	535	830	1,239	1,765	2,460	3,031	3,528
B-24	11	89	147	309	601	834	1,174	1,867	2,821	3,490
2nd Line & Misc	1	1	2	2	2	3	90	94	122	1,009
Medium Bomber - Total	685	745	799	1,047	1,872	2,556	3,309	4,242	4,473	4,370
1st Line - Total	256	332	459	687	1,296	1,840	2,486	3,450	3,761	3,768
B-25	113	151	231	356	737	1,128	1,577	2,014	2,155	2,187
B-26	143	181	228	331	559	712	909	1,436	1,606	1,651
2nd Line & Misc	429	413	340	360	576	716	823	792	712	602
Light Bomber - Total	350	799	745	696	961	1,201	1,601	1,689	1,867	2,371
1st Line - Total	342	792	743	695	961	1,201	1,126	1,275	908	1,099
A-20	131	417	397	359	473	569	434	478	545	867
A-26	-	-	-	-	-	-	-	-	1	6
A-36	-	-	-	-	-	111	442	419	305	226
Other	211	375	346	336	488	521	250	378	57	-
2nd Line & Misc	8	7	2	1	-	-	475	414	959	1,272
Fighter - Total	1,618	2,170	2,646	2,950	4,321	5,303	6,415	8,010	9,442	11,875
1st Line - Total	1,603	2,155	2,644	2,948	4,319	5,301	5,663	7,425	8,941	11,328
P-38	69	96	309	550	881	1,123	1,086	1,267	1,270	1,805
P-39	325	609	807	922	1,033	1,116	1,343	1,898	1,981	2,019
P-40	755	938	1,192	1,162	1,776	2,133	2,226	2,371	2,388	2,245
P-47	-	1	3	30	177	442	678	1,272	2,381	3,765
P-51	-	-	2	2	60	57	87	298	560	1,165
P-61	-	-	-	-	-	-	-	-	-	8
P-63	-	-	-	-	-	-	-	-	-	6
Other	454	511	331	282	392	430	243	319	361	315
2nd Line & Misc	15	15	2	2	2	2	752	585	501	547
Reconnaissance - Total	495	475	436	468	480	468	545	486	547	714
1st Line - Total	489	469	433	468	477	467	544	484	338	528
F-4, F-5	-	-	5	82	126	146	252	203	263	393
Other	489	469	428	386	351	321	292	281	75	135
2nd Line & Misc	6	6	3	-	3	1	1	2	209	186
Transport-Total	216	254	423	824	1,388	1,857	2,984	4,268	5,405	6,466
C-46	-	-	-	1	14	28	95	161	228	244
C-47, C-53	25	33	107	335	653	835	1,059	1,515	1,821	2,230
C-54	-	-	1	3	19	23	36	46	59	79
C-87	-	-	-	-	10	36	60	91	100	115
Other Hq & Med Trans	108	110	137	205	295	378	430	468	473	466
Light Transport	83	111	178	280	397	557	1,304	1,987	2,724	3,332
Trainer - Total	6,594	7,340	10,014	12,610	14,278	17,044	20,325	22,849	24,339	26,051
Advanced	1,409	1,574	2,518	3,589	4,450	5,890	7,443	8,374	8,757	9,770
Basic	2,008	2,248	3,087	3,898	4,407	5,261	6,130	6,747	7,222	7,485
Primary	3,177	3,518	4,409	5,123	5,421	5,893	6,752	7,728	8,360	8,796
Communications - Total	214	226	797	1,732	2,372	2,796	2,974	3,051	3,652	4,267
Liaison	213	225	796	1,730	2,370	2,795	2,973	3,050	3,647	4,255
Rotary Wing	1	1	1	2	2	1	1	1	5	12

Table 87.-- AIRPLANES ON HAND IN THE USAF, BY TYPE AND

Line No.	Type and Model	1944				1945				1946
		Mar	Jun	Sep	Dec	Mar	Jun	Sep	Dec	Jan
1	Total	73,173	78,757	77,959	72,726	70,583	68,398 ⁴⁸⁸	59,643 ⁴⁸⁵	44,782 ⁴⁸⁵	42,346
2	<u>Combat Airplanes - Total</u>	33,745	37,206	40,585	41,961	43,001	42,927	37,773	26,077	24,365
3	1st Line	29,945	32,274	33,441	33,179	33,352	33,442	29,706	21,532	20,144
4	2nd Line & Misc	3,800	4,932	7,144	8,782	9,649	9,485	8,067	4,545	4,221
5	<u>Very Heavy Bomber - Total</u>	248	445	652	977	1,613	2,374	2,994	2,996	2,998
6	1st Line	235	435	647	942	1,295	1,764	2,242	2,157	2,154
7	B-29	235	435	647	942	1,295	1,764	2,242	2,157	2,154
8	2nd Line & Misc	13	10	5	35	318	610	752	839	844
9	<u>Heavy Bomber - Total</u>	10,000	11,720	12,526	12,813	12,883	12,221	9,383	3,005	2,251
10	1st Line - Total	9,024	10,305	10,595	10,103	9,249	8,724	7,100	2,520	1,870
11	B-17	4,070	4,428	4,552	4,419	3,972	3,692	3,582	1,400	1,284
12	B-24	4,954	5,877	6,043	5,678	5,267	4,986	3,458	1,103	578
13	B-32	-	-	-	6	10	46	60	17	8
14	2nd Line & Misc	976	1,415	1,931	2,710	3,634	3,497	2,283	485	381
15	<u>Medium Bomber - Total</u>	4,961	5,427	6,211	6,189	6,094	5,576	4,774	3,567	3,353
16	1st Line - Total	4,310	4,348	3,790	3,181	3,113	2,799	2,486	2,063	1,894
17	B-25	2,379	2,562	2,289	1,942	2,160	2,039	1,767	1,420	1,333
18	B-26	1,931	1,786	1,501	1,239	953	760	719	643	561
19	2nd Line & Misc	651	1,079	2,421	3,008	2,981	2,777	2,288	1,504	1,459
20	<u>Light Bomber - Total</u>	2,730	2,914	3,338	2,980	2,753	3,063	2,986	2,387	2,343
21	1st Line - Total	1,325	1,598	2,038	2,107	2,264	2,724	2,712	2,175	2,131
22	A-20	1,135	1,397	1,711	1,417	1,085	806	686	192	180
23	A-26	24	81	278	653	1,152	1,906	2,026	1,983	1,951
24	A-36	166	120	49	37	27	12	-	-	-
25	2nd Line & Misc	1,405	1,316	1,300	873	489	339	274	212	212
26	<u>Fighter - Total</u>	14,963	15,644	16,183	17,198	17,708	17,703	15,763	12,596	12,074
27	1st Line - Total	14,377	14,673	14,779	15,100	15,538	15,493	13,461	11,227	10,802
28	P-38	2,294	2,383	2,579	2,759	2,863	2,732	2,222	1,370	1,235
29	P-39	2,043	1,401	1,015	746	354	97	18	1	1
30	P-40	2,417	2,314	2,090	1,716	1,390	763	35	21	10
31	P-47	5,041	5,317	5,413	5,100	5,302	5,595	5,218	4,378	4,322
32	P-51	2,027	2,693	2,933	3,914	4,802	5,471	5,391	4,819	4,616
33	P-59	-	-	2	16	17	20	36	36	36
34	P-61	73	164	263	422	468	493	423	370	341
35	P-63	73	210	330	320	265	282	62	4	4
36	P-80 ^{a/}	-	-	-	-	3	24	44	215	224
37	P-82	-	-	-	-	-	-	-	-	2
38	Other	409	191	154	107	74	16	12	13	11
39	2nd Line & Misc	586	971	1,404	2,098	2,170	2,210	2,302	1,369	1,272
40	<u>Reconnaissance - Total</u>	843	1,056	1,675	1,804	1,950	1,990	1,873	1,526	1,346
41	1st Line - Total	674	915	1,592	1,746	1,893	1,938	1,705	1,390	1,293
42	F-4, F-5	369	517	684	704	774	844	700	490	426
43	F-6	-	-	390	469	436	466	452	421	416
44	F-13	-	-	10	45	32	53	83	84	84
45	F-15	-	-	-	-	-	-	-	-	-
46	FP-80	-	-	-	-	-	-	-	-	-
47	Other	305	398	508	528	631	575	470	395	367
48	2nd Line & Misc	169	141	83	58	57	52	168	136	53
49	<u>Transport - Total</u>	7,864	9,433	10,387	10,456	9,955	9,475	9,397	7,508	7,144
50	C-46	307	541	858	1,278	1,798	2,173	2,275	1,802	1,665
51	C-47, C-53	3,033	4,156	4,658	4,901	4,789	4,598	4,522	3,653	3,434
52	C-54	106	152	248	356	506	708	853	639	591
53	C-82	-	-	-	-	-	2	2	8	9
54	C-87	145	185	177	151	134	116	102	25	11
55	Other Hq & Med Transport	455	405	411	464	402	248	199	137	214
56	Light Transport	3,818	3,994	4,035	3,306	2,326	1,630	1,444	1,244	1,220
57	<u>Trainer - Total</u>	27,412	27,907	23,254	17,060	14,124	12,581	8,920	7,617	7,436
58	Advanced	10,242	10,511	10,190	9,399	8,349	7,514	7,013	6,087	5,925
59	Basic	7,903	7,999	6,684	4,599	2,750	2,253	453	261	245
60	Primary	9,267	9,397	6,380	3,062	3,025	2,814	1,454	1,269	1,266
61	<u>Communications - Total</u>	4,152	4,211	3,733	3,249	3,503	3,417	3,553	3,588	3,401
62	Liaison	4,133	4,184	3,689	3,193	3,428	3,275	3,352	3,380	3,198
63	Rotary Wing	19	27	44	56	75	142	201	208	203

^{a/} FP-80 transferred from Fighter type, P-80, as of 31 July 1946.

PRINCIPAL MODEL: NOV 1941 TO DEC 1947 -- Continued

1946											1947		Line No.
Feb	Mar	Apr	May	Jun	Jul	Aug	Sep	Oct	Nov	Dec	Jan	Feb	
40,666	39,539	36,075	35,080	34,195	33,448	32,277	31,414	31,001	30,531	30,035	29,002	28,307	1
23,691	23,071	20,741	19,816	19,223	18,909	18,378	17,846	17,685	17,419	17,186	16,447	15,989	2
19,634	19,112	16,968	14,740	14,424	14,231	13,709	13,181	13,115	12,945	12,799	12,442	12,001	3
4,057	3,959	3,773	5,076	4,799	4,678	4,669	4,665	4,570	4,474	4,387	4,005	3,988	4
3,003	3,014	3,012	3,052	3,050	3,056	3,040	3,036	3,028	3,012	3,006	3,008	3,003	5
2,169	2,174	2,155	2,186	2,166	2,168	2,150	2,147	2,141	2,122	2,117	2,117	2,112	6
2,169	2,174	2,155	2,186	2,166	2,168	2,150	2,147	2,141	2,122	2,117	2,117	2,112	7
834	840	857	866	884	888	890	889	887	890	889	891	891	8
1,997	1,843	1,450	1,220	1,103	1,055	961	946	928	852	844	755	742	9
1,671	1,546	1,194	952	861	825	736	647	619	539	527	505	503	10
1,167	1,117	902	765	718	729	650	628	602	521	512	490	488	11
498	423	292	187	143	96	86	19	17	18	15	15	15	12
6	6	-	-	-	-	-	-	-	-	-	-	-	13
326	297	256	268	242	230	225	299	309	313	317	250	239	14
3,256	3,110	2,528	2,188	2,045	1,996	1,983	1,913	1,901	1,841	1,877	1,685	1,609	15
1,802	1,684	1,152	909	805	769	742	680	670	653	646	639	631	16
1,265	1,238	1,060	883	796	760	735	673	663	651	644	637	629	17
537	446	92	26	9	9	7	7	7	2	2	2	2	18
1,454	1,426	1,376	1,279	1,240	1,227	1,241	1,233	1,231	1,188	1,231	1,046	978	19
2,326	2,306	2,282	2,253	2,214	2,199	2,146	2,139	2,133	2,086	1,954	1,937	1,895	20
2,111	2,094	2,078	1,881	1,873	1,857	1,808	1,794	1,790	1,773	1,763	1,728	1,690	21
171	170	165	33	7	7	6	5	5	1	1	1	-	22
1,940	1,924	1,913	1,848	1,866	1,850	1,802	1,789	1,785	1,772	1,762	1,727	1,690	23
-	-	-	-	-	-	-	-	-	-	-	-	-	24
215	212	204	372	341	342	338	345	343	313	191	209	205	25
11,800	11,511	10,316	10,029	9,778	9,697	9,414	9,069	8,976	8,912	8,765	8,311	7,965	26
10,620	10,374	9,283	7,995	7,950	7,967	7,688	7,338	7,315	7,276	7,144	6,826	6,417	27
1,084	982	900	393	341	325	264	163	169	120	113	63	52	28
1	-	-	-	-	-	-	-	-	-	-	-	-	29
11	9	9	1	-	-	-	-	-	-	-	-	-	30
4,296	4,177	3,607	3,217	3,274	3,252	3,239	3,070	3,050	3,041	3,001	2,941	2,865	31
4,568	4,529	4,077	3,759	3,711	3,778	3,559	3,482	3,426	3,416	3,303	3,115	2,854	32
35	34	25	20	12	8	6	5	4	4	3	3	3	33
338	336	332	260	267	263	275	256	251	239	234	217	212	34
4	4	2	1	1	1	-	-	-	-	-	-	-	35
266	288	308	323	323	319	325	342	396	436	471	468	413	36
6	12	20	20	20	20	20	20	20	20	19	19	19	37
11	3	3	1	1	1	-	-	-	-	-	-	-	38
1,180	1,137	1,033	2,034	1,828	1,730	1,726	1,731	1,661	1,636	1,621	1,485	1,548	39
1,309	1,287	1,153	1,074	1,033	906	834	743	719	716	740	751	775	40
1,261	1,240	1,106	817	769	645	585	575	580	582	602	627	648	41
384	376	327	120	79	68	58	34	30	17	12	8	12	42
417	406	357	301	290	217	178	177	170	166	164	158	158	43
87	87	88	83	83	81	86	86	86	94	94	94	95	44
-	-	-	-	-	-	-	4	9	9	19	33	33	45
-	-	-	-	6	17	43	61	86	102	125	141	141	46
373	371	334	313	317	273	246	231	224	210	211	209	209	47
48	47	47	257	264	261	249	168	139	134	138	124	127	48
6,567	6,222	5,655	5,473	5,314	5,224	4,870	4,733	4,663	4,607	4,538	4,397	4,310	49
1,328	1,227	947	928	921	919	707	702	700	693	689	656	630	50
3,286	3,124	2,960	2,797	2,675	2,578	2,460	2,340	2,298	2,262	2,218	2,125	2,069	51
559	561	548	525	526	527	521	519	507	500	489	488	485	52
11	18	22	31	32	41	48	56	62	70	80	87	92	53
7	7	6	5	5	6	3	3	3	3	3	2	2	54
199	138	130	138	132	135	132	131	131	130	132	131	130	55
1,177	1,147	1,042	1,049	1,023	1,018	999	982	962	949	927	908	899	56
7,164	7,076	6,857	6,721	6,662	6,626	6,517	6,482	6,406	6,348	6,297	6,260	6,215	57
5,710	5,633	5,500	5,391	5,363	5,326	5,301	5,281	5,211	5,162	5,113	5,083	5,046	58
203	197	161	146	129	135	79	74	74	73	72	70	70	59
1,251	1,246	1,196	1,184	1,170	1,165	1,137	1,127	1,121	1,113	1,112	1,107	1,099	60
3,244	3,170	2,822	3,070	2,996	2,689	2,512	2,353	2,247	2,157	2,014	1,898	1,793	61
3,058	2,989	2,641	2,877	2,803	2,496	2,338	2,178	2,067	1,981	1,872	1,729	1,639	62
186	181	181	193	193	193	174	175	180	176	172	169	154	63

Table 87.-- AIRPLANES ON HAND IN THE USAF, BY TYPE AND PRINCIPAL MODEL: NOV 1941 TO DEC 1947 -- Continued

Type and Model	1947 (Continued)									
	Mar	Apr	May	Jun	Jul	Aug	Sep	Oct	Nov	Dec
Total	27,417	26,616	25,498	25,088	24,734	24,409	24,073	23,871	23,793	23,814
<u>Combat Airplanes - Total b/</u>	15,407	14,822	14,125	13,855	13,698	13,505	13,316	13,193	13,154	13,118
1st Line	11,567	10,974	10,502	10,198	10,065	9,919	9,739	9,618	9,559	9,563
2nd Line & Misc	3,840	3,848	3,623	3,657	3,633	3,586	3,577	3,575	3,595	3,555
<u>Very Heavy Bomber - Total b/</u>	2,996	2,994	2,986	2,983	2,980	2,980				
1st Line - Total	2,105	2,108	2,108	2,105	2,102	2,098				
B-29	2,105	2,108	2,108	2,105	2,102	2,097				
B-36	-	-	-	-	-	1				
2nd Line & Misc	891	886	878	878	878	882				
<u>Heavy Bomber - Total b/</u>	728	718	670	657	654	650				
1st Line - Total	496	476	452	434	415	403				
B-17	484	465	448	431	412	400				
B-24	12	11	4	3	3	3				
2nd Line & Misc	232	242	218	223	239	247				
<u>Medium Bomber - Total b/</u>	1,523	1,499	1,487	1,474	1,461	1,432	2,978	2,980	2,977	2,972
1st Line - Total	613	584	585	581	579	567	2,094	2,101	2,106	2,099
B-25	612	584	585	581	579	567				
B-26	1	-	-	-	-	-				
B-29	-	-	-	-	-	-	2,094	2,099	2,104	2,096
B-50	-	-	-	-	-	-	-	2	2	3
2nd Line & Misc	910	915	902	893	882	865	884	879	871	873
<u>Light Bomber - Total</u>	1,870	1,804	1,737	1,678	1,637	1,603	3,580	3,539	3,481	3,433
1st Line - Total	1,646	1,571	1,504	1,428	1,388	1,345	2,239	2,184	2,113	2,064
A-20	-	-	-	-	-	-	-	-	-	-
A-26	1,646	1,571	1,504	1,428	1,388	1,345	1,300	1,271	1,220	1,203
B-17	-	-	-	-	-	-	373	362	354	340
B-24	-	-	-	-	-	-	3	3	3	3
B-25	-	-	-	-	-	-	563	548	536	518
2nd Line & Misc	224	233	233	250	249	258	1,341	1,355	1,368	1,368
<u>Fighter - Total</u>	7,533	7,067	6,592	6,427	6,332	6,231	6,125	6,049	6,043	6,053
1st Line - Total	6,062	5,610	5,283	5,112	5,028	4,967	4,835	4,766	4,751	4,794
F-38	41	40	3	2	2	2	2	2	2	1
F-47	2,632	2,223	2,142	1,996	1,945	1,879	1,814	1,786	1,792	1,827
F-51	2,744	2,708	2,519	2,464	2,406	2,354	2,260	2,205	2,173	2,154
F-59	2	2	2	2	2	2	2	2	2	2
P-61	209	214	199	196	193	188	185	182	159	148
P-80 a/	414	403	398	411	450	506	524	541	559	581
P-82	20	20	20	20	20	19	20	20	20	22
P-84	-	-	-	1	10	17	28	28	45	59
2nd Line & Misc	1,471	1,457	1,309	1,315	1,304	1,264	1,290	1,283	1,292	1,259
<u>Reconnaissance - Total</u>	757	740	653	636	634	609	633	625	653	661
1st Line - Total	645	625	570	538	553	539	571	567	589	606
F-4, F-5	11	10	7	3	3	-	-	-	-	-
F-6	154	151	107	112	125	126	121	113	108	115
F-13	95	95	95	94	94	93	93	92	92	89
F-15	34	36	36	36	35	31	31	31	31	31
FP-80 a/	147	145	145	144	143	142	142	142	141	140
Other	204	188	180	149	153	147	184	189	217	231
2nd Line & Misc	112	115	83	98	81	70	62	58	64	55
<u>Transport - Total</u>	4,159	4,103	3,861	3,796	3,717	3,635	3,589	3,563	3,550	3,536
C-46	611	598	443	427	411	402	400	399	397	395
C-47, C-53	1,971	1,951	1,877	1,857	1,838	1,751	1,721	1,643	1,631	1,621
C-54	485	485	484	485	483	484	482	481	480	477
C-82	93	99	103	102	103	120	119	139	146	153
C-87	2	2	2	1	1	1	-	-	-	-
Other Hq & Med Transport	131	128	119	112	87	88	82	128	129	131
Light Transport	866	840	833	812	794	789	785	773	767	759
<u>Trainer - Total</u>	6,178	6,112	6,069	6,047	5,933	5,887	5,834	5,796	5,738	5,714
Advanced	5,009	4,939	4,901	4,877	4,799	4,759	4,710	4,676	4,655	4,631
Basic	70	70	70	70	69	69	68	66	66	66
Primary	1,099	1,103	1,098	1,100	1,065	1,059	1,056	1,054	1,017	1,017
<u>Communications - Total</u>	1,673	1,579	1,443	1,390	1,386	1,382	1,334	1,319	1,351	1,446
Liaison	1,524	1,436	1,298	1,247	1,244	1,238	1,191	1,177	1,225	1,318
Rotary Wing	149	143	145	143	142	144	143	142	126	128

a/ FP-80 transferred from Fighter type, P-80, as of 31 July 1946.

b/ See Table 71 p109 for revision of classification and redesignation of bombardment types of aircraft, as of September 1947.

Table 88.-- AIRPLANES ON HAND IN CONTINENTAL US, BY TYPE AND PRINCIPAL MODEL: NOV 1941 TO DEC 1947

Note.--The data below do not reflect changes for a particular month resulting from information becoming available subsequent to the reporting cut-off date for that month. Figures are as of end of month.

Type and Model	1941		1942				1943			
	Nov	Dec	Mar	Jun	Sep	Dec	Mar	Jun	Sep	Dec
Total	9,207	11,082	14,408	18,928	23,538	27,678	33,888	38,087	43,129	48,595
Combat Airplanes - Total	2,281	3,372	3,309	4,009	5,984	6,809	8,629	9,849	12,178	14,729
1st Line	1,974	3,075	3,054	3,740	5,499	6,187	6,885	8,375	10,168	11,800
2nd Line & Misc.	307	297	255	269	485	622	1,744	1,474	2,010	2,929
Very Heavy Bomber - Total	-	-	-	-	-	3	2	2	21	21
1st Line	-	-	-	-	-	-	-	-	5	76
B-29	-	-	-	-	-	-	-	-	-	5
2nd Line & Misc.	-	-	-	-	-	3	2	2	16	15
Heavy Bomber - Total	96	207	337	585	962	1,287	1,924	2,496	3,650	4,627
1st Line - Total	95	206	335	583	960	1,284	1,863	2,447	3,620	4,627
B-17	84	117	211	333	501	769	1,148	1,282	1,772	1,868
B-24	11	89	124	250	459	515	715	1,165	1,848	1,920
2nd Line & Misc.	1	1	2	2	2	3	61	49	30	839
Medium Bomber - Total	531	597	612	812	1,527	1,955	2,483	2,476	2,592	2,415
1st Line - Total	256	332	366	548	1,049	1,342	1,748	1,825	2,008	1,940
B-25	113	151	225	317	585	841	1,070	1,097	1,181	1,037
B-26	143	181	141	231	464	501	678	728	827	903
2nd Line & Misc.	275	265	246	264	478	613	735	651	584	475
Light Bomber - Total	235	688	619	565	836	1,016	1,219	1,045	1,319	1,705
1st Line - Total	231	684	617	564	836	1,016	812	701	464	568
A-20	107	395	355	271	392	419	206	243	333	502
A-26	-	-	-	-	-	-	-	-	1	6
A-36	-	-	-	-	-	111	372	124	75	60
Other	124	289	262	293	444	486	234	334	55	-
2nd Line & Misc.	4	4	2	1	-	-	407	344	855	1,137
Fighter - Total	969	1,442	1,359	1,634	2,265	2,204	2,612	3,526	4,248	5,466
1st Line - Total	948	1,421	1,357	1,632	2,263	2,202	2,074	3,100	3,897	5,152
P-38	69	96	309	439	622	576	299	477	470	682
P-39	265	503	297	430	400	322	532	756	993	1,224
P-40	357	472	494	534	834	776	723	746	840	918
P-47	-	1	3	30	177	338	443	794	1,184	1,618
P-51	-	-	2	2	60	57	52	269	335	650
P-61	-	-	-	-	-	-	-	-	-	7
P-63	-	-	-	-	-	-	-	-	-	6
Other	257	349	252	197	170	133	25	58	75	47
2nd Line & Misc.	21	21	2	2	2	2	538	426	351	314
Reconnaissance - Total	450	438	382	413	394	344	389	304	348	425
1st Line - Total	444	432	379	413	391	343	388	302	174	276
F-4, F-5	-	-	5	79	88	72	147	76	129	178
Other	444	432	374	334	303	271	241	226	45	98
2nd Line & Misc.	6	6	3	-	3	1	1	2	174	149
Transport - Total	174	210	347	649	1,077	1,344	2,351	2,791	3,496	4,183
C-46	-	-	-	1	14	28	93	53	102	71
C-47, C-53	25	33	88	245	461	447	573	598	625	775
C-54	-	-	1	3	19	23	34	10	8	9
C-82	-	-	-	-	10	30	48	20	14	45
Other HV & Med Transport	91	92	119	174	234	314	371	397	402	394
Other Light Transport	58	85	139	226	339	502	1,232	1,713	2,345	2,889
Trainer - Total	6,551	7,292	9,974	12,572	14,243	17,009	20,266	22,745	24,214	25,927
Advanced	1,389	1,549	2,493	3,563	4,423	5,869	7,412	8,310	8,681	9,689
Basic	1,999	2,239	3,082	3,895	4,405	5,260	6,123	7,210	7,210	7,473
Primary	3,163	3,504	4,399	5,114	5,415	5,880	6,731	7,701	8,323	8,765
Communications - Total	201	208	778	1,698	2,234	2,516	2,642	2,702	3,241	3,756
Liaison	200	207	777	1,696	2,232	2,515	2,641	2,701	3,236	3,745
Rotary Wing	1	1	1	2	2	1	1	1	5	11

Table 88.-- AIRPLANES ON HAND IN CONTINENTAL U.S., BY TYPE

Line No	Type and model	1944				1945				1946
		Mar	Jun	Sep	Dec	Mar	Jun	Sep	Dec	Jan
1	Total	50,879	52,418	48,743	41,670	37,809	38,328	35,400	26,709	25,315
2	<u>Combat Airplanes-Total</u>	<u>15,704</u>	<u>16,392</u>	<u>18,332</u>	<u>19,175</u>	<u>19,040</u>	<u>21,952</u>	<u>21,696</u>	<u>15,326</u>	<u>14,269</u>
3	1st Line	12,814	12,932	13,310	13,287	11,788	14,509	15,252	11,902	11,012
4	2nd Line & Misc.	2,890	3,460	5,022	5,888	7,252	7,443	6,444	3,424	3,257
5	<u>Very Heavy Bomber-Total</u>	<u>245</u>	<u>294</u>	<u>486</u>	<u>570</u>	<u>970</u>	<u>1,449</u>	<u>1,910</u>	<u>2,618</u>	<u>2,621</u>
6	1st Line	233	284	479	538	655	853	1,175	1,795	1,794
7	B-29	233	284	479	538	655	853	1,175	1,795	1,794
8	2nd Line & Misc	12	10	7	32	315	596	735	823	827
9	<u>Heavy Bomber-Total</u>	<u>5,323</u>	<u>5,676</u>	<u>5,697</u>	<u>5,919</u>	<u>5,759</u>	<u>8,249</u>	<u>6,876</u>	<u>1,945</u>	<u>1,230</u>
10	1st Line-Total	4,535	4,631	4,324	4,111	2,965	5,447	4,911	1,588	961
11	B-17	2,165	2,359	2,067	1,533	966	1,907	2,369	665	528
12	B-24	2,370	2,272	2,257	2,572	1,989	3,494	2,489	906	425
13	B-32	-	-	-	6	10	46	53	17	8
14	2nd Line & Misc	788	1,045	1,373	1,808	2,794	2,802	1,965	357	269
15	<u>Medium Bomber-Total</u>	<u>2,292</u>	<u>2,436</u>	<u>2,123</u>	<u>2,228</u>	<u>3,440</u>	<u>3,258</u>	<u>2,972</u>	<u>2,183</u>	<u>2,089</u>
16	1st Line-Total	1,825	1,725	1,185	876	969	984	1,095	1,062	1,028
17	B-25	1,126	1,105	840	745	914	965	1,089	1,061	1,027
18	B-26	699	620	345	131	55	19	6	1	1
19	2nd Line & Misc	467	713	1,938	2,352	2,471	2,274	1,877	1,121	1,061
20	<u>Light Bomber-Total</u>	<u>1,726</u>	<u>1,786</u>	<u>2,002</u>	<u>1,566</u>	<u>1,342</u>	<u>1,509</u>	<u>1,590</u>	<u>1,810</u>	<u>1,770</u>
21	1st Line-Total	509	616	963	1,008	1,080	1,360	1,797	1,674	1,638
22	A-20	434	459	749	662	452	194	111	7	2
23	A-26	24	72	171	309	601	1,154	1,686	1,667	1,636
24	A-36	51	45	43	37	27	12	-	-	-
25	2nd Line & Misc	1,217	1,170	1,039	558	262	149	193	136	132
26	<u>Fighter-Total</u>	<u>5,692</u>	<u>5,787</u>	<u>6,486</u>	<u>7,379</u>	<u>7,008</u>	<u>6,957</u>	<u>7,300</u>	<u>6,271</u>	<u>6,145</u>
27	1st Line-Total	5,416	5,375	5,869	6,260	5,613	5,349	5,671	5,314	5,205
28	P-36	659	681	969	1,293	1,121	746	781	281	196
29	P-39	1,054	783	662	552	241	30	2	1	1
30	P-40	1,324	1,468	1,481	1,365	1,160	652	11	1	1
31	P-47	1,590	1,439	1,524	1,646	1,674	2,074	2,173	1,947	1,930
32	P-51	535	607	695	842	998	1,409	2,432	2,692	2,676
33	P-59	-	-	2	15	17	20	36	36	36
34	P-61	67	64	113	186	140	149	128	134	134
35	P-63	73	210	330	319	240	238	60	2	2
36	P-80	-	-	-	-	3	24	44	215	224
37	P-82	-	-	-	-	-	-	-	-	2
38	Other	114	103	93	42	19	7	4	5	3
39	2nd Line & Misc	276	412	617	1,119	1,395	1,608	1,629	957	940
40	<u>Reconnaissance-Total</u>	<u>426</u>	<u>411</u>	<u>538</u>	<u>513</u>	<u>521</u>	<u>530</u>	<u>648</u>	<u>499</u>	<u>414</u>
41	1st Line	296	301	490	494	506	516	603	469	386
42	F-4, F-5	97	95	185	158	175	197	251	129	69
43	F-6	-	-	62	55	35	61	110	110	110
44	F-13	-	-	10	25	22	27	47	59	59
45	F-15	-	-	-	-	-	-	-	-	-
46	FP-80	-	-	-	-	-	-	-	-	-
47	Other	199	206	233	256	274	231	195	171	148
48	2nd Line & Misc	130	110	48	19	15	14	45	30	28
49	<u>Transport-Total</u>	<u>4,642</u>	<u>5,076</u>	<u>5,315</u>	<u>4,560</u>	<u>3,677</u>	<u>2,948</u>	<u>3,930</u>	<u>3,094</u>	<u>2,941</u>
50	C-46	83	160	348	481	573	610	892	533	408
51	C-47, C-53	911	1,286	1,308	1,246	1,274	1,266	2,047	1,704	1,567
52	C-54	9	19	60	92	111	144	203	230	257
53	C-82	23	52	65	19	-	2	2	7	8
54	C-87	-	-	-	-	34	46	46	3	3
55	Other Hiv & Med Transport	386	352	344	266	213	84	52	50	131
56	Other Light Transport	3,230	3,207	3,190	2,456	1,472	796	688	572	567
57	<u>Trainer-Total</u>	<u>27,248</u>	<u>27,669</u>	<u>23,007</u>	<u>16,737</u>	<u>13,776</u>	<u>12,198</u>	<u>8,597</u>	<u>7,261</u>	<u>7,084</u>
58	Advanced	10,122	10,341	9,992	9,191	8,109	7,245	6,751	5,784	5,619
59	Basic	7,892	7,963	6,669	4,550	2,702	2,201	417	230	220
60	Primary	9,234	9,365	6,346	2,996	2,965	2,752	1,429	1,247	1,245
61	<u>Communications-Total</u>	<u>3,285</u>	<u>3,281</u>	<u>2,089</u>	<u>1,198</u>	<u>1,316</u>	<u>1,230</u>	<u>1,177</u>	<u>1,028</u>	<u>1,021</u>
62	Liaison	3,270	3,257	2,048	1,155	1,255	1,115	1,045	882	869
63	Rotary Wing	15	24	41	43	61	115	132	146	152

AND PRINCIPAL MODEL: NOV 1941 TO DEC 1947 -- Continued

1946												1947 E/		Line No
Feb	Mar	Apr	May	Jun	Jul	Aug	Sep	Oct	Nov	Dec	Jan	Feb		
24,569	24,070	23,381	22,759	22,421	22,183	21,918	21,853	21,764	21,748	21,642	21,360	20,843	1	
13,931	13,710	13,276	12,874	12,615	12,467	12,391	12,363	12,358	12,320	12,343	12,180	11,863	2	
10,753	10,591	10,243	9,973	9,669	9,485	9,398	9,366	9,340	9,303	9,258	9,036	8,642	3	
3,178	3,119	3,033	2,901	2,946	2,982	2,993	3,003	3,018	3,017	3,085	3,144	3,221	4	
2,635	2,697	2,762	2,830	2,861	2,887	2,901	2,897	2,883	2,882	2,862	2,866	2,863	5	
1,808	1,867	1,915	1,970	1,985	2,007	2,013	2,010	2,010	1,999	1,995	1,976	1,975	6	
1,808	1,867	1,915	1,970	1,985	2,007	2,013	2,010	2,010	1,999	1,995	1,976	1,975	7	
827	830	847	860	876	880	888	887	884	887	886	888	888	8	
1,007	884	700	561	456	384	374	362	358	364	359	355	345	9	
783	688	541	431	336	273	263	253	238	233	228	222	215	10	
407	368	350	318	267	248	252	243	230	225	223	217	210	11	
370	314	191	113	69	25	11	10	8	8	5	5	5	12	
6	6	-	-	-	-	-	-	-	-	-	-	-	13	
224	196	159	130	120	111	111	109	120	131	131	133	130	14	
2,062	2,014	1,848	1,607	1,515	1,479	1,466	1,456	1,446	1,394	1,434	1,427	1,418	15	
1,014	993	866	748	680	637	625	613	603	595	590	584	580	16	
1,013	992	865	748	680	637	625	613	603	595	590	584	580	17	
1	1	1	-	-	-	-	-	-	-	-	-	-	18	
1,048	1,021	982	859	835	842	841	843	843	799	844	843	838	19	
1,755	1,748	1,729	1,718	1,712	1,708	1,697	1,690	1,689	1,687	1,685	1,670	1,652	20	
1,625	1,613	1,599	1,586	1,579	1,552	1,545	1,529	1,527	1,520	1,512	1,496	1,479	21	
3	4	2	1	1	1	-	-	-	-	-	-	-	22	
1,622	1,609	1,597	1,586	1,578	1,551	1,545	1,529	1,527	1,520	1,512	1,496	1,479	23	
-	-	-	-	-	-	-	-	-	-	-	-	-	24	
130	135	130	132	133	156	152	161	162	167	173	174	173	25	
6,101	6,002	5,881	5,816	5,751	5,707	5,644	5,621	5,624	5,619	5,620	5,449	5,150	26	
5,179	5,091	4,988	4,923	4,793	4,737	4,685	4,661	4,663	4,632	4,618	4,391	4,006	27	
174	164	91	46	19	44	12	7	6	4	4	3	3	28	
1	-	-	-	-	-	-	-	-	-	-	-	-	29	
2	-	-	-	-	-	-	-	-	-	-	-	-	30	
1,883	1,867	1,834	1,827	1,811	1,782	1,770	1,763	1,755	1,751	1,749	1,707	1,621	31	
2,673	2,652	2,637	2,619	2,540	2,527	2,483	2,466	2,432	2,372	2,328	2,147	1,901	32	
35	34	25	20	12	8	6	5	3	4	3	3	2	33	
134	133	132	130	130	129	132	122	117	111	110	110	109	34	
2	2	2	1	1	1	-	-	-	-	-	-	-	35	
266	224	244	259	259	255	262	278	330	370	405	403	352	36	
6	12	20	20	20	20	20	20	20	20	19	18	18	37	
3	3	3	1	1	1	-	-	-	-	-	-	-	38	
922	911	893	893	958	970	959	960	961	987	1,002	1,058	1,144	39	
371	365	356	342	320	302	309	337	358	374	383	413	435	40	
344	339	334	315	296	279	267	294	310	328	334	365	387	41	
27	23	22	17	4	-	-	-	-	-	-	-	-	42	
108	107	107	107	104	101	75	74	71	71	71	71	71	43	
61	61	62	51	51	50	63	62	62	65	67	65	66	44	
-	-	-	-	-	-	6	4	9	19	28	28	28	45	
-	-	-	-	-	6	17	43	61	86	82	105	121	46	
148	146	143	140	137	122	112	111	107	97	95	96	101	47	
27	26	22	27	24	23	42	43	48	46	49	48	48	48	
2,857	2,698	2,627	2,562	2,545	2,510	2,426	2,429	2,444	2,442	2,428	2,400	2,320	49	
330	240	230	220	216	213	206	201	200	198	197	169	168	50	
1,534	1,458	1,419	1,385	1,356	1,290	1,239	1,233	1,221	1,219	1,200	1,174	1,124	51	
300	315	314	290	318	341	323	329	352	351	350	372	338	52	
10	18	22	31	31	40	48	55	61	69	79	86	91	53	
2	2	1	-	-	1	-	-	-	-	-	2	-	54	
127	123	118	123	122	125	120	122	122	121	123	120	124	55	
554	542	523	513	502	500	490	489	488	484	479	477	475	56	
6,820	6,734	6,556	6,384	6,390	6,359	6,263	6,227	6,141	6,065	5,981	5,920	5,835	57	
5,402	5,325	5,219	5,124	5,102	5,069	5,054	5,033	4,958	4,886	4,803	4,756	4,680	58	
182	178	148	140	123	130	77	72	72	72	72	70	69	59	
1,236	1,231	1,189	1,119	1,165	1,160	1,132	1,122	1,111	1,107	1,106	1,094	1,086	60	
961	928	922	882	871	847	838	834	821	921	890	860	825	61	
825	798	796	745	733	710	713	705	688	792	765	736	714	62	
136	130	126	137	136	137	125	129	133	129	125	124	111	63	

Table 88 (line 57) Airplanes on Hand in Continental US
Trainer Total May 1946 should be 6,383 not 6,441

Table 88.-- AIRPLANES ON HAND IN CONTINENTAL US, BY TYPE AND PRINCIPAL MODEL: NOV 1941 TO DEC 1947--Continued

Type and Model	1947 (Continued)									
	Mar	Apr	May	Jun	Jul	Aug	Sep	Oct	Nov	Dec
Total	20,445	19,968	19,576	19,328	19,125	19,080	18,960	18,867	18,763	18,761
<u>Combat Airplanes - Total a/</u>	<u>11,582</u>	<u>11,182</u>	<u>10,894</u>	<u>10,688</u>	<u>10,634</u>	<u>10,574</u>	<u>10,509</u>	<u>10,419</u>	<u>10,345</u>	<u>10,266</u>
1st Line	8,352	8,006	7,746	7,513	7,461	7,409	7,377	7,278	7,169	7,073
2nd Line & Misc.	3,230	3,176	3,148	3,175	3,173	3,165	3,132	3,141	3,176	3,193
<u>Very Heavy Bomber - Total a/</u>	<u>2,872</u>	<u>2,919</u>	<u>2,916</u>	<u>2,914</u>	<u>2,910</u>	<u>2,899</u>				
1st Line - Total	1,984	2,036	2,041	2,038	2,035	2,029				
B-29	1,984	2,036	2,041	2,038	2,035	2,028				
B-36	-	-	-	-	-	1				
2nd Line & Misc.	888	883	875	876	875	870				
<u>Heavy Bomber - Total a/</u>	<u>341</u>	<u>334</u>	<u>330</u>	<u>320</u>	<u>316</u>	<u>316</u>				
1st Line - Total	202	190	177	166	157	151				
B-17	198	186	173	163	154	148				
B-24	4	4	4	3	3	3				
2nd Line & Misc.	139	144	153	154	159	165				
<u>Medium Bomber - Total a/</u>	<u>1,412</u>	<u>1,406</u>	<u>1,398</u>	<u>1,394</u>	<u>1,391</u>	<u>1,379</u>	<u>2,892</u>	<u>2,891</u>	<u>2,889</u>	<u>2,871</u>
1st Line - Total	571	561	561	558	556	548	2,037	2,038	2,042	2,019
B-26	571	561	561	558	556	548				
B-29	-	-	-	-	-	-	2,037	2,036	2,040	2,016
B-50	-	-	-	-	-	-	-	2	2	3
2nd Line & Misc.	841	845	837	836	835	831	855	853	847	852
<u>Light Bomber - Total</u>	<u>1,627</u>	<u>1,562</u>	<u>1,498</u>	<u>1,444</u>	<u>1,412</u>	<u>1,382</u>	<u>3,020</u>	<u>2,991</u>	<u>2,940</u>	<u>2,899</u>
1st Line	1,417	1,340	1,278	1,208	1,180	1,139	1,798	1,754	1,691	1,650
A-26	1,417	1,340	1,278	1,208	1,180	1,139	1,102	1,072	1,023	1,006
B-17	-	-	-	-	-	-	146	136	134	128
B-24	-	-	-	-	-	-	3	3	3	3
B-25	-	-	-	-	-	-	547	543	531	513
2nd Line & Misc.	210	222	220	236	232	243	1,222	1,237	1,249	1,249
<u>Fighter - Total</u>	<u>4,897</u>	<u>4,542</u>	<u>4,337</u>	<u>4,226</u>	<u>4,215</u>	<u>4,216</u>	<u>4,197</u>	<u>4,133</u>	<u>4,072</u>	<u>4,063</u>
1st Line - Total	3,787	3,500	3,314	3,185	3,171	3,184	3,165	3,106	3,022	3,000
P-38	2	2	2	2	2	2	2	2	1	1
P-47	1,469	1,255	1,187	1,089	1,068	1,019	997	992	994	993
P-51	1,830	1,756	1,652	1,618	1,574	1,559	1,540	1,493	1,482	1,474
P-59	2	2	2	2	2	2	2	2	2	2
P-61	110	121	109	97	99	98	98	97	73	61
P-80	354	344	342	356	396	468	478	472	405	388
P-82	20	20	20	20	20	19	20	20	20	22
F-84	-	-	-	1	10	17	28	28	45	59
2nd Line & Misc.	1,110	1,042	1,023	1,041	1,044	1,032	1,032	1,027	1,051	1,063
<u>Reconnaissance - Total</u>	<u>433</u>	<u>419</u>	<u>415</u>	<u>390</u>	<u>387</u>	<u>382</u>	<u>400</u>	<u>404</u>	<u>443</u>	<u>433</u>
1st Line - Total	391	379	375	358	362	358	377	380	414	404
F-6	71	67	67	66	65	65	64	64	69	74
F-13	65	67	74	74	74	73	72	72	72	72
F-15	25	22	22	10	7	7	7	7	7	7
FP-80	127	125	125	125	125	124	124	124	123	115
Other	103	98	87	83	91	89	109	113	143	136
2nd Line & Misc.	42	40	40	32	25	24	23	24	29	29
<u>Transport - Total</u>	<u>2,261</u>	<u>2,253</u>	<u>2,200</u>	<u>2,191</u>	<u>2,140</u>	<u>2,149</u>	<u>2,128</u>	<u>2,112</u>	<u>2,102</u>	<u>2,114</u>
C-46	155	158	153	153	153	153	153	153	152	151
C-47, C-53	1,096	1,088	1,075	1,079	1,083	1,071	1,077	1,011	1,004	997
C-54	324	326	304	305	277	280	262	253	244	255
C-82	93	98	102	101	102	120	119	139	146	153
Other Hv & Med Transport	126	124	115	108	83	85	79	123	123	125
Other Light Transport . .	467	459	451	445	442	440	438	433	433	433
<u>Trainer - Total</u>	<u>5,808</u>	<u>5,767</u>	<u>5,723</u>	<u>5,705</u>	<u>5,596</u>	<u>5,571</u>	<u>5,523</u>	<u>5,503</u>	<u>5,451</u>	<u>5,428</u>
Advanced	4,653	4,613	4,573	4,553	4,480	4,460	4,418	4,401	4,386	4,363
Basic	69	66	66	66	65	65	64	62	62	62
Primary	1,086	1,088	1,084	1,086	1,051	1,046	1,041	1,040	1,003	1,003
<u>Communications - Total</u>	<u>794</u>	<u>766</u>	<u>759</u>	<u>744</u>	<u>755</u>	<u>786</u>	<u>800</u>	<u>833</u>	<u>865</u>	<u>953</u>
Liaison	684	660	651	638	650	678	692	725	773	862
Rotary Wing	110	106	108	106	105	108	108	108	92	91

a/ See Table 71 p 109 for revision of classification and redesignation of bombardment types of aircraft as of September 1947.

Table 89.-- AIRPLANES ON HAND OVERSEAS, BY TYPE AND PRINCIPAL MODEL: NOV 1941 TO DEC 1947

Note.-- Through May 1947, the data below do not equal the sum of those for the individual areas published elsewhere in this volume since changes for a particular month resulting from information becoming available subsequent to the initial reporting date for that month are reflected only in the individual area data. In addition, a small number of airplanes located in such areas as Iceland, Newfoundland and Bermuda are included below but not in any individual area. Figures are as end of month.

Type and Model	1941		1942				1943			
	Nov	Dec	Mar	Jun	Sep	Dec	Mar	Jun	Sep	Dec
Total	1,122	1,215	1,956	2,245	3,567	5,626	7,296	10,931	12,588	15,637
Combat Airplanes - Total	1,024	1,105	1,821	1,998	3,083	4,798	6,272	9,001	10,146	12,719
1st Line	870	957	1,727	1,902	2,985	4,695	5,873	8,586	9,637	12,017
2nd Line & Misc.	154	148	94	96	98	103	399	415	509	702
Heavy Bomber - Total	61	81	167	261	471	789	1,105	1,925	2,324	3,400
1st Line - Total	61	81	167	261	471	789	1,076	1,880	2,232	3,230
B-17	61	81	144	202	329	470	617	1,178	1,259	1,660
B-24	-	-	23	59	142	319	459	702	973	1,570
2nd Line & Misc.	-	-	-	-	-	-	29	45	92	170
Medium Bomber - Total	154	148	187	235	345	601	826	1,766	1,881	1,955
1st Line - Total	-	-	93	139	247	498	738	1,625	1,753	1,828
B-25	-	-	6	39	152	287	507	917	974	1,080
B-26	-	-	87	100	95	211	231	708	779	748
2nd Line & Misc.	154	148	94	96	98	103	88	141	128	127
Light Bomber - Total	115	111	126	131	125	185	382	644	548	666
1st Line - Total	115	111	126	131	125	185	314	574	444	531
A-20	24	22	42	88	81	150	228	235	212	365
A-26	-	-	-	-	-	-	70	295	230	-
A-36	-	-	-	-	-	-	-	-	-	166
Other	91	89	84	43	44	35	16	44	2	-
2nd Line & Misc.	-	-	-	-	-	-	68	70	104	135
Fighter - Total	649	728	1,287	1,316	2,056	3,099	3,803	4,484	5,194	6,409
1st Line - Total	649	728	1,287	1,316	2,056	3,099	3,589	4,325	5,044	6,176
P-38	-	-	-	111	259	547	787	790	800	1,123
P-39	60	106	510	492	633	794	811	1,142	988	795
P-40	398	466	698	628	942	1,357	1,503	1,625	1,548	1,327
P-47	-	-	-	-	-	104	235	478	1,197	2,147
P-51	-	-	-	-	-	-	35	29	225	515
P-61	-	-	-	-	-	-	-	-	-	1
Other	191	156	79	85	222	297	218	261	286	268
2nd Line & Misc.	-	-	-	-	-	-	214	159	150	233
Reconnaissance - Total	45	37	54	55	86	124	156	182	199	289
1st Line - Total	45	37	54	55	86	124	156	182	164	252
F-4, F-5	-	-	-	3	38	74	105	127	134	215
Other	45	37	54	52	48	50	51	55	30	37
2nd Line & Misc.	-	-	-	-	-	-	-	-	35	37
Transport - Total	42	44	76	175	311	513	633	1,477	1,909	2,283
C-46	-	-	-	-	-	-	2	108	126	173
C-47, C-53	-	-	19	90	192	388	486	917	1,196	1,455
C-54	-	-	-	-	-	-	2	36	51	70
C-87	-	-	-	-	-	6	12	71	86	70
Other Hq & Med Transport	17	18	18	31	61	64	59	71	71	72
Light Transport	25	26	39	54	58	55	72	274	379	443
Trainer - Total	43	48	40	38	35	35	59	104	125	124
Advanced	20	25	25	26	27	21	31	64	76	81
Basic	9	9	5	3	2	1	7	13	12	12
Primary	14	14	10	9	6	13	21	27	37	31
Communications - Total	13	18	19	34	138	280	332	349	411	511
Liaison	13	18	19	34	138	280	332	349	411	510
Rotary Wing	-	-	-	-	-	-	-	-	-	1

Page 139 - Table 89 - Airplanes on hand Overseas
 Total Sep 1943 should be 12,591 not 12,588
 Transport Total Sep 1943 should be 1,906 not 1,909
 C-47/C-53 Sep 1943 should be 1,196 not 1,193

Table 89.-- AIRPLANES ON HAND OVERSEAS, BY TYPE AND

Line No.	Type and Model	1944				1945				1946
		Mar	Jun	Sep	Dec	Mar	Jun	Sep	Dec	Jan
1	Total	22,294	26,339	29,216	31,056	32,774	30,070	24,241	18,073	17,031
2	<u>Combat Airplanes - Total</u>	18,041	20,814	22,253	22,786	23,961	20,975	16,077	10,751	10,096
3	1st Line	17,131	19,342	20,131	19,892	21,564	18,933	14,454	9,630	9,132
4	2nd Line	910	1,472	2,122	2,894	2,397	2,042	1,623	1,121	964
5	<u>Very Heavy Bomber - Total</u>	3	151	168	407	643	925	1,084	378	377
6	1st Line	-	-	-	-	-	-	-	-	-
7	B-29	2	151	168	404	640	911	1,067	362	360
8	2nd Line & Misc.	1	-	-	3	3	14	17	16	17
9	<u>Heavy Bomber - Total</u>	4,677	6,044	6,827	6,894	7,124	3,972	2,507	1,060	1,021
10	1st Line - Total	4,489	5,674	6,271	5,992	6,284	3,277	2,189	932	909
11	B-17	1,905	2,069	2,485	2,886	3,006	1,785	1,213	735	756
12	B-24	2,584	3,605	3,786	3,106	3,278	1,492	969	197	153
13	B-32	-	-	-	-	-	-	7	-	-
14	2nd Line & Misc.	188	370	556	902	840	695	318	128	112
15	<u>Medium Bomber - Total</u>	2,669	2,989	3,088	2,961	2,654	2,318	1,802	1,384	1,264
16	1st Line - Total	2,485	2,623	2,605	2,305	2,144	1,815	1,391	1,001	866
17	B-25	1,253	1,457	1,449	1,197	1,246	1,074	678	359	306
18	B-36	1,232	1,166	1,156	1,108	898	741	713	642	560
19	2nd Line & Misc.	184	366	483	656	510	503	411	383	398
20	<u>Light Bomber - Total</u>	1,004	1,128	1,336	1,414	1,411	1,554	996	577	573
21	1st Line - Total	816	982	1,075	1,099	1,184	1,364	915	501	493
22	A-20	701	898	962	755	633	612	575	185	178
23	A-26	-	9	107	344	551	752	340	316	315
24	A-36	115	75	6	-	-	-	-	-	-
25	2nd Line & Misc.	188	146	261	315	227	190	81	76	80
26	<u>Fighter - Total</u>	9,271	9,857	9,697	9,819	10,700	10,746	8,463	6,325	5,929
27	1st Line - Total	8,961	9,298	8,910	8,840	9,925	10,144	7,790	5,913	5,597
28	F-38	1,635	1,702	1,610	1,466	1,742	1,986	1,441	1,089	1,039
29	F-39	989	618	353	194	113	67	16	-	-
30	F-40	1,093	826	609	351	230	111	24	20	9
31	F-47	3,451	3,878	3,889	3,454	3,628	3,521	3,045	2,431	2,392
32	F-51	1,492	2,086	2,238	3,072	3,804	4,062	2,959	2,127	1,940
33	F-59	-	-	-	1	-	-	-	-	-
34	F-61	6	100	150	236	328	344	295	236	207
35	F-63	-	-	-	1	25	44	2	2	2
36	F-80	-	-	-	-	-	-	-	-	-
37	F-82	-	-	-	-	-	-	-	-	-
38	Other	295	88	61	65	55	9	8	8	8
39	2nd Line & Misc.	310	559	787	979	775	602	673	412	332
40	<u>Reconnaissance - Total</u>	417	645	1,137	1,291	1,429	1,460	1,225	1,027	932
41	1st Line - Total	378	614	1,102	1,252	1,387	1,422	1,102	921	907
42	F-4, F-5	272	422	499	546	599	647	449	361	357
43	F-6	-	-	328	414	401	405	342	311	306
44	F-13	-	-	-	20	30	26	36	25	25
45	FP-80	-	-	-	-	-	-	-	-	-
46	Other	106	192	275	272	357	344	275	224	219
47	2nd Line & Misc.	39	31	35	39	42	38	123	106	25
48	<u>Transport - Total</u>	3,222	4,357	5,072	5,896	6,278	6,525	5,465	4,406	4,203
49	C-46	224	381	510	797	1,225	1,563	1,383	1,269	1,257
50	C-47, C-53	2,122	2,870	3,350	3,655	3,515	3,332	2,474	1,949	1,867
51	C-54	97	133	188	264	395	564	650	409	334
52	C-82	-	-	-	-	-	-	-	1	1
53	C-87	122	133	112	132	100	70	56	22	8
54	Other Hv & Med Transport	69	53	67	198	189	162	146	84	83
55	Light Transport	588	787	845	850	854	834	756	672	653
56	<u>Trainer - Total</u>	164	238	247	323	348	383	323	356	352
57	Advanced	120	170	198	208	240	269	262	303	306
58	Basic	11	36	15	49	48	52	36	31	25
59	Primary	33	32	34	66	60	62	25	22	21
60	<u>Communications - Total</u>	867	930	1,644	2,051	2,187	2,187	2,376	2,560	2,380
61	Liaison	863	927	1,641	2,038	2,173	2,160	2,307	2,498	2,329
62	Rotary Wing	4	3	3	13	14	27	69	62	51

PRINCIPAL MODEL: NOV 1941 TO DEC 1947 -- Continued

1946											1947		Line No.
Feb	Mar	Apr	May	Jun	Jul	Aug	Sep	Oct	Nov	Dec	Jan	Feb	
16,097	15,469	12,694	12,321	11,774	11,265	10,359	9,561	9,237	8,783	8,393	7,642	7,464	1
9,760	9,361	7,465	6,942	6,608	6,442	5,987	5,483	5,327	5,099	4,843	4,267	4,126	2
8,881	8,521	6,724	4,767	4,757	4,746	4,311	3,821	3,775	3,642	3,541	3,406	3,359	3
879	840	741	2,175	1,851	1,696	1,676	1,662	1,552	1,457	1,302	861	767	4
368	317	250	222	189	169	139	139	145	130	144	142	140	5
361	307	240	216	183	161	137	137	142	127	141	139	137	6
7	10	10	6	6	8	2	2	3	3	3	3	3	7
990	959	750	659	647	671	587	584	570	488	485	400	397	8
888	858	653	521	525	552	473	394	381	306	299	283	288	9
760	749	552	447	451	481	398	385	372	296	289	273	278	10
128	109	101	74	74	71	75	9	9	10	10	10	10	11
-	-	-	-	-	-	-	-	-	-	-	-	-	12
-	-	-	-	-	-	-	-	-	-	-	-	-	13
102	101	97	138	122	119	114	190	189	182	186	117	109	14
1,194	1,096	680	581	530	517	517	457	455	447	443	258	191	15
788	691	286	161	125	132	117	67	67	58	56	55	51	16
252	246	195	135	116	123	110	60	60	56	54	53	49	17
536	445	91	26	9	9	7	7	7	2	2	2	2	18
406	405	394	420	405	385	400	390	388	389	387	203	140	19
571	558	553	535	502	491	449	449	444	399	269	267	223	20
486	481	479	295	294	305	263	265	263	253	251	232	211	21
168	166	163	33	6	6	6	5	5	1	1	1	1	22
318	315	316	262	288	299	257	260	258	252	250	231	211	23
-	-	-	-	-	-	-	-	-	-	-	-	-	24
85	77	74	240	208	186	186	184	181	146	18	35	32	25
5,699	5,509	4,435	4,213	4,027	3,990	3,770	3,448	3,352	3,293	3,145	2,862	2,815	26
5,441	5,283	4,295	3,072	3,157	3,230	3,003	2,677	2,652	2,644	2,526	2,435	2,411	27
910	818	809	347	322	311	252	156	163	116	109	60	49	28
-	-	-	-	-	-	-	-	-	-	-	-	-	29
9	9	9	1	-	-	-	-	-	-	-	-	-	30
2,413	2,310	1,773	1,390	1,463	1,470	1,469	1,307	1,295	1,290	1,252	1,234	1,244	31
1,895	1,877	1,440	1,140	1,171	1,251	1,076	1,016	994	1,044	975	968	953	32
-	-	-	-	-	-	-	-	-	-	-	-	-	33
204	203	200	130	137	134	143	134	134	128	124	107	103	34
2	2	-	-	-	-	-	-	-	-	-	-	-	35
-	64	64	64	64	64	63	64	66	66	66	65	61	36
-	-	-	-	-	-	-	-	-	-	-	1	1	37
8	-	-	-	-	-	-	-	-	-	-	-	-	38
258	226	140	1,141	870	760	767	771	700	649	619	427	404	39
938	922	797	732	713	604	525	406	361	342	357	338	340	40
917	901	771	502	473	366	318	281	270	254	268	262	261	41
357	353	305	103	75	68	58	34	30	17	12	8	12	42
309	299	250	194	186	116	103	103	99	95	93	87	87	43
26	26	26	32	32	31	23	24	24	29	27	29	29	44
-	-	-	-	-	-	-	-	-	-	20	20	20	45
225	223	190	173	180	151	134	120	117	113	116	118	113	46
21	21	26	230	240	238	207	125	91	88	89	76	79	47
3,710	3,524	3,028	2,511	2,769	2,714	2,444	2,304	2,219	2,165	2,110	1,997	1,990	48
998	987	717	708	705	706	501	501	500	495	492	487	465	49
1,752	1,666	1,541	1,412	1,319	1,288	1,221	1,107	1,077	1,043	1,018	951	945	50
259	246	234	235	208	186	198	190	155	149	139	116	147	51
1	-	-	-	1	1	-	1	1	1	1	1	1	52
5	5	5	5	5	5	3	3	3	3	3	2	2	53
72	15	12	15	10	10	12	9	9	9	9	9	6	54
623	605	519	536	521	518	509	493	474	465	448	431	424	55
344	342	301	280	272	267	254	255	265	283	316	340	380	56
308	308	281	267	261	257	247	248	253	276	310	327	366	57
21	19	13	6	6	5	2	2	2	1	-	-	1	58
15	15	7	7	5	5	5	5	10	6	6	13	13	59
2,283	2,242	1,900	2,188	2,125	1,842	1,674	1,519	1,426	1,236	1,124	1,038	968	60
2,233	2,191	1,845	2,132	2,070	1,786	1,625	1,473	1,379	1,189	1,077	993	925	61
50	51	55	56	55	56	49	46	47	47	47	45	43	62

Page 141 - Table 89 - (line 40) Airplanes on Hand Overseas
 Total reconnaissance Jun 1946 should be 713 not 716

Table 89.-- AIRPLANES ON HAND OVERSEAS, BY TYPE AND PRINCIPAL MODEL: NOV 1941 TO DEC 1947 -- Continued

Type and Model	1947--Continued									
	Mar	Apr	May	Jun	Jul	Aug	Sep	Oct	Nov	Dec
Total	6,972	6,648	5,922	5,760	5,609	5,329	5,113	5,004	5,030	5,053
<u>Combat Airplanes - Total a/</u>	3,825	3,640	3,231	3,167	3,064	2,931	2,807	2,774	2,809	2,852
1st Line	3,215	2,968	2,756	2,685	2,604	2,510	2,362	2,340	2,390	2,490
2nd Line	610	672	475	482	460	421	445	434	419	362
<u>Very Heavy Bomber - Total a/</u>	124	75	70	69	70	81	-	-	-	-
1st Line	-	-	-	-	-	-	-	-	-	-
B-29	121	72	67	67	67	69	-	-	-	-
2nd Line & Misc.	3	3	3	2	3	12	-	-	-	-
<u>Heavy Bomber - Total a/</u>	387	384	340	337	338	334	-	-	-	-
1st Line - Total	294	286	275	268	258	252	-	-	-	-
B-17	286	279	275	268	258	252	-	-	-	-
B-24	8	7	-	-	-	-	-	-	-	-
2nd Line & Misc.	93	98	65	69	80	82	-	-	-	-
<u>Medium Bomber - Total a/</u>	111	93	89	80	70	53	86	89	88	101
1st Line - Total	42	23	24	23	23	19	-	-	-	-
B-25	41	23	24	23	23	19	-	-	-	-
B-26	1	-	-	-	-	-	-	-	-	-
B-29	-	-	-	-	-	-	57	63	64	80
2nd Line & Misc.	69	70	65	57	47	34	29	26	24	21
<u>Light Bomber - Total a/</u>	243	242	239	234	222	221	560	548	541	533
1st Line	229	231	226	220	208	206	441	430	422	414
A-26	229	231	226	220	208	206	198	199	197	197
B-17	-	-	-	-	-	-	227	226	220	212
B-25	-	-	-	-	-	-	16	5	5	5
2nd Line & Misc.	14	11	13	14	14	15	119	118	119	119
<u>Fighter - Total</u>	2,636	2,525	2,255	2,201	2,117	2,015	1,928	1,916	1,970	1,990
1st Line - Total	2,275	2,110	1,969	1,927	1,857	1,783	1,670	1,660	1,729	1,794
P-38	39	38	1	-	-	-	-	-	-	-
P-40	-	-	-	-	-	-	-	-	-	-
P-47	1,163	968	955	907	877	860	617	794	798	834
P-51	914	952	867	866	832	795	720	712	691	680
P-61	59	93	90	99	94	90	87	85	86	87
P-80	60	59	56	55	54	38	46	69	154	193
P-82	-	-	-	-	-	-	-	-	-	-
2nd Line & Misc.	361	415	286	274	260	232	258	256	241	196
<u>Reconnaissance - Total</u>	324	321	238	246	247	227	233	221	210	228
1st Line - Total	254	246	195	180	191	181	194	187	175	202
F-4, F-5	11	10	7	3	3	-	-	-	-	-
F-6	83	84	40	46	60	61	57	49	39	41
F-13	30	28	21	20	20	20	20	20	20	17
FP-80	20	20	20	19	18	18	18	18	18	25
Other	110	104	107	92	90	82	99	100	98	119
2nd Line & Misc.	70	75	43	66	56	46	39	34	35	26
<u>Transport - Total</u>	1,898	1,850	1,661	1,605	1,577	1,486	1,461	1,451	1,448	1,422
C-46	456	440	290	274	258	249	247	246	245	244
C-47, C-53	875	863	802	778	755	680	644	632	627	624
C-54	161	159	180	180	206	204	220	228	236	222
C-82	-	1	1	1	1	-	-	-	-	-
C-87	2	2	2	1	1	1	-	-	-	-
Other Hq & Med Transport	5	4	4	4	4	3	3	5	6	6
Light Transport	399	381	382	367	352	349	347	340	334	326
<u>Trainer - Total</u>	370	345	346	342	337	316	311	293	287	286
Advanced	356	326	328	324	319	299	292	275	269	268
Basic	1	4	4	4	4	4	4	4	4	4
Primary	13	15	14	14	14	13	15	14	14	14
<u>Communications - Total</u>	879	813	684	646	631	596	534	486	486	493
Liaison	840	776	647	609	594	560	499	452	452	456
Rotary Wing	39	37	37	37	37	36	35	34	34	37

a/ See Table 71 p 109 for revision of classification and redesignation of bombardment types of aircraft, as of September 1947.

Table 90.-- AIRPLANES ON HAND IN EUROPEAN AREA, BY TYPE AND PRINCIPAL MODEL: JUN 1941 TO DEC 1947

(Figures are as of end of month.)

Type and Model	1942			1943			1944			
	Jun	Sep	Dec	Mar	Jun	Sep	Dec	Mar	Jun	Sep
Total	26	762	2,065	3,291	5,928	6,354	8,237	13,163	15,210	17,027
<u>Combat Airplanes - Total</u> . . .	26	638	1,780	2,918	5,212	5,537	7,238	11,341	12,429	13,949
1st Line	17	613	1,744	2,888	5,107	5,371	7,003	10,910	11,522	12,692
2nd Line & Misc.	9	25	36	30	105	166	235	431	907	1,257
<u>Heavy Bomber - Total</u>	17	242	369	558	1,308	1,489	2,263	3,587	4,492	5,379
1st Line - Total	17	241	368	557	1,295	1,448	2,167	3,524	4,226	4,995
B-17	-	155	246	396	1,052	1,148	1,591	1,884	1,786	2,334
B-24	17	86	122	161	243	300	576	1,640	2,440	2,661
2nd Line & Misc.	-	1	1	1	13	41	96	63	266	384
<u>Medium Bomber - Total</u>	-	56	179	317	1,051	1,122	1,084	1,591	1,749	1,772
1st Line - Total	-	56	179	317	1,051	1,121	1,074	1,491	1,471	1,569
B-25	-	55	104	232	438	360	378	361	395	463
B-26	-	1	75	85	613	761	696	1,130	1,076	1,106
2nd Line & Misc.	-	-	-	-	-	1	10	100	278	203
<u>Light Bomber - Total</u>	9	33	59	114	203	155	167	457	557	692
1st Line - Total	-	9	40	101	166	126	134	410	501	617
A-20	-	9	40	101	166	126	134	410	501	549
A-26	-	-	-	-	-	-	-	-	-	68
2nd Line & Misc.	9	24	19	13	37	29	33	47	56	75
<u>Fighter - Total</u>	-	294	1,058	1,797	2,413	2,459	3,456	5,345	5,102	5,416
1st Line - Total	-	294	1,058	1,797	2,394	2,451	3,392	5,179	4,844	4,844
P-38	-	133	302	472	516	389	596	1,048	905	678
P-39	-	-	210	224	350	259	241	375	244	-
P-40	-	59	259	649	717	579	432	298	139	-
P-47	-	-	88	203	341	811	1,514	2,288	2,176	2,457
P-51	-	-	-	51	290	221	399	989	1,284	1,616
Other	-	102	199	198	180	192	210	181	96	93
2nd Line & Misc.	-	-	-	-	19	8	64	166	258	572
<u>Reconnaissance - Total</u>	-	13	115	132	237	312	268	361	529	690
1st Line - Total	-	13	99	116	201	225	236	306	480	667
F-4, F-5	-	13	36	53	48	72	127	160	218	288
F-6	-	-	-	20	27	44	52	101	192	265
Other	-	-	63	43	126	109	57	45	70	114
2nd Line & Misc.	-	-	16	16	36	87	32	55	49	23
<u>Transport - Total</u>	-	124	213	240	585	683	849	1,506	2,036	2,190
C-47, C-53	-	122	211	235	487	520	681	1,268	1,645	1,776
Other Hvy & Med Transport . . .	-	1	1	1	1	2	5	11	25	9
Other Light Transport	-	1	1	4	97	161	163	227	366	405
<u>Trainer - Total</u>	-	-	-	15	16	19	9	17	83	92
Advanced	-	-	-	15	15	15	5	13	80	89
Basic	-	-	-	-	1	1	1	1	-	-
Primary	-	-	-	-	-	3	3	3	3	3
<u>Communications</u>	-	-	-	-	-	-	-	-	-	-
Liaison	-	-	72	118	115	115	141	299	662	796

Table 90.-- AIRPLANES ON HAND IN EUROPEAN AREA, BY TYPE

Type and Model	1944	1945				1946				
	Dec	Mar	Jun	Sep	Dec	Jan	Feb	Mar	Apr	May
Total	17,787	18,367	13,568	8,689	7,553	7,087	6,979	5,916	5,102	4,867
Combat Airplanes - Total	14,261	14,685	10,378	6,194	4,728	4,380	4,322	3,345	2,652	2,495
1st Line	12,707	13,242	9,301	5,490	4,272	4,157	4,103	3,130	2,521	2,373
2nd Line	1,554	1,443	1,077	704	456	223	219	215	131	122
Very Heavy Bomber	-	-	-	1	1	1	1	4	4	4
2nd Line & Misc.	-	-	-	-	-	-	-	-	-	-
Heavy Bomber - Total	5,442	5,662	2,273	1,078	611	600	605	493	318	312
1st Line - Total	4,811	5,072	1,854	1,042	600	591	595	480	306	300
B-17	2,677	2,891	1,604	1,023	595	589	593	477	302	296
B-24	2,134	2,181	250	19	5	2	2	3	4	4
2nd Line & Misc.	631	590	419	36	11	9	10	13	12	12
Medium Bomber - Total	1,617	1,492	1,108	779	673	599	560	201	111	86
1st Line - Total	1,395	1,297	951	678	605	539	500	141	48	25
B-25	375	414	217	-	-	-	-	-	-	-
B-26	1,020	883	734	678	605	539	500	141	48	25
2nd Line & Misc.	222	195	157	101	68	60	60	60	63	61
Light Bomber - Total	845	963	879	142	199	200	203	199	193	188
1st Line - Total	782	889	802	97	180	181	183	182	177	174
A-20	459	395	308	13	10	10	10	9	6	5
A-26	323	494	494	84	170	171	173	173	171	169
2nd Line & Misc.	63	74	77	45	19	19	20	17	16	14
Fighter - Total	5,574	5,806	5,505	3,724	2,798	2,615	2,586	2,091	1,753	1,665
1st Line - Total	4,955	5,268	5,099	3,293	2,528	2,488	2,465	1,977	1,723	1,637
P-38	575	625	518	151	107	106	107	101	101	98
P-39	-	-	2	-	-	-	-	-	-	-
P-47	2,244	2,283	2,183	1,717	1,421	1,415	1,397	958	800	737
P-51	2,039	2,228	2,279	1,345	923	891	893	849	725	711
P-61	-	-	-	-	69	68	68	69	65	59
P-80	-	-	-	-	-	-	-	-	32	32
Other	97	132	117	80	8	8	-	-	-	-
2nd Line & Misc.	619	538	406	431	270	127	121	114	30	28
Reconnaissance - Total	783	762	613	470	446	365	367	357	273	240
1st Line - Total	764	716	595	380	359	358	360	350	267	237
F-4, F-5	352	330	285	130	116	116	116	108	86	36
F-6	296	248	247	211	208	207	210	208	166	164
Other	116	138	63	39	35	35	34	34	15	37
2nd Line & Misc.	19	46	18	90	87	7	7	7	6	3
Transport - Total	2,441	2,490	2,064	1,233	1,131	1,109	987	972	996	953
C-46	1	138	218	10	1	1	1	1	1	1
C-47, C-53	1,954	1,871	1,380	785	735	713	662	671	682	620
C-54	-	-	-	-	-	2	2	4	1	-
C-87	-	-	-	-	-	1	-	-	-	-
Other Hq & Med Transport	53	74	71	78	71	70	13	5	5	5
Other Light Transport	433	407	395	360	324	322	309	291	307	327
Trainer - Total	84	79	104	88	83	79	78	73	70	69
Advanced	81	76	101	86	83	79	78	73	70	69
Basic	-	-	-	-	-	-	-	-	-	-
Primary	3	3	3	2	-	-	-	-	-	-
Communications Liaison	1,001	1,113	1,022	1,174	1,611	1,519	1,592	1,526	1,384	1,350

AND PRINCIPAL MODEL: JUN 1941 TO DEC 1947 -- Continued

Type and Model	1946							1947		
	Jun	Jul	Aug	Sep	Oct	Nov	Dec	Jan	Feb	Mar
Total	4,255	3,921	3,546	3,394	3,103	2,939	2,700	2,558	2,431	2,275
Combat Airplanes - Total	2,180	1,938	1,808	1,776	1,667	1,598	1,489	1,443	1,387	1,299
1st Line	2,099	1,876	1,760	1,739	1,633	1,565	1,456	1,422	1,366	1,279
2nd Line & Misc	81	62	48	37	34	33	33	21	21	20
Very Heavy Bomber										
2nd Line & Misc	4	4	1	1	1	1	1	1	1	1
Heavy Bomber - Total	337	297	243	231	174	156	152	151	149	149
1st-Line	328	290	242	230	173	155	151	150	148	148
B-17	327	289	242	230	173	155	151	150	148	148
B-24	1	1	-	-	-	-	-	-	-	-
2nd Line & Misc	9	7	1	1	1	1	1	1	1	1
Medium Bomber - Total	37	32	27	26	26	20	19	15	15	15
1st-Line	8	8	6	6	6	1	1	1	1	1
B-26	8	8	6	6	6	1	1	1	1	1
2nd Line & Misc	29	24	21	20	20	19	18	14	14	14
Light Bomber - Total	179	166	133	132	129	121	121	120	99	99
1st Line - Total	166	156	123	131	128	120	120	-	-	-
A-20	5	5	5	5	5	1	1	1	-	-
A-26	161	151	118	126	123	119	119	119	99	99
2nd Line & Misc	13	10	10	1	1	1	1	-	-	-
Fighter - Total	1,495	1,339	1,309	1,293	1,259	1,229	1,126	1,086	1,053	967
1st Line - Total	1,471	1,322	1,294	1,279	1,248	1,218	1,114	1,081	1,048	963
P-38	98	16	11	11	5	-	-	-	-	-
P-47	724	711	702	695	689	683	647	645	642	591
P-51	558	503	490	485	469	451	384	356	335	303
P-61	59	60	59	56	53	52	51	48	43	41
P-80	32	32	32	32	32	32	32	32	28	28
Other	-	-	-	-	-	-	-	-	-	-
2nd Line & Misc	24	17	15	14	11	11	12	5	5	4
Reconnaissance - Total	128	100	95	93	78	71	70	70	70	68
1st Line - Total	126	100	95	93	78	71	70	-	-	-
F-4, F-5	33	20	17	17	5	-	-	-	-	-
F-6	92	79	77	75	72	69	68	68	68	66
Other	1	1	1	1	1	2	2	2	2	2
2nd Line & Misc	2	-	-	-	-	-	-	-	-	-
Transport - Total	944	937	866	846	822	794	763	714	701	669
C-46	1	1	1	1	1	-	-	-	-	-
C-47, C-53	583	564	518	497	483	470	446	407	401	384
C-54	-	-	-	-	1	1	1	1	1	1
Other Hq & Med Transport	5	5	5	5	5	5	5	5	2	2
Other Light Transport	355	367	342	343	332	318	311	301	297	282
Trainer - Total										
Advanced	69	63	64	63	63	60	60	58	58	56
Communications										
Liaison	1,062	983	808	709	551	487	388	343	285	252

Table 90.-- AIRPLANES ON HAND IN EUROPEAN AREA, BY TYPE AND PRINCIPAL MODEL: JUN 1947 TO DEC 1947--Continued

Type and Model	1947 (Continued)								
	Apr	May	Jun	Jul	Aug	Sep	Oct	Nov	Dec
Total	2,160	2,070	2,020	1,992	1,997	1,924	1,903	1,896	1,887
<u>Combat Airplanes - Total a/</u>	1,266	1,188	1,152	1,133	1,137	1,076	1,060	1,039	1,033
1st Line	1,245	1,167	1,131	1,120	1,124	1,065	1,049	1,027	1,021
2nd Line & Misc	21	21	21	13	13	11	11	12	12
<u>Very Heavy Bomber a/</u>									
2nd Line & Misc	1	1	1	1	1				
<u>Heavy Bomber - Total a/</u>	148	147	148	148	148				
1st Line	147	146	147	147	147				
B-17	147	146	147	147	147				
2nd Line & Misc	1	1	1	1	1				
<u>Medium Bomber - Total a/</u>	15	15	15	7	7	1	1	1	1
1st Line						1	1	1	1
B-29						1	1	1	1
2nd Line & Misc	15	15	15	7	7	-	-	-	-
<u>Light Bomber - Total a/</u>	99	99	99	99	99	251	251	251	249
1st Line - Total	99	99	99	99	99	243	243	242	240
A-26	99	99	99	99	99	96	96	95	95
B-17						147	147	147	145
2nd Line & Misc	-	-	-	-	-	8	8	9	9
<u>Fighter - Total</u>	935	897	861	850	854	800	791	770	765
1st Line - Total	931	893	857	846	850	797	788	767	762
P-47	574	564	558	558	562	562	558	554	554
P-51	294	285	281	270	270	217	212	195	190
P-61	36	19	18	18	18	18	18	18	18
P-80	27	25	-	-	-	-	-	-	-
2nd Line & Misc	4	4	4	4	4	3	3	3	3
<u>Reconnaissance - Total</u>	68	29	28	28	28	24	17	17	18
1st Line - Total	68	29	28	28	28	24	17	17	18
F-6	66	27	26	26	26	22	14	14	14
Other	2	2	2	2	2	2	3	3	4
2nd Line & Misc	-	-	-	-	-	-	-	-	-
<u>Transport - Total</u>	644	639	634	625	628	620	613	612	597
C-47, C-53	377	371	369	365	367	358	356	357	350
C-54	1	1	1	2	2	3	3	3	3
Other Hv & Med Transport	2	2	2	2	2	2	2	2	2
Other Light Transport	264	265	262	256	257	257	252	250	242
<u>Trainer</u>									
Advanced	54	53	49	49	47	45	45	45	45
<u>Communications</u>									
Liaison	196	190	185	185	185	183	185	200	212

a/ See Table 71 p 109 for revision of classification and redesignation of bombardment types of aircraft, as of September 1947.

Table 91.-- AIRPLANES ON HAND IN CHINA AREA, BY TYPE AND PRINCIPAL MODEL: MAR 1942 TO DEC 1947

(Figures are as of end of month.)

Type and Model	1942				1943				1944				1945	
	Mar	Jun	Sep	Dec	Mar	Jun	Sep	Dec	Mar	Jun	Sep	Dec	Mar	Jun
Total	23	136	226	271	473	453	722	933	1,544	2,037	2,792	3,076	3,192	3,175
<u>Combat Airplanes - Total</u>	23	96	173	270	442	411	626	731	1,188	1,590	1,990	1,947	2,079	1,957
1st Line	23	96	165	266	435	408	625	730	1,187	1,567	1,839	1,692	1,832	1,719
2nd Line	-	-	8	4	7	3	1	1	1	23	151	255	247	238
<u>Very Heavy Bomber</u>	-	-	-	-	-	-	-	-	-	133	163	156	142	1
1st Line	-	-	-	-	-	-	-	-	-	-	-	-	-	-
B-29	-	-	-	-	-	-	-	-	-	133	163	156	142	1
<u>Heavy Bomber - Total</u>	10	24	12	32	84	98	112	167	134	118	141	149	170	202
1st Line	10	24	12	32	84	98	112	167	134	115	129	115	135	173
B-17	10	19	10	10	10	4	2	-	-	-	-	-	-	-
B-24	-	5	2	22	74	94	110	167	134	115	129	115	135	173
2nd Line & Misc	-	-	-	-	-	-	-	-	-	3	12	34	35	29
<u>Medium Bomber - Total</u>	5	17	24	43	56	115	92	84	237	256	340	339	332	276
1st Line	5	17	24	43	56	115	92	84	237	256	312	259	244	186
B-25	5	17	24	43	56	115	92	84	237	256	312	259	244	186
2nd Line & Misc	-	-	-	-	-	-	-	-	-	-	28	80	88	90
<u>Light Bomber</u>	-	-	-	-	-	-	-	-	-	-	-	-	-	-
1st Line	-	-	-	-	-	-	-	-	-	-	-	-	-	-
A-26	-	-	-	-	-	-	-	-	-	-	-	-	-	8
<u>Fighter - Total</u>	8	55	137	184	290	178	394	422	737	969	1,202	1,117	1,200	1,236
1st Line - Total	8	55	129	180	283	175	394	422	737	950	1,094	982	1,099	1,149
P-38	-	-	-	-	-	-	21	42	64	58	80	94	200	290
P-40	8	55	129	180	283	175	296	280	384	334	204	75	31	16
P-47	-	-	-	-	-	-	-	-	100	354	458	397	367	317
P-51	-	-	-	-	-	-	77	100	189	204	330	383	465	472
Other	-	-	-	-	-	-	-	-	-	-	22	33	36	54
2nd Line & Misc	-	-	8	4	7	3	-	-	-	19	108	135	101	87
<u>Reconnaissance - Total</u>	-	-	-	11	12	20	28	58	80	114	144	186	235	234
1st Line - Total	-	-	-	11	12	20	27	57	79	113	141	180	212	202
F-4, F-5	-	-	-	11	12	20	24	14	24	41	71	93	94	104
F-6	-	-	-	-	-	-	-	-	-	8	8	33	73	68
F-13	-	-	-	-	-	-	-	-	-	-	-	6	5	-
Other	-	-	-	-	-	-	3	43	55	64	62	48	40	30
2nd Line & Misc	-	-	-	-	-	-	1	1	1	1	3	6	23	32
<u>Transport - Total</u>	-	40	53	1	14	15	33	79	131	265	484	555	597	714
C-46	-	-	-	-	-	-	-	-	-	-	-	92	139	284
C-47, C-53	-	38	51	-	13	14	29	60	82	198	365	365	360	337
Other Hq & Med Trans	-	2	1	-	1	1	4	4	4	4	35	3	7	6
Other Light Trans	-	-	1	1	-	-	15	45	45	63	84	95	91	87
<u>Trainer - Total</u>	-	-	-	-	14	9	30	23	20	19	32	116	98	78
Advanced	-	-	-	-	-	-	4	3	1	1	11	35	29	28
Basic	-	-	-	-	-	-	-	-	-	-	-	30	29	27
Primary	-	-	-	-	14	9	26	20	19	18	21	51	40	23
<u>Communications</u>	-	-	-	-	3	18	33	100	205	163	286	458	418	426
Liaison	-	-	-	-	3	18	33	100	205	163	286	458	418	426

Table 91.-- AIRPLANES ON HAND IN CHINA AREA, BY TYPE AND PRINCIPAL MODEL: MAY 1942 TO DEC 1947 -- Continued

Type and Model	1945		1946								
	Sep	Dec	Jan	Feb	Mar	Apr	May	Jun	Jul	Aug	Sep
Total	3,056	1,861	1,609	1,390	1,276	238	232	73	74	75	73
Combat Airplanes - Total	1,799	562	525	509	477	11	11	-	-	-	-
1st Line	1,577	535	505	491	462	7	7	-	-	-	-
2nd Line	222	27	20	18	15	4	4	-	-	-	-
Heavy Bomber - Total	120	5	6	5	5	-	-	-	-	-	-
1st Line - Total	48	5	6	5	5	-	-	-	-	-	-
B-17	-	-	1	-	-	-	-	-	-	-	-
B-24	48	5	5	5	5	-	-	-	-	-	-
2nd Line & Misc	72	-	-	-	-	-	-	-	-	-	-
Medium Bomber - Total	213	73	62	61	59	11	11	-	-	-	-
1st Line - Total	149	53	48	48	47	7	7	-	-	-	-
B-25	149	53	47	47	47	7	7	-	-	-	-
B-26	-	-	1	1	-	-	-	-	-	-	-
2nd Line & Misc	64	20	14	13	12	4	4	-	-	-	-
Light Bomber - Total	95	1	-	-	-	-	-	-	-	-	-
1st Line	94	1	-	-	-	-	-	-	-	-	-
A-26	94	1	-	-	-	-	-	-	-	-	-
2nd Line & Misc	1	-	-	-	-	-	-	-	-	-	-
Fighter - Total	1,194	402	387	379	362	-	-	-	-	-	-
1st Line - Total	1,126	396	381	374	359	-	-	-	-	-	-
P-38	213	3	3	3	2	-	-	-	-	-	-
P-40	10	-	-	-	-	-	-	-	-	-	-
P-47	252	108	105	100	100	-	-	-	-	-	-
P-51	604	284	272	270	257	-	-	-	-	-	-
P-61	-	-	-1	-1	-	-	-	-	-	-	-
Other	47	1	-	-	-	-	-	-	-	-	-
2nd Line & Misc	68	6	6	5	3	-	-	-	-	-	-
Reconnaissance - Total	177	81	70	64	51	-	-	-	-	-	-
1st Line - Total	160	80	70	64	51	-	-	-	-	-	-
F-4, F-5	69	32	30	26	26	-	-	-	-	-	-
F-6	59	33	31	30	25	-	-	-	-	-	-
Other	32	15	9	8	-	-	-	-	-	-	-
2nd Line & Misc	17	1	-	-	-	-	-	-	-	-	-
Transport - Total	827	974	825	648	611	218	214	71	72	73	71
C-46	357	629	507	376	365	95	96	4	4	4	4
C-47, C-53	276	261	245	209	201	117	116	67	67	68	66
C-54	-	-	-1	-	-	-	-	-	1	1	1
C-87	-	-	3	2	2	2	2	-	-	-	-
Other Hvy & Med Transport	100	9	1	-	-	-	-	-	-	-	-
Other Light Transport	94	75	68	61	43	4	-	-	-	-	-
Trainer - Total	82	65	56	54	54	5	5	-	-	-	-
Advanced	49	40	39	38	38	2	2	-	-	-	-
Basic	19	11	8	7	7	3	3	-	-	-	-
Primary	14	14	9	9	9	-	-	-	-	-	-
Communications											
Liaison	348	260	203	179	134	4	2	2	2	2	2

Type and Model	1946			1947											
	Oct	Nov	Dec	Jan	Feb	Mar	Apr	May	Jun	Jul	Aug	Sep	Oct	Nov	Dec
Total	75	81	80	87	87	78	77	77	76	73	38	33	33	34	33
Transport - Total	73	73	72	73	73	68	67	67	67	66	31	31	31	32	31
C-46	4	4	4	4	4	3	3	3	3	3	-	-	-	-	-
C-47, C-53	67	67	65	66	66	62	62	62	62	62	30	30	30	30	30
C-54	2	2	3	3	3	3	2	2	2	1	1	1	1	2	1
Communications															
Liaison	2	8	8	14	14	10	10	10	9	7	7	2	2	2	2

Table 92.-- AIRPLANES ON HAND IN CARIBBEAN AREA, BY TYPE AND PRINCIPAL MODEL: DEC 1941 TO DEC 1947

(Figures are as of end of month.)

Type and Model	1941	1942				1943				1944			
	Dec	Mar	Jun	Sep	Dec	Mar	Jun	Sep	Dec	Mar	Jun	Sep	Dec
Total	359	384	382	539	539	540	566	599	574	542	459	443	482
Combat Airplanes - Total	345	367	354	426	426	416	423	465	454	416	327	305	326
1st Line	192	221	220	278	282	279	314	374	352	315	263	265	275
2nd Line & Misc.	153	146	134	148	144	137	109	91	102	101	64	40	51
Heavy Bomber - Total	8	26	39	44	51	51	46	46	43	49	47	62	71
1st Line - Total	8	16	23	29	38	38	35	38	34	40	46	60	69
B-17	8	16	23	22	20	17	17	12	9	9	5	-	-
B-24	-	-	-	7	18	21	18	26	25	31	41	60	69
2nd Line & Misc.	-	10	16	15	13	13	11	8	9	9	1	2	2
Medium Bomber - Total	69	62	57	65	65	62	56	69	97	45	27	23	18
1st Line	-	-	-	-	-	-	-	32	78	26	11	9	8
B-25	-	-	-	-	-	-	-	32	78	26	11	9	8
2nd Line & Misc.	69	62	57	65	65	62	56	37	19	19	16	14	10
Light Bomber - Total	15	13	12	12	12	9	6	6	5	5	5	4	4
1st Line	12	10	9	9	9	6	6	-	-	-	-	-	-
A-20	12	10	9	9	9	6	6	-	-	-	-	-	-
2nd Line & Misc.	3	3	3	3	3	3	-	6	5	5	5	4	4
Fighter - Total	231	236	221	272	262	260	269	278	262	271	214	185	205
1st Line - Total	172	195	188	240	235	235	261	270	220	230	195	184	186
P-38	-	-	-	-	-	-	-	-	-	-	-	-	20
P-39	44	84	101	153	149	159	193	185	167	183	151	142	130
P-40	128	111	87	82	79	75	67	85	53	47	44	42	36
Other.	-	-	-	5	7	1	1	-	-	-	-	-	-
2nd Line & Misc.	59	41	33	32	27	25	8	8	42	41	19	1	19
Reconnaissance - Total	22	30	25	33	36	34	46	66	47	46	34	31	28
1st Line -	-	-	-	-	-	-	12	34	20	19	11	12	12
Other.	-	-	-	-	-	-	12	34	20	19	11	12	12
2nd Line & Misc.	22	30	25	33	36	34	34	32	27	27	23	19	16
Transport - Total	-	-	10	34	38	46	59	60	56	60	74	80	85
C-47, C-53	-	-	3	6	6	6	8	7	8	7	11	19	24
Other Hv & Med Transport	-	-	7	18	18	19	17	15	16	15	15	8	7
Other Light Transport	-	-	-	10	14	21	34	38	32	38	48	53	54
Trainer - Total	8	6	8	6	6	6	18	16	14	18	15	17	35
Advanced	5	6	8	6	6	6	6	5	4	9	8	10	28
Basis.	3	-	-	-	-	-	12	11	10	9	7	7	7
Communications													
Liaison.	6	11	10	73	69	72	66	58	50	48	43	41	36

Table 92.-- AIRPLANES ON HAND IN CARIBBEAN AREA, BY TYPE

Line No.	Type and Model	1945				1946					
		Mar	Jun	Sep	Dec	Jan	Feb	Mar	Apr	May	Jun
1	<u>Total</u>	<u>451</u>	<u>514</u>	<u>478</u>	<u>427</u>	<u>425</u>	<u>237</u>	<u>259</u>	<u>267</u>	<u>260</u>	<u>282</u>
2	<u>Combat Airplanes-Total</u> a/	<u>288</u>	<u>349</u>	<u>316</u>	<u>278</u>	<u>284</u>	<u>100</u>	<u>124</u>	<u>138</u>	<u>143</u>	<u>147</u>
3	1st Line	240	329	297	248	254	77	98	105	110	116
4	2nd Line & Misc	48	20	19	30	30	23	26	33	33	31
5	<u>Very Heavy Bomber</u> a/	-	-	-	-	-	-	-	-	-	-
6	2nd Line & Misc.	-	-	-	-	-	-	-	-	-	-
7	<u>Heavy Bomber-Total</u> a/	<u>72</u>	<u>75</u>	<u>77</u>	<u>62</u>	<u>78</u>	<u>57</u>	<u>74</u>	<u>73</u>	<u>74</u>	<u>73</u>
8	1st Line-Total	68	70	72	42	62	49	63	60	63	63
9	B-17	-	-	-	5	47	48	63	60	63	63
10	B-24	68	70	72	37	15	1	-	-	-	-
11	2nd Line & Misc.	4	5	5	20	16	8	11	13	11	10
12	<u>Medium Bomber-Total</u> a/	<u>17</u>	<u>7</u>	<u>7</u>	<u>7</u>	<u>17</u>	<u>16</u>	<u>16</u>	<u>16</u>	<u>17</u>	<u>17</u>
13	1st Line	7	7	6	6	6	4	4	4	4	4
14	B-25	7	7	6	6	6	4	4	4	4	4
15	2nd Line & Misc.	10	-	1	1	11	12	12	12	13	13
16	<u>Light Bomber-Total</u> a/	-	-	-	-	-	-	-	-	-	-
17	1st Line	-	-	-	-	-	-	-	-	-	-
18	B-17	-	-	-	-	-	-	-	-	-	-
19	Other.	-	-	-	-	-	-	-	-	-	-
20	2nd Line & Misc.	-	-	-	-	-	-	-	-	-	-
21	<u>Fighter-Total</u>	<u>172</u>	<u>231</u>	<u>159</u>	<u>192</u>	<u>175</u>	<u>13</u>	<u>20</u>	<u>30</u>	<u>33</u>	<u>40</u>
22	1st Line-Total	154	231	199	192	175	13	20	30	33	40
23	P-38	34	199	194	192	173	-	-	-	-	-
24	P-39	96	26	5	-	-	-	-	-	-	-
25	P-40	24	6	-	-	-	-	-	-	-	-
26	P-47	-	-	-	-	2	13	20	30	33	40
27	P-61	-	-	-	-	-	-	-	-	-	-
28	P-80	-	-	-	-	-	-	-	-	-	-
29	2nd Line & Misc.	18	-	-	-	-	-	-	-	-	-
30	<u>Reconnaissance-Total</u>	<u>27</u>	<u>36</u>	<u>33</u>	<u>17</u>	<u>14</u>	<u>14</u>	<u>14</u>	<u>19</u>	<u>19</u>	<u>17</u>
31	1st Line-Total	11	21	20	8	11	11	11	11	10	9
32	F-4, F-5	-	8	8	8	8	8	8	8	7	7
33	Other.	11	13	12	-	3	3	3	3	3	2
34	2nd Line & Misc.	16	15	13	9	3	3	3	8	9	8
35	<u>Transport-Total</u>	<u>91</u>	<u>96</u>	<u>98</u>	<u>97</u>	<u>98</u>	<u>58</u>	<u>100</u>	<u>94</u>	<u>86</u>	<u>105</u>
36	C-46	4	4	4	4	4	4	4	3	3	3
37	C-47, C-53	25	30	33	45	45	46	49	44	44	61
38	C-54	-	-	-	-	-	-	-	-	-	3
39	Other Hv & Med Transport	7	5	6	2	3	2	2	2	2	2
40	Other Light Transport.	55	57	55	46	46	46	45	45	37	36
41	<u>Trainer-Total</u>	<u>35</u>	<u>46</u>	<u>45</u>	<u>41</u>	<u>32</u>	<u>29</u>	<u>26</u>	<u>26</u>	<u>23</u>	<u>23</u>
42	Advanced	29	35	31	27	18	17	17	17	16	16
43	Basic.	6	6	9	9	9	7	4	4	2	2
44	Primary.	5	5	5	5	5	5	5	5	5	5
45	<u>Communications-Total</u>	<u>37</u>	<u>23</u>	<u>19</u>	<u>11</u>	<u>11</u>	<u>10</u>	<u>9</u>	<u>9</u>	<u>8</u>	<u>7</u>
46	Liaison.	37	23	19	11	11	10	9	9	8	7
47	Rotary Wing.	-	-	-	-	-	-	-	-	-	-

a/ See Table 71 p 109 for revision of classification and redesignation of bombardment types of aircraft,

AND PRINCIPAL MODEL: DEC 1941 TO DEC 1947 -- Continued

1946 (Contd)						1947											Line No.	
Jul	Aug	Sep	Oct	Nov	Dec	Jan	Feb	Mar	Apr	May	Jun	Jul	Aug	Sep _{a/}	Oct	Nov		Dec
291	285	310	303	279	275	261	281	294	314	325	325	341	316	323	325	328	347	1
148	141	149	157	136	133	131	144	151	169	180	170	167	149	159	170	161	177	2
120	120	124	129	112	108	106	118	116	134	137	125	122	107	117	129	114	129	3
28	21	25	28	24	25	25	26	35	35	43	45	45	42	42	41	47	48	4
1	1	1	1	1	1	1	1	1	1	1	1	1	1	1				5
1	1	1	1	1	1	1	1	1	1	1	1	1	1	1				6
75	70	72	75	62	58	50	48	42	40	39	39	39	37					7
65	62	65	66	52	49	38	34	24	19	16	14	14	13					8
65	62	64	66	52	49	38	34	24	19	16	14	14	13					9
-	-	-	-	-	-	-	-	-	-	-	-	-	-					10
10	8	8	9	10	9	12	14	18	21	23	25	25	24					11
17	12	14	15	10	10	9	9	14	14	16	15	15	13	1	1	1	1	12
4	4	2	2	2	2	2	1	1	1	1	-	-	-	-	-	-	-	13
4	4	2	2	2	2	2	1	1	1	1	-	-	-	-	-	-	-	14
13	8	12	13	8	8	7	8	13	13	15	15	15	13	1	1	1	1	15
-	-	-	2	1	-	-	-	-	-	4	4	4	4	51	49	49	50	16
-	-	-	2	1	-	-	-	-	-	-	-	-	-	10	9	3	3	17
-	-	-	2	1	-	-	-	-	-	-	-	-	-	10	9	3	3	18
-	-	-	-	-	-	-	-	-	-	-	-	-	-	-	-	-	-	19
-	-	-	-	-	-	-	-	-	-	4	4	4	4	41	40	46	47	20
41	44	48	49	47	47	46	58	65	87	87	71	58	48	61	75	74	92	21
41	44	48	49	47	47	46	58	65	87	87	71	58	48	61	75	74	92	22
-	-	-	-	-	-	-	-	-	-	-	-	-	-	-	-	-	-	23
-	-	-	-	-	-	-	-	-	-	-	-	-	-	-	-	-	-	24
-	-	-	-	-	-	-	-	-	-	-	-	-	-	-	-	-	-	25
41	44	48	49	47	47	46	58	65	74	74	58	45	35	31	26	5	2	26
-	-	-	-	-	-	-	-	-	13	13	13	13	13	13	13	13	13	27
-	-	-	-	-	-	-	-	-	-	-	-	-	-	17	36	56	77	28
-	-	-	-	-	-	-	-	-	-	-	-	-	-	-	-	-	-	29
14	14	14	15	15	17	25	28	29	27	33	40	50	46	46	45	37	34	30
9	9	9	9	9	9	20	25	26	27	33	40	50	46	46	45	37	34	31
7	7	7	7	7	7	3	7	7	7	7	3	3	3	-	-	-	-	32
2	2	2	2	2	2	17	18	19	20	26	37	47	46	46	45	37	34	33
5	5	5	6	6	8	5	3	3	-	-	-	-	-	-	-	-	-	34
114	114	128	118	116	115	104	112	111	109	115	126	135	129	126	127	129	128	35
3	3	3	3	3	3	3	3	3	3	3	3	3	-	-	-	-	-	36
68	67	76	74	73	73	67	70	72	69	73	74	74	75	74	73	74	74	37
4	5	6	6	6	5	5	5	5	5	7	13	22	22	22	24	25	25	38
2	2	2	2	2	2	1	2	1	1	1	1	1	1	-	-	-	-	39
37	37	41	33	32	32	28	32	30	31	31	35	35	32	30	30	30	29	40
21	22	24	20	19	19	18	18	19	21	26	25	25	22	22	22	22	22	41
15	16	18	18	18	18	17	17	17	16	21	20	20	18	18	18	18	18	42
1	1	1	-	-	-	-	-	1	4	4	4	4	4	4	4	4	4	43
5	5	5	2	1	1	1	1	1	1	1	1	1	-	-	-	-	-	44
8	8	9	8	8	8	8	7	13	15	14	14	14	16	16	16	16	20	45
6	6	7	6	6	6	6	5	11	13	12	12	12	13	13	13	13	16	46
2	2	2	2	2	2	2	2	2	2	2	2	2	3	3	3	3	4	47

as of September 1947.

TYPE AND PRINCIPAL MODEL: NOV 1941 TO DEC 1947

end of month)

1944 (Contd)			1945				1946										Line No.
Jun	Sep	Dec	Mar	Jun	Sep	Dec	Jan	Feb	Mar	Apr	May	Jun	Jul	Aug	Sep	Oct	
4,323	4,882	5,167	5,803	7,673	8,241	6,057	5,966	5,834	5,801	5,685	5,463	5,510	5,414	4,824	4,607	4,407	1
3,575	3,947	3,879	4,531	5,953	6,338	4,410	4,387	4,241	4,018	3,946	3,739	3,747	3,657	3,187	3,003	2,846	2
3,125	3,241	3,279	4,039	5,371	5,695	3,720	3,804	3,695	2,035	1,982	2,064	2,165	2,077	1,618	1,584	1,625	3
450	706	600	492	582	643	690	583	546	1,983	1,964	1,675	1,582	1,580	1,569	1,419	1,221	4
-	-	192	463	887	1,026	350	364	358	274	205	138	125	123	122	123	121	5
-	-	189	460	877	1,003	342	358	352	270	203	137	125	123	122	122	120	6
-	-	189	460	877	1,003	342	358	352	270	203	137	125	123	122	122	120	7
-	-	3	3	10	23	8	6	6	4	2	1	-	-	-	1	1	8
809	849	775	835	893	872	147	252	244	213	205	200	195	209	212	193	213	9
714	730	632	717	762	709	93	189	179	120	118	119	117	120	49	50	54	10
-	-	-	-	-	-	-	85	83	58	58	57	55	53	48	49	52	11
714	730	632	717	762	704	93	104	96	62	60	62	62	67	1	1	2	12
-	-	-	-	5	-	-	-	-	-	-	-	-	-	-	-	-	13
95	119	143	118	131	163	54	63	65	93	87	81	78	89	163	143	199	14
580	703	574	519	542	515	459	465	459	428	419	405	419	429	369	367	368	15
540	516	429	397	404	374	152	157	153	94	89	73	71	64	18	14	12	16
540	516	429	397	404	374	152	157	153	94	89	73	71	64	18	14	12	17
-	-	-	-	-	-	-	-	-	-	-	-	-	-	-	-	-	18
-	-	-	-	-	-	-	-	-	-	-	-	-	-	-	-	-	19
40	187	145	122	138	141	307	308	306	334	330	332	348	365	351	353	358	20
294	391	316	233	481	444	353	350	347	334	328	302	301	302	304	283	137	21
282	370	270	196	437	377	298	301	300	119	118	118	136	139	130	130	128	22
282	370	270	196	298	223	160	158	157	28	28	1	1	1	-	-	-	23
-	-	-	-	139	154	138	143	143	91	90	117	135	134	130	130	128	24
12	21	46	37	44	67	55	49	47	215	210	184	165	167	174	153	9	25
1,683	1,736	1,777	2,163	2,677	2,857	2,551	2,516	2,402	2,346	2,371	2,279	2,321	2,224	1,921	1,824	1,792	26
1,403	1,433	1,545	2,012	2,516	2,743	2,406	2,372	2,292	1,228	1,254	1,432	1,541	1,468	1,160	1,139	1,179	27
469	598	578	610	685	727	643	652	611	152	151	127	158	145	54	56	52	28
22	-	-	-	-	-	-	-	-	-	-	-	-	-	-	-	-	29
80	126	67	59	35	9	9	9	9	1	-	-	-	-	-	-	-	30
779	631	468	520	777	965	859	856	831	581	582	653	631	666	507	500	500	31
-	-	298	684	844	866	752	722	709	424	421	553	645	545	491	477	524	32
-	-	-	-	-	-	-	133	132	70	68	76	75	81	76	74	71	33
-	-	-	-	-	-	-	-	-	-	32	32	32	31	32	32	32	34
53	78	134	139	175	176	143	-	-	-	-	-	-	-	-	-	-	35
280	303	232	151	161	114	145	144	110	1,118	1,117	847	780	756	761	685	613	36
209	268	245	318	473	624	550	440	431	423	418	415	386	370	299	213	215	37
186	192	214	257	375	489	429	427	419	204	200	185	175	167	139	129	132	38
80	106	96	101	195	175	157	202	201	60	59	35	34	34	10	5	5	39
-	6	22	44	48	72	68	68	61	30	30	27	27	26	24	24	40	40
-	-	11	25	26	51	41	26	26	24	24	24	23	23	23	23	22	41
106	80	85	87	106	191	163	131	131	90	87	99	91	84	80	77	81	42
23	76	31	61	98	135	121	13	12	219	218	230	211	203	120	84	83	43
646	742	882	958	1,113	1,176	1,067	1,025	1,010	916	881	882	899	896	825	813	791	44
-	4	145	265	433	539	502	498	497	493	491	491	496	489	489	485	479	45
561	638	631	584	547	504	430	409	389	315	290	292	297	297	232	227	215	46
-	-	-	-	-	-	-	7	14	16	14	22	21	25	31	29	26	47
-	-	-	-	-	-	-	2	2	2	2	2	2	2	2	2	2	48
2	10	17	22	27	30	25	1	1	3	1	1	3	3	1	1	1	49
83	90	89	87	106	103	110	108	107	87	83	73	80	80	70	69	68	50
14	15	28	25	63	71	100	118	133	129	129	125	126	121	122	120	116	51
14	15	17	15	54	65	94	113	128	128	128	124	125	120	121	119	116	52
-	-	11	10	9	6	6	5	5	1	1	1	1	1	1	1	-	53
88	178	378	289	344	656	480	436	450	738	729	717	738	740	690	671	654	54
88	178	378	289	344	656	480	398	412	703	698	686	704	706	659	639	622	55
-	-	-	-	-	-	-	38	38	35	31	31	34	34	31	32	32	56

Table 93.-- AIRPLANES ON HAND IN PACIFIC AREA, BY TYPE AND PRINCIPAL MODEL: NOV 1941 TO DEC 1947 -- Continued

Type and Model	1946 Contd		1947											
	Nov	Dec	Jan	Feb	Mar	Apr	May	Jun	Jul	Aug	Sep	Oct	Nov	Dec
Total	3787	3308	3521	3455	3386	2927	2656	2599	2473	2316	2227	2149	2123	2118
<u>Combat Airplanes-Total</u>	2295	1961	2096	2033	1964	1761	1575	1557	1489	1400	1359	1344	1340	1356
1st Line	1502	1317	1479	1472	1281	1283	1177	1170	1122	1064	993	989	1000	1072
2nd Line & Misc.	793	644	617	561	683	478	398	387	367	336	366	355	340	284
<u>Very Heavy Bomber-Totals</u> a/	110	96	97	95	84	66	60	59	58	62				
1st Line	109	95	96	94	83	65	59	59	58	53				
B-29	109	95	96	94	83	65	59	59	58	53				
2nd Line & Misc	1	1	1	1	1	1	1	-	-	9				
<u>heavy Bomber-Total a/</u>	142	113	117	114	113	109	71	71	69	75				
1st Line-Total	52	57	51	51	50	49	45	47	41	41				
B-17	50	55	50	50	49	49	45	47	41	41				
B-24	2	2	1	1	1	-	-	-	-	-				
2nd Line & Misc	90	56	66	63	63	60	26	24	28	34				
<u>Medium Bomber-Total a/</u>	189	112	75	42	35	35	25	25	23	12	62	58	45	44
1st Line-Total	12	9	7	5	-	-	1	1	1	1	36	36	25	25
B-25	12	9	7	5	-	-	1	1	1	1				
B-29	-	-	-	-	-	-	-	-	-	-	36	36	25	25
2nd Line & Misc	177	103	68	37	35	35	24	24	22	11	26	22	20	19
<u>Light Bomber-Total a/</u>	136	132	134	132	131	125	121	120	110	109	192	193	193	183
1st Line-Total	107	111	108	123	125	119	114	113	103	101	146	147	146	137
A-20	-	-	-	-	-	-	-	-	-	-	-	-	-	-
A-26	107	111	108	123	125	119	114	113	103	101	98	99	98	98
B-17	-	-	-	-	-	-	-	-	-	-	48	48	48	39
2nd Line & Misc	29	21	26	9	6	6	7	7	7	8	46	46	47	46
<u>Fighter-Total</u>	1533	1329	1457	1438	1391	1226	1136	1126	1068	994	964	956	966	986
1st Line-Total	1108	938	1071	1056	891	930	866	857	813	766	709	703	728	793
P-38	5	4	1	1	1	1	-	-	-	-	-	-	-	-
P-40	-	-	-	-	-	-	-	-	-	-	-	-	-	-
P-47	486	414	462	455	309	299	273	270	252	245	210	208	237	276
P-51	528	456	519	512	493	541	507	505	482	446	427	425	421	414
P-61	59	34	59	58	58	59	57	53	51	48	46	44	44	46
P-80	30	30	30	30	30	30	29	29	28	27	26	26	26	57
Other	-	-	-	-	-	-	-	-	-	-	-	-	-	-
2nd Line & Misc	425	391	386	382	500	296	270	269	255	228	255	253	238	193
<u>Reconnaissance-Total</u>	185	179	216	212	210	200	162	156	161	148	141	137	136	143
1st Line-Total	114	107	146	143	132	120	92	93	106	102	102	103	101	117
F-4, F-5	5	4	4	4	4	7	7	10	14	15	15	15	15	23
F-6	19	19	18	17	8	7	7	10	14	15	15	15	15	23
F-13	22	22	22	22	22	17	11	12	12	11	11	11	11	9
Other	68	62	102	100	98	96	74	71	80	76	76	77	75	85
2nd Line & Misc	71	72	70	69	78	80	70	63	55	46	39	34	35	26
<u>Transport-Total</u>	759	680	702	689	665	477	471	454	417	386	386	377	374	373
C-46	474	424	446	445	428	263	274	262	245	242	241	239	238	237
C-47, C-53	195	179	172	165	153	102	93	91	80	45	43	40	41	41
C-54	24	23	31	29	35	43	55	57	58	67	68	67	66	65
C-87	1	1	1	1	1	1	1	-	-	-	-	-	-	-
Other hv & Med Transp	1	1	1	1	1	1	1	2	1	1	1	1	1	1
Other Light Transport	64	52	51	48	47	47	47	42	33	31	33	30	28	29
<u>Trainer-Total</u>	115	109	158	171	206	196	194	194	187	183	181	181	179	176
Advanced	115	109	158	171	206	196	194	194	187	183	181	181	179	176
Basic	-	-	-	-	-	-	-	-	-	-	-	-	-	-
<u>Communication-Total</u>	618	558	565	562	551	493	416	394	380	347	301	247	230	213
Liaison	588	530	532	532	523	467	390	368	354	322	277	223	207	190
Rotary Wing	30	28	33	30	28	26	26	26	26	25	24	24	23	23

a/ See Table 71 p109 for revision of classification and redesignation of bombardment types of aircraft, as of September 1947.

Table 94.-- AIRPLANES ON HAND IN ALASKA, BY TYPE AND PRINCIPAL MODEL: NOV 1941 TO DEC 1947 -- Continued

Type and Model	1945		1946												1947											
	Sep	Dec	Jan	Feb	Mar	Apr	May	Jun	Jul	Aug	Sep	Oct	Nov	Dec	Jan	Feb	Mar	Apr	May	Jun	Jul	Aug	Sep	Oct	Nov	Dec
Total	217	201	206	213	221	218	232	220	215	232	235	232	200	189	197	212	223	220	197	228	229	224	221	217	220	221
Combat Airplanes - Total a/	148	117	117	122	123	123	122	120	120	140	147	148	117	115	121	135	147	143	113	130	131	126	121	120	122	123
1st Line	137	109	115	119	120	120	119	118	118	138	145	146	115	113	119	133	145	142	113	125	124	120	115	117	116	116
2nd Line & Misc	11	8	2	3	3	3	3	2	2	2	2	2	2	2	2	2	2	2	1	5	7	6	6	6	6	7
Very Heavy Bomber - Total a/	-	-	-	-	1	2	2	2	2	2	2	2	2	2	2	2	7	7	6	6	6	5	5	5	5	5
1st Line	-	-	-	-	1	2	2	2	2	2	2	2	2	2	2	7	7	6	6	6	5	5	5	5	5	5
B-29	-	-	-	-	1	2	2	2	2	2	2	2	2	2	2	7	7	6	6	6	5	5	5	5	5	5
Heavy Bomber - Total a/	15	9	11	12	13	13	11	10	10	10	10	10	10	10	10	11	11	11	11	4	8	10	9	9	9	9
1st Line - Total	12	8	10	11	11	11	10	9	9	9	9	9	9	9	9	10	10	10	10	4	6	6	5	5	5	5
B-17	-	-	2	3	3	3	2	2	2	2	2	2	2	2	2	3	3	3	3	4	6	6	5	5	5	5
B-24	12	8	8	8	8	8	8	7	7	7	7	7	7	7	7	7	7	7	7	7	7	7	7	7	7	7
2nd Line & Misc	3	1	1	1	1	1	1	1	1	1	1	1	1	1	1	1	1	1	1	-	-	-	-	-	-	-
Medium Bomber - Total a/	22	2	2	3	2	2	2	1	1	1	1	1	1	1	1	1	1	1	1	2	2	2	5	5	5	5
1st Line - Total	18	1	1	1	-	-	-	-	-	-	-	-	-	-	-	-	-	-	-	-	-	-	-	-	-	-
B-25	18	1	1	1	-	-	-	-	-	-	-	-	-	-	-	-	-	-	-	-	-	-	-	-	-	-
B-29	-	-	-	-	-	-	-	-	-	-	-	-	-	-	-	-	-	-	-	-	-	-	-	-	-	-
2nd Line & Misc	4	1	1	2	2	2	2	1	1	1	1	1	1	1	1	1	1	1	2	2	2	2	2	2	2	2
Light Bomber - Total	-	-	-	-	-	-	-	-	-	-	-	-	-	-	-	1	1	1	1	4	4	4	4	4	4	4
1st Line - Total	-	-	-	-	-	-	-	-	-	-	-	-	-	-	-	1	1	1	1	4	4	4	4	4	4	4
A-26	-	-	-	-	-	-	-	-	-	-	-	-	-	-	-	1	1	1	1	4	4	4	4	4	4	4
B-17	-	-	-	-	-	-	-	-	-	-	-	-	-	-	-	1	1	1	1	4	4	4	4	4	4	4
2nd Line & Misc	-	-	-	-	-	-	-	-	-	-	-	-	-	-	-	-	-	-	-	-	-	-	-	-	-	-
Fighter - Total	105	98	98	101	102	101	101	101	101	121	128	129	98	96	102	101	112	110	85	26	26	23	89	88	80	91
1st Line - Total	105	98	98	101	102	101	101	101	101	121	128	129	98	96	102	101	112	110	85	26	26	23	89	88	80	91
P-38	105	98	98	99	98	97	97	97	97	96	91	91	59	57	55	44	38	28	-	-	-	-	-	-	-	-
P-47	-	-	-	2	2	2	2	2	2	2	2	2	2	2	2	2	2	2	2	2	2	2	2	2	2	2
P-51	-	-	-	-	2	2	2	2	2	2	2	2	2	2	2	2	2	2	2	2	2	2	2	2	2	2
P-61	-	-	-	-	-	-	-	-	-	23	35	36	37	37	45	55	72	80	83	80	80	79	76	75	75	76
P-80	-	-	-	-	-	-	-	-	-	-	-	-	-	-	-	-	-	-	-	1	1	1	1	1	1	1
2nd Line & Misc	-	-	-	-	-	-	-	-	-	-	-	-	-	-	-	-	-	-	-	1	1	1	1	1	1	1
Reconnaissance - Total	6	8	6	6	6	6	6	6	6	6	6	6	6	6	6	14	15	15	16	14	14	13	12	12	12	11
1st Line - Total	2	2	6	6	6	6	6	6	6	6	6	6	6	6	6	6	6	6	6	6	6	6	6	6	6	6
F-13	-	-	-	-	-	-	-	-	-	-	-	-	-	-	-	7	8	8	8	9	8	8	9	9	9	8
OA-10	-	-	-	-	-	-	-	-	-	-	-	-	-	-	6	7	7	7	7	6	6	5	3	3	3	3
Other	2	2	6	6	6	6	6	6	6	6	6	6	6	6	6	6	6	6	6	6	6	6	6	6	6	6
2nd Line & Misc	4	6	-	-	-	-	-	-	-	-	-	-	-	-	-	-	-	-	-	-	-	-	-	-	-	-
Transport - Total	44	56	72	74	81	78	85	68	62	60	57	56	56	48	48	49	47	49	54	64	61	61	63	62	61	61
C-46	-	-	-	-	3	3	3	3	3	-	-	-	-	-	-	-	-	-	-	1	1	1	1	1	1	1
C-47, C-53	31	46	53	55	56	54	54	41	41	41	39	41	41	34	33	33	32	32	33	39	39	39	38	38	37	37
C-54	-	-	-	2	2	4	4	4	4	4	4	4	4	3	4	4	4	5	7	7	7	4	4	4	4	4
Other Hv & Med Trans	2	-	-	-	-	-	-	-	-	-	-	-	-	-	-	1	1	1	1	-	-	-	-	-	-	-
Other Light Transport	11	20	19	19	20	19	22	20	17	15	14	11	11	11	11	11	11	12	14	17	17	17	17	17	15	15
Trainer	-	-	-	-	-	-	-	-	-	-	-	-	-	-	-	-	-	-	-	-	-	-	-	-	-	-
Advanced	22	11	11	11	11	11	11	10	10	10	9	9	9	9	9	9	9	9	12	14	16	16	16	15	17	17
Communications - Total	3	7	6	6	6	6	14	22	23	22	22	19	18	17	19	19	20	19	18	20	21	21	21	20	20	20
Liaison	3	7	6	6	6	6	11	18	19	18	18	15	14	13	13	12	13	13	13	12	13	13	13	13	13	13
Rotary Wing	-	-	-	-	-	-	3	4	4	4	4	4	4	4	4	6	7	7	6	5	8	8	8	7	7	

a/ See Table 71 p 109 for revision of classification and redesignation of bombardment types of aircraft, as of September 1947.

Table 95.-- AIRPLANES ON HAND IN THE USAF, DEC 1946 AND GAINS AND LOSSES, BY TYPE AND PRINCIPAL MODEL OF AIRPLANE, DURING CALENDAR YEAR 1947

Type and Model	Airplanes On Hand 31 Dec 46	Gains							Losses							Airplanes On Hand 31 Dec 47
		Total	Production	Oper- ational a/	Army Ground Forces	Class O1Z	Air National Guard	Miscel- laneous b/	Total	Oper- ational a/	Air National Guard	WAA FLC	Army Ground Forces	Class O1Z	Miscel- laneous b/	
Total	30,035	1,554	556	270	291	28	81	328	7,775	3,406	1,870	1,551	152	144	652	23,814
Bomber-Total	7,681	56	7	16	-	9	10	14	1,213	727	324	120	2	17	23	6,404
B-29	3,005	6	-	1	-	2	-	3	40	28	-	-1	-	5	6	2,969
B-25	1,870	13	-	6	-	4	-	3	508	412	-	86	1	6	3	1,375
A-26	1,933	15	-	3	-	2	10	-	433	95	324	11	-	2	1	1,463
Other	873	22	7	6	-	1	-	8	232	192	-	22	1	4	13	597
Fighter-Total	8,765	454	292	90	-	6	51	15	3,164	1,351	1,209	275	-	36	293	6,053
P-47	3,809	94	-	53	-	1	36	4	1,472	657	485	103	-	4	223	2,431
P-51	3,634	50	-	26	-	4	15	5	1,324	367	724	151	-	18	64	2,359
P-61	328	2	-	-	-	1	-	1	116	108	-	6	-	1	1	214
P-80	475	220	209	7	-	-	-	4	59	33	-	11	-	13	2	635
P-84	2	79	77	2	-	-	-	-	6	6	-	-	-	-	-	75
Other	517	9	6	2	-	-	-	1	187	180	-	4	-	-	3	339
Reconnaissance-Total	740	102	66	26	-	-	-	10	304	230	-	64	-	-	10	661
RP-80	102	54	49	5	-	-	-	-	17	17	-	-	-	-	-	140
Other	638	48	17	21	-	-	-	10	287	213	-	64	-	-	10	521
Transport-Total	4,538	288	95	91	3	1	6	92	1,289	635	116	435	3	3	97	3,536
C-45,CQ-3	774	39	-	12	-	1	-	26	129	80	1	24	-	1	23	683
C-47,C-53	2,308	73	-	29	-	-	4	40	666	256	110	237	-	-	63	1,715
C-54	489	12	-	3	-	-	-	9	24	16	-	5	-	1	2	477
Other	967	164	95	47	3	-	2	17	470	283	5	169	3	1	9	661
Trainer & Communications-Total	8,311	654	96	47	288	12	14	197	1,805	463	221	657	147	88	229	7,160
AT-6	3,735	20	-	5	-	5	6	4	345	143	132	65	-	2	3	3,410
AT-7, AT-11	1,371	5	-	3	-	-	1	1	158	25	33	100	-	-	-	1,218
PT-13	817	6	-	-	-	5	-	1	6	-	-	2	-	4	817	
L-4	831	183	-	11	166	-	-	6	465	88	-	361	7	5	4	549
L-5	1,002	139	-	15	106	-	7	11	443	143	56	86	110	-	48	698
Other	555	301	96	13	16	2	-	174	388	64	-	43	30	77	174	468

a/ Includes salvage

b/ Includes gains or losses from or to other non-USAF agencies and various other inventory adjustments.

Table 96.-- AIRPLANES ON HAND IN USAF DURING 1947: ACTIVE AND INACTIVE

Note.-- "Active" airplanes, as reflected in this table, are defined as all airplanes other than storage and excess airplanes.

End of Month	Total USAF				CONTINENTAL US				OVERSEAS			
	Total	Active	Inactive		Total	Active	Inactive		Total	Active	Inactive	
			Storage	Excess			Storage	Excess			Storage	Excess
<u>1947</u>												
Jan. . .	29,002	13,025	14,854	1,123	21,360	9,216	11,693	451	7,642	3,809	3,161	672
Feb. . .	28,307	12,782	14,290	1,235	20,843	8,958	11,187	698	7,464	3,824	3,103	537
Mar. . .	27,417	12,228	13,958	1,231	20,445	8,633	11,086	726	6,972	3,595	2,872	505
Apr. . .	26,616	11,433	14,120	1,063	19,968	8,194	11,217	557	6,648	3,239	2,903	506
May. . .	25,458	10,867	13,833	798	19,576	7,812	11,405	359	5,922	3,055	2,428	439
Jun. . .	25,088	10,911	13,405	772	19,328	7,951	11,065	312	5,760	2,560	2,340	460
Jul. . .	24,734	10,532	13,458	744	19,125	7,571	11,325	229	5,609	2,961	2,133	515
Aug. . .	24,409	10,634	13,286	489	19,080	7,792	11,108	180	5,329	2,842	2,178	309
Sep. . .	24,073	10,832	12,844	397	18,960	7,961	10,800	199	5,113	2,871	2,044	198
Oct. . .	23,871	10,949	12,597	325	18,867	8,114	10,610	143	5,004	2,835	1,987	182
Nov. . .	23,793	11,028	12,481	284	18,763	8,103	10,555	105	5,030	2,925	1,926	179
Dec. . .	23,814	11,385	12,184	245	18,761	8,326	10,364	71	5,053	3,059	1,820	174

Table 97.-- SELECTED AIRCRAFT ENGINES ON HAND IN CONTINENTAL US, BY TYPE AND SERIES -- NUMBER INSTALLED AND STATUS OF SPARE ENGINES: MAR 1944 TO DEC 1947

(Figures are as of end of month. Spare engines include serviceable and repairable engines.)

Type and Series	1944				1945				1946				1947			
	Mar a/	Jun a/	Sep b/	Dec b/	Mar c/	Jun	Sep	Dec	Mar	Jun	Sep	Dec	Mar	Jun	Sep	Dec
R-3350 - Total	1,159	1,433	3,299	3,884	5,295	14,947	18,745	22,467	24,810	25,068	24,956	25,883	25,791	24,206	24,038	24,183
Installed	972	1,188	1,932	2,280	3,372	5,612	7,624	10,880	11,152	11,836	11,900	11,776	11,808	11,992	11,908	11,796
Serviceable	137	46	824	745	1,486	5,779	6,547	7,478	9,492	7,290	7,637	7,841	7,854	7,419	6,513	5,870
Reparable	50	199	543	859	437	3,556	4,574	4,109	4,166	5,942	5,419	6,266	6,129	4,795	5,617	6,517
R-2800 - Total	6,506	6,585	9,214	9,619	9,553	22,571	26,606	27,397	24,639	22,257	14,171	13,870	14,562	15,068	14,889	15,513
Installed	4,753	3,514	4,505	4,303	3,761	7,608	8,575	8,382	4,714	6,452	6,392	6,416	6,005	5,178	4,920	4,872
Serviceable	1,118	1,853	2,151	1,627	2,826	9,396	9,231	11,379	12,143	11,688	7,012	6,538	7,542	8,064	7,249	7,071
Reparable	635	1,218	2,558	3,689	2,966	5,567	8,800	7,636	7,782	4,117	767	916	1,015	1,826	2,720	3,370
R-2600 - Total	6,809	9,160	11,860	12,966	16,685	11,951	12,489	11,597	10,982	9,799	5,858	6,572	6,419	6,064	6,181	6,323
Installed	4,776	5,082	5,805	5,797	6,242	5,528	5,536	4,266	4,032	3,066	2,932	2,886	2,826	2,790	2,750	2,864
Serviceable	1,348	2,820	3,938	4,724	5,561	3,359	2,339	3,110	2,820	2,683	2,313	2,036	1,565	975	718	641
Reparable	685	1,258	2,117	2,445	4,882	3,064	4,614	4,221	4,130	4,050	613	1,650	2,028	2,299	2,713	2,998
R-2000 - Total	528	877	1,389	1,386	1,244	3,578	3,252	3,982	4,130	3,650	3,475	3,573	3,585	3,137	3,078	2,882
Installed	28	244	680	348	300	424	596	984	1,360	1,328	1,252	1,408	1,296	1,208	1,040	1,020
Serviceable	352	260	420	710	349	2,350	1,318	1,769	1,715	1,540	1,184	1,401	1,209	733	640	708
Reparable	148	373	289	328	595	804	1,338	1,229	1,055	782	1,039	764	1,080	1,196	1,398	1,154
R-1830 - Total	19,306	25,223	25,642	25,940	28,705	36,524	29,209	29,188	23,666	18,355	11,583	11,393	11,586	11,348	11,117	11,021
Installed	13,772	15,392	13,448	12,544	11,614	13,678	10,726	7,914	4,836	3,355	2,893	2,795	2,559	2,459	2,388	2,298
Serviceable	2,605	5,784	4,246	5,242	8,896	9,782	8,858	10,973	11,957	11,230	7,891	7,673	7,646	7,039	6,305	5,890
Reparable	2,929	4,047	7,948	8,154	8,195	13,064	9,625	10,301	6,873	3,770	799	925	1,381	1,850	2,424	2,833
R-1820 - Total	16,734	20,082	20,783	22,630	22,076	26,683	29,214	17,462	10,132	6,124	3,936	3,860	5,216	5,145	5,002	4,334
Installed	11,333	12,147	11,692	10,330	9,640	13,100	12,992	3,612	2,064	1,539	1,391	1,399	1,379	1,291	1,261	667
Serviceable	3,217	3,930	3,766	6,114	6,435	9,878	10,811	11,266	7,511	4,383	2,387	2,249	3,476	3,359	3,065	2,863
Reparable	2,184	4,005	3,325	6,186	6,001	3,705	5,411	2,584	557	202	158	212	361	495	656	804
R-1340 - Total	5,473	5,895	6,233	6,845	8,144	8,029	7,575	6,720	3,079	6,449	6,215	5,990	5,734	5,748	5,680	5,680
Installed	3,843	3,994	4,605	5,031	5,193	5,269	4,926	4,000	2,083	3,711	3,679	3,476	3,373	3,303	3,187	3,161
Serviceable	1,054	695	1,042	970	2,273	1,638	1,698	1,609	827	1,245	1,163	830	1,037	1,211	1,265	989
Reparable	576	1,206	586	844	678	1,122	951	1,111	169	1,493	1,373	1,684	1,324	1,234	1,228	1,530
R-985 - Total	14,420	15,822	14,976	13,201	12,604	12,772	10,620	10,201	7,338	7,603	6,760	6,600	6,419	6,258	6,286	6,391
Installed	10,995	11,316	10,474	8,753	6,905	6,857	5,334	4,952	3,264	4,069	3,883	3,796	3,679	3,569	3,519	3,513
Serviceable	2,427	2,112	1,807	1,793	3,506	3,624	3,278	3,037	2,541	1,922	1,465	1,114	898	1,128	1,180	897
Reparable	998	2,394	2,695	2,655	2,193	2,291	2,008	2,212	1,533	1,612	1,412	1,690	1,842	1,561	1,587	1,981

- a/ Excludes spare engines on hand in Air Materiel Command.
- b/ Excludes spare engines on hand at factories and Government Furnished Equipment Warehouses.
- c/ Excludes R-2800-75 and R-2000-11 engines.

Table 97.-- SELECTED AIRCRAFT ENGINES ON HAND IN CONTINENTAL US, BY TYPE AND SERIES -- NUMBER INSTALLED AND STATUS OF SPARE ENGINES: MAR 1944 TO DEC 1947 -- Continued

Type and Series	1944				1945				1946				1947			
	Mar a/	Jun a/	Sep b/	Dec b/	Mar a/	Jun	Sep	Dec	Mar	Jun	Sep	Dec	Mar	Jun	Sep	Dec
R-680 - Total	8,073	8,663	8,682	7,203	5,420	3,492	3,228	2,059	1,306	1,287	1,236	1,236	1,222	1,236	1,237	1,209
Installed	5,601	5,931	5,672	4,412	2,367	1,093	860	848	845	842	824	818	818	819	818	817
Serviceable	1,704	921	1,257	1,912	2,010	1,712	1,728	700	342	295	219	211	306	316	274	274
Reparable	768	1,811	1,753	879	1,043	687	640	511	119	150	193	207	98	101	145	118
R-670 - Total	6,005	6,107	5,145	3,370	3,697	492	1,837	1,743	946	850	805	738	728	724	684	647
Installed	3,720	3,690	2,676	1,528	1,497	85	375	208	204	151	144	137	130	129	85	48
Serviceable	1,914	1,649	1,010	770	1,036	405	657	679	670	662	646	585	581	564	556	556
Reparable	371	768	1,459	1,072	1,164	2	805	856	72	37	15	16	17	31	43	43
V-1710 - Total	8,121	10,544	12,188	12,795	13,703	13,607	12,601	9,290	6,918	5,096	1,095	977	878	1,044	1,276	1,370
Installed	4,085	4,053	4,149	3,878	3,279	3,522	2,804	1,257	760	478	423	413	316	314	313	311
Serviceable	2,794	4,149	4,745	5,031	5,286	6,666	6,171	6,748	5,552	4,314	514	522	531	651	946	1,035
Reparable	1,242	2,342	3,294	3,886	5,138	3,419	3,626	1,285	606	304	158	42	31	79	17	24
V-1650 - Total	1,461	1,864	2,355	2,523	3,585	4,777	7,391	9,028	8,534	7,249	6,847	6,766	6,126	5,998	5,896	6,370
Installed	633	696	764	770	1,017	1,415	2,503	2,898	2,855	2,765	2,693	2,598	2,216	1,944	1,854	1,811
Serviceable	341	662	1,035	1,102	1,599	2,463	3,018	4,438	4,460	4,196	3,665	3,443	2,872	2,361	2,083	2,011
Reparable	487	506	556	651	969	899	1,870	1,692	1,219	288	489	725	1,038	1,693	1,959	2,548
O-435 - Total	943	1,198	1,026	1,033	1,086	1,255	1,640	1,658	1,409	1,319	952	886	658	747	1,218	1,198
Installed	750	671	591	594	547	470	423	606	545	509	481	427	352	315	299	316
Serviceable	133	396	203	266	298	390	384	554	612	480	405	323	188	179	268	308
Reparable	60	131	232	173	251	395	833	498	252	330	66	136	118	253	651	574
O-170 - Total	3,942	4,021	2,894	2,450	2,489	2,469	2,685	2,849	2,779	2,618	1,887	2,018	1,976	2,019	2,138	2,158
Installed	2,245	2,341	1,184	449	380	344	200	277	241	235	219	341	333	320	404	479
Serviceable	1,568	1,504	721	976	891	1,192	1,128	1,298	1,367	1,269	1,201	1,152	1,084	1,020	1,010	948
Reparable	129	176	989	1,025	1,218	933	1,357	1,274	1,171	1,114	467	525	559	679	724	731
J-33 - Total													1,328	1,659	1,857	1,589
Installed													534	675	556	556
Serviceable													600	885	871	685
Reparable													194	240	311	348

a/ Excludes spare engines on hand in Air Materiel Command.
 b/ Excludes spare engines on hand at factories and Government Furnished Equipment Warehouses.
 c/ Excludes R-2800-75 and R-2000-11 engines.

Table 98.-- SELECTED AIRCRAFT ENGINES ON HAND IN EUROPEAN AREA, BY TYPE AND SERIES -- NUMBER INSTALLED AND STATUS OF SPARE ENGINES: MAR 1944 TO DEC 1947

(Figures are as of end of month. Spare engines include serviceable and reparable engines.)

Type and Series	1944				1945				1946				1947			
	Mar	Jun	Sep	Dec	Mar	Jun	Sep	Dec	Mar	Jun	Sep	Dec	Mar	Jun	Sep	Dec
R-3350 - Total	-	-	-	-	-	-	-	4	4	4	4	4	4	6	19	19
Installed	-	-	-	-	-	-	-	4	4	4	4	4	4	4	4	8
Serviceable	-	-	-	-	-	-	-	-	-	-	-	-	-	2	15	7
Reparable	-	-	-	-	-	-	-	-	-	-	-	-	-	-	-	4
R-2800 - Total	6,299	7,729	8,690	10,352	11,265	8,956	6,213	4,952	3,507	2,756	1,737	1,302	1,116	1,030	974	873
Installed	4,515	4,615	5,326	5,599	5,775	5,554	3,697	3,248	1,679	1,223	1,086	998	871	793	791	785
Serviceable	1,150	2,067	2,361	3,770	3,128	2,052	1,427	1,303	1,140	753	390	249	176	207	151	67
Reparable	634	1,047	1,003	983	2,362	1,350	1,089	401	688	780	261	55	69	30	32	21
R-2600 - Total	2,348	3,197	3,731	3,842	3,782	2,520	846	401	368	209	144	43	39	36	17	16
Installed	1,678	2,200	2,466	2,181	2,126	1,508	279	195	174	58	50	36	28	28	12	12
Serviceable	575	902	1,025	1,428	1,099	631	274	141	114	88	78	2	2	3	5	2
Reparable	95	95	240	233	557	381	293	65	80	63	16	5	9	5	-	2
R-2000 - Total	2	-	13	58	41	41	69	78	77	48	88	34	37	21	50	39
Installed	-	-	-	-	-	2	4	-	4	-	4	4	4	4	16	12
Serviceable	2	-	11	47	36	20	43	56	53	2	35	20	22	10	27	15
Reparable	-	-	2	11	5	19	22	22	20	46	49	10	11	7	7	12
R-1830 - Total	12,243	21,175	20,539	23,198	22,675	12,548	5,026	2,767	2,255	2,005	1,853	1,131	1,029	1,311	1,605	766
Installed	9,080	14,742	14,291	14,187	14,180	5,138	1,940	1,744	1,258	1,176	988	882	754	724	702	700
Serviceable	2,553	4,413	4,167	5,806	4,303	3,756	812	756	619	211	267	122	164	121	856	44
Reparable	610	2,020	2,081	3,205	4,192	3,654	2,274	267	378	618	598	127	111	466	47	22
R-1820 - Total	10,750	13,261	13,866	18,960	20,565	14,269	11,285	4,664	3,777	2,159	1,653	1,002	973	1,104	816	815
Installed	7,420	8,348	8,930	12,093	13,158	5,392	4,200	2,244	2,596	1,364	924	616	600	592	600	604
Serviceable	2,112	2,900	2,802	2,811	3,107	6,556	2,717	1,942	931	696	668	377	364	503	207	187
Reparable	1,218	2,013	2,134	4,056	4,300	2,321	4,368	478	250	99	61	9	9	9	9	24
R-1340 - Total	14	202	294	434	409	483	428	311	267	240	235	211	183	174	183	143
Installed	6	175	201	224	246	337	305	288	252	162	150	129	105	100	95	95
Serviceable	7	25	86	181	133	114	53	18	8	32	37	58	52	54	54	31
Reparable	1	2	7	29	30	32	70	5	7	46	48	24	26	20	34	17
R-985 - Total	2	2	60	78	139	183	157	166	191	417	462	465	483	475	457	461
Installed	2	-	47	50	88	116	100	124	126	342	412	404	400	392	385	374
Serviceable	-	2	13	22	43	50	35	34	38	47	38	49	52	40	32	60
Reparable	-	-	-	6	8	17	22	8	27	28	12	12	31	43	40	27

a/ Estimated.

Table 98.-- SELECTED AIRCRAFT ENGINES ON HAND IN EUROPEAN AREA, BY TYPE AND SERIES -- NUMBER INSTALLED AND STATUS OF SPARE ENGINES: MAR 1944 TO DEC 1947 -- Continued

123

Type and Series	1944				1945				1946				1947			
	Mar	Jun	Sep	Dec	Mar	Jun	Sep	Dec	Mar	Jun	Sep	Dec	Mar	Jun	Sep	Dec
<u>R-680 - Total</u>	-	-	10	57	45	49	37	21	30	15	12	-	-	1	3	-
Installed	-	-	-	44	23	20	14	19	14	-	-	-	-	-	-	-
Serviceable	-	-	10	10	12	15	9	-	12	10	10	-	-	1	3	-
Reparable	-	-	-	3	10	14	14	2	4	5	2	-	-	-	-	-
<u>R-670 - Total</u>	3	-	-	10	7	10	9	7	-	-	-	-	-	-	-	-
Installed	3	-	-	3	3	3	2	2	-	-	-	-	-	-	-	-
Serviceable	-	-	-	7	4	7	6	-	-	-	-	-	-	-	-	-
Reparable	-	-	-	-	-	-	1	5	-	-	-	-	-	-	-	-
<u>V-1710 - Total</u>	4,520	5,758	5,171	4,157	4,385	3,701	1,761	1,434	1,088	721	182	8	6	5	23	2
Installed	2,869	2,865	2,651	2,091	2,044	1,675	807	829	425	278	58	2	-	-	-	-
Serviceable	1,323	2,491	2,324	1,633	1,738	1,515	358	326	349	266	119	3	3	5	15	-
Reparable	328	402	196	433	603	511	596	279	314	177	5	3	3	-	8	2
<u>V-1650 - Total</u>	1,723	2,519	3,450	3,977	4,408	4,814	3,191	1,637	1,672	1,028	910	741	690	493	409	217
Installed	1,173	1,462	2,022	2,490	2,615	2,652	1,730	1,149	1,089	655	561	456	373	308	241	206
Serviceable	398	831	1,140	1,094	821	1,776	206	237	357	307	256	204	203	137	144	3
Reparable	152	326	288	393	972	386	1,255	251	226	66	93	81	114	48	24	8
<u>Q-435 - Total</u>	139	215	492	641	740	862	724	634	648	379	389	284	293	441	417	405
Installed	129	a/ 190	422	430	494	635	459	403	383	292	244	225	213	340	324	360
Serviceable	8	12	49	136	177	105	159	152	196	35	18	10	50	34	37	24
Reparable	2	13	21	75	69	122	106	79	69	52	127	49	30	67	56	21
<u>Q-170 - Total</u>	144	600	1,344	1,994	2,035	2,523	1,396	1,633	1,451	1,077	626	198	97	121	24	8
Installed	126	306	747	1,418	1,177	1,689	809	1,178	1,113	763	460	162	60	6	5	2
Serviceable	4	280	546	349	615	461	282	256	147	119	98	11	11	88	11	1
Reparable	14	14	51	227	243	373	305	199	191	195	68	25	26	27	8	5
<u>V-33 - Total</u>	-	-	-	-	-	-	-	-	-	-	-	-	8	-	-	-
Installed	-	-	-	-	-	-	-	-	-	-	-	-	-	-	-	-
Serviceable	-	-	-	-	-	-	-	-	-	-	-	-	-	-	-	-
Reparable	-	-	-	-	-	-	-	-	-	-	-	-	8	-	-	-

a/ Estimated.

Table 99.-- SELECTED AIRCRAFT ENGINES IN CARIBBEAN AREA, BY TYPE AND SERIES -- NUMBER INSTALLED AND STATUS OF SPARE ENGINES: MAR 1944 TO DEC 1947

(Figures are as of end of month. Spare engines include serviceable and reparable engines.)

Type and Series	1944				1945				1946				1947			
	Mar	Jun	Sep	Dec	Mar	Jun	Sep	Dec	Mar	Jun	Sep	Dec	Mar	Jun	Sep	Dec
R-3350 - Total	-	-	-	1	47	40	9	3	7	7	8	6	6	6	4	10
Installed	-	-	-	-	-	-	-	-	4	4	5	4	4	4	2	4
Serviceable	-	-	-	1	32	40	9	2	2	2	2	2	2	2	3	3
Reparable	-	-	-	-	15	-	-	1	1	1	1	-	-	-	-	3
R-2800 - Total	16	9	16	60	69	71	66	80	109	120	100	164	121	152	158	129
Installed	1	-	4	42	48	48	38	38	64	77	58	101	91	119	93	38
Serviceable	10	8	10	17	17	17	17	24	29	31	36	53	30	33	64	73
Reparable	5	1	2	1	4	6	11	18	16	12	6	10	-	-	1	18
R-2600 - Total	123	78	59	78	69	60	58	39	24	22	31	62	35	83	84	53
Installed	48	29	26	42	34	14	18	18	14	16	12	38	20	61	58	25
Serviceable	54	39	25	32	29	14	8	6	5	6	5	19	13	16	22	22
Reparable	21	10	8	4	6	32	32	15	5	-	14	5	2	6	4	6
R-2000 - Total	-	1	1	2	2	1	5	8	6	46	58	67	54	97	132	175
Installed	-	-	-	-	-	-	-	-	-	24	28	20	20	43	92	100
Serviceable	-	1	1	2	2	1	5	6	3	21	29	46	32	52	39	75
Reparable	-	-	-	-	-	-	-	2	3	1	1	1	2	2	1	-
R-1830 - Total	304	286	421	452	533	631	644	516	211	201	203	269	239	251	326	393
Installed	171	182	283	334	334	356	376	336	134	146	133	166	124	196	191	176
Serviceable	95	86	115	106	169	235	181	88	52	32	37	62	69	46	123	107
Reparable	38	18	23	12	30	40	87	92	25	23	33	41	46	9	12	110
R-1820 - Total	193	152	102	101	137	80	94	114	363	388	387	319	276	253	217	315
Installed	81	65	58	52	57	33	29	50	293	308	300	248	222	251	168	148
Serviceable	96	65	36	44	70	40	52	36	56	58	63	55	40	1	34	100
Reparable	16	22	8	5	10	7	13	28	14	22	24	16	14	1	15	67
R-1340 - Total	21	31	33	21	21	37	38	37	26	23	19	46	27	40	20	31
Installed	9	13	16	12	12	22	21	21	15	15	14	34	21	26	10	18
Serviceable	10	18	16	9	6	10	10	12	11	8	5	12	6	13	9	13
Reparable	2	-	1	-	3	5	7	4	-	-	-	-	-	1	1	-
R-985 - Total	36	81	99	108	120	126	156	157	114	70	69	162	110	130	131	136
Installed	13	54	59	79	77	84	98	92	83	54	55	118	84	93	88	86
Serviceable	19	22	34	29	32	37	51	46	25	14	12	39	24	27	35	37
Reparable	4	5	6	-	11	5	7	19	6	2	2	5	2	10	8	13
R-680 - Total	16	19	20	21	19	17	16	14	13	10	9	16	7	4	4	3
Installed	8	11	12	9	8	7	6	6	4	7	6	3	4	1	-	-
Serviceable	6	6	8	12	10	10	8	6	6	5	2	9	3	4	3	3
Reparable	2	2	-	-	1	-	1	2	1	1	-	1	1	-	-	-
R-670 - Total	1	-	-	-	-	-	-	-	-	-	-	-	2	5	15	13
Installed	-	-	-	-	-	-	-	-	-	-	-	-	-	3	13	13
Serviceable	1	-	-	-	-	-	-	-	-	-	-	-	2	2	2	-
Reparable	-	-	-	-	-	-	-	-	-	-	-	-	-	-	-	-
V-1710 - Total	408	357	331	273	319	644	671	630	34	18	13	10	10	4	7	7
Installed	268	199	202	203	202	461	424	414	18	14	10	6	6	-	3	3
Serviceable	66	116	102	61	78	141	210	199	-	4	3	4	4	4	4	4
Reparable	74	42	27	9	39	42	37	17	16	-	-	-	-	-	-	-
V-1650 - Total	-	2	-	-	-	-	-	-	-	-	-	10	10	17	30	13
Installed	-	2	-	-	-	-	-	-	-	-	-	-	-	5	20	4
Serviceable	-	-	-	-	-	-	-	-	-	-	-	10	10	12	10	9
Reparable	-	-	-	-	-	-	-	-	-	-	-	-	-	-	-	-
O-435 - Total	-	-	1	1	1	1	2	2	2	1	2	11	7	13	15	24
Installed	-	-	1	1	1	1	1	1	1	-	1	5	3	13	12	17
Serviceable	-	-	-	-	-	-	1	1	1	1	1	6	4	-	3	6
Reparable	-	-	-	-	-	-	-	-	-	-	-	-	-	-	-	1
O-170 - Total	43	52	58	53	51	27	17	12	5	2	3	6	3	2	-	-
Installed	20	27	31	29	30	22	13	6	4	1	1	3	1	-	-	-
Serviceable	17	18	25	24	21	5	4	5	-	-	1	2	2	2	-	-
Reparable	6	7	2	-	-	-	-	1	1	1	1	1	-	-	-	-
J-33 - Total	-	-	-	-	-	-	-	-	-	-	-	-	-	-	-	129
Installed	-	-	-	-	-	-	-	-	-	-	-	-	-	-	-	77
Serviceable	-	-	-	-	-	-	-	-	-	-	-	-	-	-	-	52
Reparable	-	-	-	-	-	-	-	-	-	-	-	-	-	-	-	-

a/ Estimated.

Table 100.-- SELECTED AIRCRAFT ENGINES ON HAND IN PACIFIC AREA, BY TYPE AND SERIES -- NUMBER INSTALLED AND STATUS OF SPARE ENGINES; MAR 1944 TO DEC 1947

(Figures are as of end of month. Spare engines include serviceable and reparable engines.)

Type and Series	1944				1945				1946				1947			
	Mar	Jun a/	Sep	Dec	Mar	Jun	Sep	Dec	Mar	Jun	Sep	Dec	Mar	Jun	Sep	Dec
R-3350 - Total	-	-	-	1,378	3,856	6,179	6,692	3,543	3,144	1,343	1,352	1,037	1,037	676	721	635
Installed	-	-	-	792	1,944	3,664	4,206	1,577	1,584	668	587	474	443	261	231	201
Serviceable	-	-	-	577	1,755	1,565	1,452	1,475	1,340	506	413	400	467	351	368	364
Reparable	-	-	-	9	157	950	1,034	491	220	169	352	163	127	64	122	70
R-2800 - Total	1,017	1,619	1,819	2,338	2,359	3,459	4,122	3,429	3,978	4,023	3,412	3,249	3,397	3,129	2,975	2,858
Installed	706	959	986	1,200	1,322	2,308	2,284	2,346	2,282	2,359	2,294	2,113	2,199	1,801	1,667	1,552
Serviceable	86	299	538	786	686	836	1,595	892	1,292	1,264	851	990	1,002	1,225	1,177	1,143
Reparable	225	361	295	352	351	315	243	191	404	400	267	146	196	103	131	163
R-2600 - Total	2,582	3,098	3,934	3,474	2,634	2,163	2,030	1,515	1,731	1,707	1,374	581	248	178	78	58
Installed	1,518	1,708	2,257	1,830	1,522	1,474	1,151	1,259	1,192	1,152	1,033	249	71	72	31	20
Serviceable	687	920	1,200	1,004	400	414	710	132	391	304	229	226	132	104	39	35
Reparable	377	470	477	640	712	275	169	124	148	251	112	106	45	2	8	3
R-2000 - Total	3	35	43	46	33	173	101	81	167	536	545	539	668	715	653	527
Installed	-	4	4	-	-	32	32	12	96	68	88	107	202	210	231	227
Serviceable	3	25	32	38	17	125	39	27	53	386	281	366	384	449	311	221
Reparable	-	6	7	8	16	16	30	42	18	82	176	66	82	56	111	79
R-1830 - Total	5,361	7,687	9,026	8,747	7,910	6,929	5,783	3,454	3,404	3,351	2,264	1,558	1,257	496	454	353
Installed	3,261	4,506	4,990	4,617	4,853	4,961	3,358	1,748	1,353	1,341	1,150	809	707	271	168	132
Serviceable	1,044	1,618	2,168	1,799	1,407	793	1,651	1,079	1,352	1,208	807	627	483	210	222	181
Reparable	1,056	1,563	1,868	2,331	1,650	1,175	774	627	699	802	307	122	67	15	64	40
R-1820 - Total	459	353	271	337	205	403	579	572	593	608	547	503	581	593	664	596
Installed	158	143	116	126	119	242	363	411	408	379	384	356	355	306	364	349
Serviceable	208	144	120	92	39	98	200	144	136	180	139	85	154	232	268	219
Reparable	93	66	35	119	47	63	16	17	49	49	24	62	72	55	32	28
R-1340 - Total	19	30	38	32	40	112	110	124	178	192	184	221	319	332	303	286
Installed	10	18	21	15	18	75	67	85	130	127	130	128	196	191	167	156
Serviceable	8	9	13	7	18	30	42	32	42	37	43	82	108	120	114	103
Reparable	1	3	4	10	4	7	1	7	6	28	11	11	15	21	22	27
R-985 - Total	27	69	130	212	188	155	137	174	154	170	169	203	224	259	237	238
Installed	20	52	83	109	87	91	86	141	107	106	121	124	125	71	65	73
Serviceable	6	15	42	98	98	56	30	27	41	47	36	65	73	166	163	156
Reparable	1	2	5	5	3	8	21	6	6	17	12	14	26	22	9	9

a/ Includes May figures for Thirteenth Air Force. June data not available.

Table 100.-- SELECTED AIRCRAFT ENGINES ON HAND IN PACIFIC AREA, BY TYPE AND SERIES -- NUMBER INSTALLED AND STATUS OF SPARE ENGINES: MAR 1944 TO DEC 1947 -- Continued

Type and Series	1944				1945				1946				1947			
	Mar	Jun ^{a/}	Sep	Dec	Mar	Jun	Sep	Dec	Mar	Jun	Sep	Dec	Mar	Jun	Sep	Dec
<u>R-680 - Total</u>	13	15	2	11	4	4	2	21	2	2	3	-	-	-	-	-
Installed	6	6	1	2	1	-	-	20	-	-	-	-	-	-	-	-
Serviceable	6	8	1	5	2	3	2	1	2	2	2	-	-	-	-	-
Reparable	1	1	-	4	1	1	-	-	-	-	1	-	-	-	-	-
<u>R-670 - Total</u>	-	-	-	-	-	-	16	18	16	18	17	15	18	6	3	10
Installed	-	-	-	-	-	-	-	-	-	2	1	1	-	-	-	-
Serviceable	-	-	-	-	-	-	16	18	16	16	16	14	17	6	3	10
Reparable	-	-	-	-	-	-	-	-	-	-	-	-	1	-	-	-
<u>V-1710 - Total</u>	2,572	3,027	3,302	3,743	2,732	3,279	3,104	2,006	2,400	2,301	824	521	70	-	-	-
Installed	1,188	1,413	1,770	1,638	1,417	1,883	1,794	1,641	1,692	1,421	228	91	2	-	-	-
Serviceable	790	1,040	1,198	1,304	1,030	1,095	1,183	330	626	719	537	384	28	-	-	-
Reparable	594	574	334	801	285	301	127	35	82	161	59	46	40	-	-	-
<u>V-1650 - Total</u>	8	1	14	371	972	1,854	1,667	944	1,000	1,213	1,018	997	895	926	766	678
Installed	1	-	6	305	613	925	851	727	679	784	665	679	583	586	443	427
Serviceable	6	1	8	63	314	814	729	180	204	167	145	118	114	302	252	208
Reparable	1	-	-	3	45	115	87	37	117	262	208	200	198	38	71	43
<u>Q-435 - Total</u>	47	70	156	249	326	391	376	310	461	514	548	452	451	322	265	243
Installed	47	38	99	185	183	259	288	255	319	373	392	322	313	180	130	117
Serviceable	-	10	44	52	95	88	33	26	81	86	98	97	113	119	115	114
Reparable	-	22	13	12	48	44	55	27	61	55	58	33	25	23	20	12
<u>Q-170 - Total</u>	99	289	437	379	415	395	73	13	-	583	466	402	376	190	174	167
Installed	27	175	297	238	223	268	33	13	-	394	322	273	269	156	151	105
Serviceable	61	84	140	115	177	75	35	-	-	130	101	98	92	31	21	59
Reparable	11	30	20	26	15	52	5	-	-	59	43	31	15	3	2	3
<u>J-33 - Total</u>													105	104	94	243
Installed													35	38	30	74
Serviceable													63	53	46	140
Reparable													7	13	18	29

a/ Includes lay figures for Thirteenth Air Force. June data not available for that Air Force.

Table 101.-- SELECTED AIRCRAFT ENGINES IN CHINA AREA, BY TYPE AND SERIES -- NUMBER INSTALLED AND STATUS OF SPARE ENGINES: MAR 1944 TO DEC 1947

(Figures are as of end of month. Spare engines include serviceable and repairable engines.)

Type and Series	1944				1945				1946				1947			
	Mar	Jun	Sep	Dec	Mar	Jun	Sep	Dec	Mar	Jun	Sep	Dec	Mar	Jun	Sep	Dec
<u>R-3350-Total</u>	-	1,004	907	1,011	1,028	8	4	-	-	-	-	-	-	-	-	-
Installed	-	536	648	648	582	-	-	-	-	-	-	-	-	-	-	-
Serviceable	-	345	51	140	328	8	4	-	-	-	-	-	-	-	-	-
Reparable	-	123	208	223	118	-	-	-	-	-	-	-	-	-	-	-
<u>R-2800-Total</u>	292	1,288	1,333	1,704	2,264	3,510	2,780	1,236	1,001	19	13	17	21	6	-	-
Installed	2	797	607	758	691	1,033	1,264	767	702	7	8	8	6	6	-	-
Serviceable	39	270	256	449	818	1,484	1,444	305	267	2	1	7	10	-	-	-
Reparable	251	221	470	497	755	993	72	164	32	10	4	2	5	-	-	-
<u>R-2600-Total</u>	737	1,306	1,237	1,429	1,492	1,367	994	229	125	-	-	-	-	-	-	-
Installed	533	881	896	766	772	690	550	122	118	-	-	-	-	-	-	-
Serviceable	128	307	205	384	538	457	398	59	2	-	-	-	-	-	-	-
Reparable	76	118	136	279	182	220	46	48	5	-	-	-	-	-	-	-
<u>R-2000-Total</u>	7	23	34	105	97	383	128	34	17	-	-	20	24	13	21	20
Installed	-	4	-	-	-	-	-	8	-	-	-	12	12	7	4	4
Serviceable	5	14	23	100	51	226	124	4	-	-	-	8	8	5	17	16
Reparable	2	5	11	5	46	157	4	22	17	-	-	-	4	1	-	-
<u>R-1830-Total</u>	2,213	3,238	3,421	3,497	4,269	5,321	3,426	833	389	216	211	205	209	193	129	133
Installed	776	1,600	1,658	1,756	1,507	1,451	1,492	346	256	131	134	130	124	124	60	60
Serviceable	1,032	926	854	523	1,216	2,046	1,809	259	83	76	54	54	38	58	59	53
Reparable	405	712	909	1,218	1,546	1,824	125	228	50	9	23	21	47	11	10	20
<u>R-1820-Total</u>	30	52	80	38	65	115	74	14	10	-	-	-	-	-	-	1
Installed	8	31	26	15	33	53	22	5	1	-	-	-	-	-	-	-
Serviceable	12	8	33	18	22	58	52	9	5	-	-	-	-	-	-	-
Reparable	10	13	21	5	10	4	-	-	4	-	-	-	-	-	1	-
<u>R-1340-Total</u>	57	87	103	150	148	154	139	8	2	-	-	-	-	-	-	-
Installed	41	a/ 54	52	89	84	84	94	2	2	-	-	-	-	-	-	-
Serviceable	13	26	24	46	42	35	43	3	-	-	-	-	-	-	-	-
Reparable	3	7	27	15	22	35	2	3	-	-	-	-	-	-	-	-
<u>R-985-Total</u>	12	26	70	91	126	119	145	31	11	-	-	-	-	-	-	-
Installed	2	a/ 15	39	76	73	65	104	25	11	-	-	-	-	-	-	-
Serviceable	10	9	21	12	48	47	37	4	-	-	-	-	-	-	-	-
Reparable	-	2	10	3	5	7	4	2	-	-	-	-	-	-	-	-
<u>R-680-Total</u>	88	67	62	51	30	30	22	-	-	-	-	-	-	-	-	-
Installed	58	a/ 24	20	18	7	7	2	-	-	-	-	-	-	-	-	-
Serviceable	30	32	31	24	21	16	20	-	-	-	-	-	-	-	-	-
Reparable	-	11	11	9	2	7	-	-	-	-	-	-	-	-	-	-
<u>R-670-Total</u>	53	63	57	39	25	29	16	5	-	-	-	-	-	-	-	-
Installed	14	a/ 27	15	12	10	6	6	-	-	-	-	-	-	-	-	-
Serviceable	37	34	28	13	9	18	9	3	-	-	-	-	-	-	-	-
Reparable	2	2	14	14	6	5	1	2	-	-	-	-	-	-	-	-
<u>V-1710-Total</u>	1,433	2,043	1,561	1,685	1,696	1,705	985	229	56	-	-	-	-	-	-	-
Installed	932	1,099	748	660	767	852	636	69	56	-	-	-	-	-	-	-
Serviceable	341	668	387	605	685	688	318	126	-	-	-	-	-	-	-	-
Reparable	160	276	426	420	244	165	31	34	-	-	-	-	-	-	-	-
<u>V-1650-Total</u>	13	238	398	763	1,166	1,306	1,163	479	311	-	-	-	-	-	-	-
Installed	2	154	307	400	550	641	773	301	282	-	-	-	-	-	-	-
Serviceable	10	74	34	247	550	455	334	125	20	-	-	-	-	-	-	-
Reparable	1	10	57	116	66	210	56	53	9	-	-	-	-	-	-	-
<u>O-435-Total</u>	177	319	352	447	560	661	515	41	10	4	4	10	6	5	4	4
Installed	138	a/ 222	240	341	376	372	325	20	5	2	2	8	4	3	2	2
Serviceable	28	52	33	18	106	157	177	9	2	2	2	2	2	2	2	2
Reparable	11	45	79	88	78	132	13	12	3	-	-	-	-	-	-	-
<u>O-170-Total</u>	42	45	27	48	74	65	45	1	-	-	-	-	-	-	-	-
Installed	11	a/ 9	4	31	34	21	15	-	-	-	-	-	-	-	-	-
Serviceable	31	22	18	3	25	33	30	1	-	-	-	-	-	-	-	-
Reparable	-	14	5	14	15	11	-	-	-	-	-	-	-	-	-	-

a/ Estimated.

Table 102.-- SELECTED AIRCRAFT ENGINES ON HAND IN ALASKA, BY TYPE AND SERIES -- NUMBER INSTALLED AND STATUS OF SPARE ENGINES: MAR 1944 TO DEC 1947

(Figures are as of end of month. Spare engines include serviceable and reparable engines.)

Type and Series	1944				1945				1946				1947			
	Mar	Jun	Sep	Dec	Mar	Jun	Sep	Dec	Mar	Jun	Sep	Dec	Mar	Jun	Sep	Dec
R-3350 - Total	-	-	-	-	6	2	10	29	22	21	171	254	290	138	129	241
Installed	-	-	-	-	4	-	4	16	13	9	64	161	197	77	56	117
Serviceable	-	-	-	-	2	2	6	12	7	12	104	91	87	77	73	121
Reparable	-	-	-	-	-	-	-	1	2	-	3	2	6	4	-	3
R-2800 - Total	44	35	41	43	73	64	57	68	81	21	17	32	25	74	110	146
Installed	26	26	26	26	44	32	22	31	18	12	11	20	11	40	37	71
Serviceable	17	9	14	16	27	28	26	28	40	6	6	12	14	31	71	72
Reparable	1	-	1	1	2	4	9	9	23	3	-	-	-	3	2	3
R-2600 - Total	107	101	148	126	137	92	102	35	50	5	7	7	3	8	6	6
Installed	54	58	98	90	86	59	50	10	6	4	6	6	2	4	4	4
Serviceable	53	42	48	35	46	27	41	16	16	1	1	1	1	3	2	1
Reparable	-	1	2	1	5	6	11	9	28	-	-	-	-	1	-	1
R-2000 - Total	-	-	-	-	6	-	4	6	16	23	31	30	26	44	60	69
Installed	-	-	-	-	4	-	-	4	8	16	16	16	16	28	20	52
Serviceable	-	-	-	-	2	-	2	2	8	6	14	8	9	13	39	17
Reparable	-	-	-	-	-	-	2	-	-	1	1	6	1	3	1	-
R-1830 - Total	200	208	195	166	219	258	278	332	334	251	208	202	206	148	177	197
Installed	86	142	136	128	150	105	126	154	163	145	130	134	130	102	102	102
Serviceable	105	65	58	34	56	126	87	132	118	89	71	55	70	35	61	80
Reparable	9	1	1	4	13	27	65	46	53	17	7	13	6	11	14	15
R-1820 - Total	23	16	12	10	24	23	29	40	41	31	30	31	27	43	59	72
Installed	8	6	4	4	16	14	16	24	24	19	22	24	20	32	36	40
Serviceable	15	10	8	4	8	9	13	16	17	8	7	5	6	19	28	4
Reparable	-	-	-	2	-	-	-	-	-	4	1	-	2	5	4	-
R-1340 - Total	43	40	34	34	34	30	29	34	33	24	20	21	20	25	27	28
Installed	23	24	22	23	18	14	13	22	20	12	11	10	10	14	14	16
Serviceable	20	16	12	11	15	13	14	7	6	7	9	11	10	9	13	12
Reparable	-	-	-	-	1	3	2	5	7	5	-	-	-	2	-	-
R-985 - Total	10	15	17	23	49	53	58	59	59	66	51	52	62	85	84	93
Installed	8	10	12	18	36	28	30	36	34	39	33	36	32	45	47	40
Serviceable	2	5	5	5	13	23	26	21	22	19	14	15	27	35	36	53
Reparable	-	-	-	-	-	2	2	2	3	8	4	1	3	5	1	-
R-680 - Total	9	10	8	7	8	7	7	11	13	7	7	-	-	-	-	-
Installed	3	4	4	4	5	5	7	8	4	4	4	-	-	-	-	-
Serviceable	6	6	4	3	3	2	1	3	3	3	3	-	-	-	-	-
Reparable	-	-	-	-	-	-	1	1	2	-	-	-	-	-	-	-
R-670 - Total	-	-	-	-	-	-	-	4	4	1	-	-	-	-	-	-
Installed	-	-	-	-	-	-	-	-	-	1	-	-	-	-	-	-
Serviceable	-	-	-	-	-	-	-	4	4	-	-	-	-	-	-	-
Reparable	-	-	-	-	-	-	-	-	-	-	-	-	-	-	-	-
V-1710 - Total	417	264	277	282	446	566	601	516	357	329	296	244	224	10	8	5
Installed	189	184	167	147	261	278	227	198	196	194	180	128	108	2	-	-
Serviceable	216	74	104	118	158	234	253	192	154	135	116	116	116	8	8	5
Reparable	12	6	6	17	27	54	121	126	7	-	-	-	-	-	-	-
V-1650 - Total	-	-	-	-	7	2	2	7	6	12	84	84	144	121	111	141
Installed	-	-	-	-	3	1	1	4	2	2	39	38	96	78	75	75
Serviceable	-	-	-	-	3	1	1	3	4	10	45	45	46	43	35	65
Reparable	-	-	-	-	1	-	-	-	-	-	-	-	1	2	1	1
O-435 - Total	-	-	-	-	5	1	1	4	6	23	25	28	25	21	24	21
Installed	-	-	-	-	1	1	1	3	4	13	16	19	15	14	14	15
Serviceable	-	-	-	-	2	-	-	1	1	9	9	9	9	5	10	6
Reparable	-	-	-	-	2	-	-	-	1	1	-	-	1	2	-	-
O-170 - Total	9	8	7	7	8	3	-	6	1	2	-	-	-	-	-	-
Installed	4	3	2	2	2	2	-	-	-	-	-	-	-	-	-	-
Serviceable	5	5	5	5	6	1	-	6	1	-	-	-	-	-	-	-
Reparable	-	-	-	-	-	-	-	-	-	2	-	-	-	-	-	-
J-31 - Total	-	-	-	-	-	-	-	-	-	-	-	-	6	10	41	78
Installed	-	-	-	-	-	-	-	-	-	-	-	-	2	2	1	32
Serviceable	-	-	-	-	-	-	-	-	-	-	-	-	3	5	39	44
Reparable	-	-	-	-	-	-	-	-	-	-	-	-	1	3	1	2

Table 103.-- AIRCRAFT IN STORAGE AT AIR MATERIEL COMMAND INSTALLATIONS, IN CONTINENTAL US, BY TYPE OF AIRPLANE: SEP 1944 TO DEC 1947

(The number shown below represents about 90 percent of all aircraft in storage in Continental US.)

End of Month	Total	Very Heavy Bomber a/	Heavy Bomber a/	Medium & Light Bomber a/	Fighter	Transport	Trainer	Other b/
1944 Sep.	1,780	-	c/	c/	c/	c/	c/	c/
Dec.	2,508	-	c/	c/	c/	c/	c/	c/
1945 Mar.	5,370	-	987	772	410	91	2,946	164
Jun.	10,844	-	4,303	1,017	455	75	2,636	2,358
Sep.	13,913	81	4,389	1,916	2,752	802	679	3,294
Dec.	15,688	2,062	1,159	2,012	4,071	656	2,365	3,363
1946 Jan.	16,659	2,179	702	2,066	4,309	521	3,529	3,353
Feb.	16,951	2,226	481	2,108	4,577	636	3,776	3,147
Mar.	17,163	2,345	395	2,101	4,720	704	3,737	3,161
Apr.	16,550	2,434	288	1,959	4,677	743	3,658	2,791
May.	16,116	2,444	202	1,837	4,459	681	3,796	2,697
Jun.	16,038	2,467	151	1,797	4,649	625	3,733	2,616
Jul.	15,629	2,400	150	1,790	4,656	589	3,510	2,534
Aug.	13,595	2,378	135	1,791	4,606	545	3,060	1,080
Sep.	13,190	2,387	146	1,796	4,426	534	2,656	1,245
Oct.	12,813	2,375	141	1,794	4,213	541	2,496	1,253
Nov.	12,811	2,385	144	1,823	4,088	534	2,456	1,381
Dec.	12,682	2,417	137	1,851	3,930	512	2,467	1,368
1947 Jan.	12,078	2,435	135	1,781	3,321	480	2,577	1,349
Feb.	11,707	2,451	140	1,716	3,112	436	2,570	1,282
Mar.	11,638	2,460	142	1,674	3,165	401	2,595	1,201
Apr.	11,789	2,504	134	1,645	3,256	362	2,682	1,206
May.	11,747	2,518	127	1,579	3,242	389	2,696	1,196
Jun.	11,445	2,524	128	1,424	3,104	378	2,692	1,195
Jul.	11,383	2,509	128	1,371	3,096	414	2,682	1,183
Aug.	11,208	2,464	128	1,452	2,972	413	2,687	1,092
Sep.	10,900			3,985	2,809	406	2,682	1,018
Oct.	10,698			3,940	2,667	400	2,676	1,015
Nov.	10,557			3,871	2,634	391	2,677	984
Dec.	10,379			3,875	2,485	348	2,618	1,053

a/ See Table 71 p109 for revision of classification and redesignation of bombardment types of aircraft, as of September 1947.

b/ Includes reconnaissance and communications airplanes, gliders and antiaircraft targets.

c/ Not available.

Source: Analysis Office, Comptroller's Department, Hq AMC

Table 104.—STORAGE SPACE AT AIR MATERIEL COMMAND AIR AND SPECIALIZED DEPOTS IN CONTINENTAL US:
MAR 1944 TO DEC 1946 AND IN CONTINENTAL US AND OVERSEAS 1947

Note.-- In thousands of square feet. Gross covered space is computed from all inside dimensions of warehouses and sheds and the total perimeter dimensions of open hardstands. Net space is computed to exclude offices, rest rooms, aisles and shipping and packing areas. Occupied space is space actually occupied for storage purposes. For the year 1947, these data are broken down to show utilization of depot storage space and status of overseas storage space.

End of Month		Gross Covered	Net Covered	Open Hard Surfaced	Open Unsurfaced
1944	Mar.	a/	34,529	-	-
	Jun.	a/	34,308	-	-
	Sep.	a/	b/ 34,672	-	-
	Dec.	60,178	35,032	-	-
1945	Mar.	59,849	36,131	-	-
	Jun.	59,072	35,647	-	-
	Sep.	57,620	35,202	10,943	-
	Dec.	57,119	35,983	12,932	-
1946	Mar.	50,692	32,360	16,587	-
	Jun.	47,325	30,693	15,613	8,663
	Sep.	43,936	28,738	12,862	8,499
	Dec.	42,160	27,602	12,366	8,321

End of month	COVERED						OPEN			Unsurfaced Occupied
	WAREHOUSE			SHED			HARDSTANDS			
	Gross	Net	Occupied	Gross	Net	Occupied	Gross	Net	Occupied	
1947										
Total USAF										
Mar.	44,757	24,779	19,323	1,293	1,072	893	25,524	18,908	11,811	11,692
Jun.	44,629	25,362	18,184	1,279	1,053	842	24,556	18,023	10,034	8,155
Sep.	40,246	22,911	17,301	1,224	1,026	734	22,408	16,371	8,901	4,478
Dec.	37,111	21,329	16,864	1,119	934	667	19,403	13,986	8,141	4,089
Control Air Depots										
Mar.	27,509	14,730	11,886	684	590	491	19,405	14,208	9,924	7,144
Jun.	27,379	14,596	11,270	670	571	452	18,595	13,469	9,171	5,657
Sep.	25,175	13,515	11,217	612	541	396	16,883	12,022	8,118	4,373
Dec.	25,453	13,905	11,569	610	541	368	15,587	11,012	7,701	4,012
Specialized Depots										
Mar.	14,792	8,882	6,551	532	417	337	4,410	3,325	1,023	262
Jun.	14,877	9,497	6,588	532	417	365	4,252	3,179	837	270
Sep.	13,232	8,247	5,874	535	420	334	3,816	2,974	657	105
Dec.	11,658	7,424	5,295	509	393	299	3,816	2,974	440	77
Overseas Shipping Depots										
Mar.	2,456	1,167	886	77	65	65	1,709	1,375	864	4,286
Jun.	2,373	1,269	326	77	65	25	1,709	1,375	126	2,228
Sep.	1,839	1,149	210	77	65	4	1,709	1,375	126	0
Dec.	0	0	0	0	0	0	0	0	0	0

a/ Not available
b/ Estimated

Source: Air Installations Division, DCS/M

Table 105.-- AVERAGE OPERATING HOURS OF AIRPLANE ENGINES SINCE MANUFACTURE OR BETWEEN MAJOR OVERHAUL IN CONTINENTAL US, BY TYPE OF ENGINE: QUARTERLY, 1945 TO 1947

(Based on engines disassembled at overhaul activities)

Year and Quarter	Type and Number of Engine and Average Operating Hours											
	O-435		R-985		R-1340		V-1650		V-1710		R-1820	
	No. Eng.	Oper. Hrs.	No. Eng.	Oper. Hrs.	No. Eng.	Oper. Hrs.	No. Eng.	Oper. Hrs.	No. Eng.	Oper. Hrs.	No. Eng.	Oper. Hrs.
1945												
1st Qtr	a/	a/	1,743	973	1,108	848	167	273	188	363	3,497	592
2nd Qtr	a/	a/	1,109	909	728	782	151	223	245	381	3,257	603
3rd Qtr	a/	a/	636	863	619	772	150	412	110	425	979	627
4th Qtr	a/	a/	a/	a/	238	852	a/	a/	a/	a/	a/	a/
1946												
1st Qtr	a/	a/	a/	a/	50	827	a/	a/	a/	a/	a/	a/
2nd Qtr	a/	a/	a/	a/	23	240	a/	a/	a/	a/	a/	a/
3rd Qtr	a/	a/	a/	a/	565	877	a/	a/	a/	a/	a/	a/
4th Qtr	a/	a/	a/	a/	151	796	a/	a/	a/	a/	a/	a/
1947												
1st Qtr	86	275	125	973	331	751	a/	a/	a/	a/	a/	a/
2nd Qtr	28	275	605	903	259	671	a/	a/	a/	a/	a/	a/
3rd Qtr	65	355	194	895	170	797	a/	a/	a/	a/	a/	a/
4th Qtr	46	466	a/	a/	a/	a/	a/	a/	a/	a/	a/	a/

Year and Quarter	Type and Number of Engine and Average Operating Hours--Continued											
	R-1830		R-2000		R-2600		R-2800		R-3350		J-33 b/	
	No. Eng.	Oper. Hrs.	No. Eng.	Oper. Hrs.	No. Eng.	Oper. Hrs.	No. Eng.	Oper. Hrs.	No. Eng.	Oper. Hrs.	No. Eng.	Oper. Hrs.
1945												
1st Qtr	4,354	582	556	719	631	505	911	474	857	183	a/	a/
2nd Qtr	3,411	559	1,023	750	155	537	868	501	979	246	a/	a/
3rd Qtr	1,742	581	763	759	a/	a/	245	462	2,176	243	a/	a/
4th Qtr	307	663	373	777	325	649	30	544	925	246	a/	a/
1946												
1st Qtr	169	664	589	802	146	633	15	627	599	238	13	17
2nd Qtr	a/	a/	512	667	86	556	a/	a/	81	180	128	14
3rd Qtr	a/	a/	121	577	a/	a/	a/	a/	178	216	130	22
4th Qtr	a/	a/	331	663	a/	a/	a/	a/	228	170	108	28
1947												
1st Qtr	a/	a/	213	639	a/	a/	a/	a/	132	150	241	35
2nd Qtr	a/	a/	198	647	a/	a/	a/	a/	a/	a/	324	47
3rd Qtr	a/	a/	242	667	38	595	a/	a/	a/	a/	318	47
4th Qtr	a/	a/	439	610	250	559	a/	a/	234	258	186	50

a/ No overhauls or insufficient engines disassembled to provide a reliable average.

b/ Data not available for other jet type engines; nor for R-4360 type engine.

Source: Analysis Office, Comptroller's Department, Hq. Air Materiel Command.

Table 106.-- AVERAGE MAN-HOURS EXPENDED PER MAJOR AIRPLANE ENGINE OVERHAUL AT AIR MATERIEL COMMAND AIR DEPOTS IN CONTINENTAL US, BY TYPE OF ENGINE: QUARTERLY, 3RD QUARTER 1943 TO 1947

Note.--Major engine overhaul includes disassembly, cleaning, inspection, repair, sub-assembly, final assembly, block testing (subsequent to December 1946) and preparation for storage.

Year and Quarter	Type and Number of Engines and Average Man-hours																			
	R-1340		V-1650		V-1710		R-1820		R-1830		R-2000		R-2600		R-2800		R-3350		J-33 ^{a/}	
	No. Eng.	Avg. h-Hrs.	No. Eng.	Avg. h-Hrs.	No. Eng.	Avg. h-Hrs.	No. Eng.	Avg. h-Hrs.	No. Eng.	Avg. h-Hrs.	No. Eng.	Avg. h-Hrs.	No. Eng.	Avg. h-Hrs.	No. Eng.	Avg. h-Hrs.	No. Eng.	Avg. h-Hrs.	No. Eng.	Avg. h-Hrs.
1943																				
3rd Qtr	1,224	179	287	484	1,286	341	3,947	232	1,592	326	b/	b/	1,120	473	736	554	b/	b/	b/	b/
4th Qtr	1,118	147	390	449	1,885	269	4,527	178	3,352	245	b/	b/	2,400	322	953	481	13	515	b/	b/
1944																				
1st Qtr	696	108	562	381	2,341	204	3,965	125	3,589	184	b/	b/	2,607	242	2,836	361	190	367	b/	b/
2nd Qtr	795	102	754	279	2,254	172	4,358	121	5,880	163	b/	b/	2,055	199	2,063	299	214	303	b/	b/
3rd Qtr	1,800	86	280	243	2,165	156	5,404	103	6,389	158	767	175	2,073	204	1,986	263	1,164	260	b/	b/
4th Qtr	875	88	252	230	1,732	131	5,137	113	10,008	150	439	411	2,187	192	2,027	250	1,601	252	b/	b/
1945																				
1st Qtr	1,194	64	453	249	1,608	134	5,839	104	10,599	147	681	210	1,867	206	3,614	242	2,062	253	21	248
2nd Qtr	886	66	456	253	929	156	5,834	93	10,030	141	1,250	217	859	204	2,923	241	2,416	249	72	361
3rd Qtr	797	78	496	273	522	134	1,940	81	4,402	136	1,249	252	705	155	1,594	240	5,219	245	57	733
4th Qtr	181	86	b/	b/	b/	b/	b/	b/	764	137	1,541	250	584	155	625	193	1,654	207	71	512
1946																				
1st Qtr	b/	b/	b/	b/	b/	b/	b/	b/	885	164	1,035	200	517	181	227	276	897	285	51	302
2nd Qtr	111	136	b/	b/	b/	b/	b/	b/	100	256	1,108	221	234	298	25	112	337	322	70	329
3rd Qtr	285	221	b/	b/	b/	b/	b/	b/	b/	b/	101	319	b/	b/	b/	b/	77	406	97	333
4th Qtr	568	232	b/	b/	b/	b/	b/	b/	b/	b/	523	332	b/	b/	b/	b/	319	424	84	413
1947																				
1st Qtr	370	147	7	1,029	b/	b/	b/	b/	b/	b/	802	279	b/	b/	b/	b/	387	437	371	330
2nd Qtr	341	173	8	970	b/	b/	b/	b/	b/	b/	214	336	b/	b/	2	300	295	380	149	334
3rd Qtr	197	158	b/	b/	b/	b/	b/	b/	b/	b/	282	322	b/	b/	b/	b/	73	417	308	455
4th Qtr	126	178	1	1,042	2	294	b/	b/	b/	b/	350	240	b/	b/	b/	b/	b/	b/	179	317

^{a/} Data not available for other Jet engines; nor for R-4360 Type engine
^{b/} No overhauls during period
^{c/} Not available

Source: Analysis Office, Comptroller's Department, Hq. Air Materiel Command

Table 107.-- AIRPLANE LOSSES IN CONTINENTAL US AND OVERSEAS, BY TYPE

(Figures in parentheses indicate the

Year and Quarter, or month	Total US Army Air Force					
	Total	Very Heavy Bomber a/	Heavy Bomber a/	Medium & Light Bomber a/	Fighter	Other
Total	82,288	834	15,469	11,554	34,224	20,207
Annually						
1941 (Dec)	445	-	31	53	318	43
1942	5,415	-	412	949	2,149	1,905
1943	15,032	3	2,607	2,298	5,609	4,515
1944	28,300	203	7,871	3,161	11,995	5,070
1945	21,950	584	3,727	2,968	9,726	4,945
1946	7,894	22	664	1,585	3,136	2,487
1947 (Jan-Aug)	2,848	22	156	486	1,166	1,018
1947 (Sep-Dec)	404	-	1	54	125	224
Quarterly						
1942						
1st Qtr.	765	-	65	108	390	202
2nd Qtr.	1,074	-	62	196	459	357
3rd Qtr.	1,611	-	118	285	527	681
4th Qtr.	1,965	-	167	360	773	665
1943						
1st Qtr.	2,747	1	315	564	1,103	764
2nd Qtr.	3,299	-	471	552	1,352	924
3rd Qtr.	4,374	-	822	636	1,647	1,269
4th Qtr.	4,612	2	999	546	1,507	1,558
1944						
1st Qtr.	5,317	1	1,583	660	1,863	1,210
2nd Qtr.	7,976	35	2,303	763	3,490	1,385
3rd Qtr.	8,008	57	2,235	807	3,492	1,417
4th Qtr.	6,999	110	1,750	931	3,150	1,058
1945						
1st Qtr.	6,918	140	1,721	857	2,953	1,247
2nd Qtr.	5,846	266	1,101	760	2,398	1,321
3rd Qtr.	4,784	174	584	837	2,062	1,127
4th Qtr.	4,402	4	321	514	2,313	1,250
Monthly						
1946						
Jan.	627	5	14	133	203	272
Feb.	759	1	39	68	338	313
Mar.	1,469	(2)	130	435	592	314
Apr.	1,023	7	174	137	404	301
May.	391	(25)	(13)	79	194	156
Jun.	426	3	24	60	117	222
Jul.	493	6	77	15	270	125
Aug.	840	2	59	116	364	299
Sep.	402	1	9	44	150	198
Oct.	388	11	58	157	44	118
Nov.	754	6	90	253	315	90
Dec.	322	7	3	88	145	79
1947						
Jan.	712	-	74	195	317	126
Feb.	223	3	9	96	59	56
Mar.	413	7	4	91	189	122
Apr.	201	2	4	22	87	86
May.	712	4	44	14	320	330
Jun.	167	2	13	20	56	76
Jul.	223	3	4	22	77	117
Aug.	197	1	4	26	61	105
Sep.	112	-	1	25	35	51
Oct.	126	-	-	2	38	86
Nov.	87	-	-	6	27	54
Dec.	79	-	-	21	25	33

a/ See Table 71 p 109 for revision of classification and redesignation of bombardment types of aircraft as of September 1947.

OF AIRPLANE: DEC 1941; QUARTERLY, 1942 TO 1945; MONTHLY, 1946 AND 1947

excess of gains from salvage over losses.)

Continental US						Overseas ^{b/}						Year and Quarter or Month
Total	Very Heavy Bomber ^{a/}	Heavy Bomber ^{a/}	Medium & Light Bomber ^{a/}	Fighter	Other	Total	Very Heavy Bomber ^{a/}	Heavy Bomber ^{a/}	Medium & Light Bomber ^{a/}	Fighter	Other	
23,691	270	2,095	3,620	7,400	10,306	58,597	564	13,374	7,934	26,824	9,901	Total
<u>Annually</u>												
33	-	1	11	8	13	412	-	30	42	310	30	1941(Dec)
3,525	-	114	656	997	1,758	1,890	-	298	293	1,152	147	1942
7,759	3	624	1,239	2,139	3,754	7,273	-	1,983	1,059	3,470	761	1943
7,314	45	865	920	2,579	2,905	20,986	158	7,006	2,241	9,416	2,165	1944
3,443	207	410	495	1,242	1,089	18,507	377	3,317	2,473	8,484	3,856	1945
1,021	4	70	222	248	477	6,873	18	594	1,363	2,888	2,010	1946
417	11	10	46	125	225	2,431	11	146	440	1,041	793	1947(Jan-Aug)
179	-	1	31	62	85	225	-	-	23	63	139	1947(Sep-Dec)
<u>Quarterly</u>												
1942												
451	-	15	84	159	193	314	-	50	24	231	9	1st Qtr
681	-	25	116	204	336	393	-	37	80	255	21	2nd Qtr
1,177	-	33	202	298	644	434	-	85	83	229	37	3rd Qtr
1,216	-	41	254	336	585	749	-	126	106	437	80	4th Qtr
1943												
1,577	1	114	360	434	668	1,170	-	201	204	669	96	1st Qtr
1,755	-	122	304	544	785	1,544	-	349	248	808	139	2nd Qtr
2,083	-	193	288	564	1,038	2,291	-	629	348	1,083	231	3rd Qtr
2,344	2	195	287	597	1,263	2,268	-	804	259	910	295	4th Qtr
1944												
2,003	1	224	251	562	965	3,314	-	1,359	409	1,301	245	1st Qtr
2,194	6	193	222	842	931	5,782	29	2,110	541	2,648	454	2nd Qtr
2,011	18	228	233	789	743	5,997	39	2,007	574	2,703	674	3rd Qtr
1,106	20	220	214	386	266	5,893	90	1,530	717	2,764	792	4th Qtr
1945												
943	33	139	150	337	284	5,975	107	1,582	707	2,616	963	1st Qtr
1,187	63	145	172	431	376	4,659	203	956	588	1,967	945	2nd Qtr
988	119	105	135	356	273	3,796	55	479	702	1,706	854	3rd Qtr
325	(8)	21	38	118	156	4,077	12	300	476	2,195	1,094	4th Qtr
<u>Monthly</u>												
1946												
113	3	1	34	25	50	514	2	13	99	178	222	Jan
131	(1)	35	13	20	64	628	2	4	55	318	249	Feb
88	(3)	7	19	30	35	1,381	1	123	416	562	279	Mar
125	6	(2)	19	25	77	898	1	176	118	379	224	Apr
31	(26)	1	10	21	65	360	1	(14)	69	173	131	May
57	3	9	13	17	15	369	-	15	47	100	207	Jun
58	-	3	7	18	30	435	6	74	8	252	95	Jul
155	1	11	20	28	95	685	1	48	96	336	204	Aug
73	2	2	16	28	25	329	(1)	7	28	122	173	Sep
57	9	2	5	21	20	331	2	56	152	23	98	Oct
94	5	1	57	9	22	660	1	89	196	306	68	Nov
39	5	-	9	6	19	283	2	3	79	139	60	Dec
1947												
38	1	1	7	13	16	674	(1)	73	188	304	110	Jan
49	1	3	3	7	35	174	2	6	93	52	21	Feb
54	1	-	6	20	27	359	6	4	85	169	95	Mar
65	1	-	10	24	30	136	1	4	12	63	56	Apr
71	3	2	3	38	25	641	1	42	11	282	305	May
38	2	3	5	3	25	129	-	10	15	53	51	Jun
69	1	1	3	11	53	154	2	3	19	66	64	Jul
33	1	-	9	9	14	164	-	4	17	52	91	Aug
27	-	1	9	5	12	85	-	-	16	30	39	Sep
35	-	-	2	20	13	91	-	-	-	18	73	Oct
76	-	-	5	30	41	11	-	-	1	(3)	13	Nov
41	-	-	15	7	19	38	-	-	6	18	14	Dec

^{b/} Includes losses suffered enroute to and from overseas as well as losses in theaters, ATC foreign divisions and other overseas commands.

Table 108.-- LOSSES OF COMBAT TYPE AIRPLANES OVERSEAS BY AREA, BY TYPE OF AIRPLANE AND BY TYPE OF LOSS: MONTHLY 1946 AND 1947

Note--Excludes losses enroute to and from overseas. Figures in parentheses indicate the excess of gains from salvage over losses. For years prior to 1946 see Army Air Forces Statistical Digest 1946.

Area, Type of Airplane and Type of Loss	1946	1947	1946												1947											
			Jan	Feb	Mar	Apr	May	Jun	Jul	Aug	Sep	Oct	Nov	Dec	Jan	Feb	Mar	Apr	May	Jun	Jul	Aug	Sep	Oct	Nov	Dec
All Areas																										
Total Losses	5,462	1,886	296	381	1,151	780	289	289	385	599	197	249	620	226	574	147	284	98	411	82	98	88	54	27	(1)	24
Very Heavy Bomber	16	12	2	2	1	-	1	-	6	1	(1)	2	-	2	-	2	6	1	1	-	2	-	-	-	-	-
Heavy Bomber	581	142	11	3	121	173	(14)	15	73	48	6	56	86	3	72	3	4	4	44	8	3	4	-	-	-	-
Medium & Light Bomber	1,349	461	95	51	418	116	68	47	7	96	25	151	196	79	187	92	86	11	12	15	19	17	16	-	1	5
Fighter	2,909	1,089	179	316	571	378	173	119	252	332	122	22	306	139	288	52	171	71	275	51	66	52	30	18	(3)	18
Reconnaissance	607	182	9	9	40	113	61	108	47	122	45	18	32	3	27	(2)	17	11	79	8	8	15	8	9	1	1
1st Line Losses	3,818	834	183	321	1,066	678	204	285	244	304	79	121	174	119	112	55	141	85	196	38	74	32	39	23	10	23
2nd Line Losses	1,644	1,052	113	60	45	102	85	4	141	295	118	128	446	107	462	92	143	13	215	44	24	56	15	4	(11)	1
European Area																										
Heavy Bomber-Total	475	5	10	(4)	103	168	(20)	6	87	48	3	56	16	2	-	-	-	1	1	3	-	-	-	-	-	-
1st Line Losses	466	5	8	(5)	103	167	(22)	5	87	47	2	56	16	2	-	-	-	1	1	3	-	-	-	-	-	-
2nd Line Losses	9	-	2	1	-	1	2	1	-	1	1	-	-	-	-	-	-	-	-	-	-	-	-	-	-	-
Medium & Light Bomber-Total	731	40	73	37	367	99	29	59	17	33	-	3	13	1	5	20	1	-	3	-	8	-	3	-	-	-
1st Line Losses	671	26	66	37	361	97	25	59	10	33	1	3	13	1	5	20	1	-	3	-	8	-	3	-	-	-
2nd Line Losses	60	14	7	-	6	2	4	34	7	-	(1)	-	-	1	5	-	1	-	1	-	-	-	-	-	(1)	-
Fighter-Total	1,604	214	134	26	495	370	89	169	155	26	19	28	14	77	28	11	67	27	38	11	12	(4)	4	2	6	5
1st Line Losses	1,393	206	40	23	488	285	86	166	148	24	18	28	14	76	21	11	66	27	38	11	12	(4)	4	9	6	6
2nd Line Losses	211	8	94	5	7	85	3	3	7	2	1	3	-	1	7	-	1	-	-	-	-	-	-	-	-	-
Reconnaissance-Total	282	54	1	(3)	10	82	58	76	27	4	-	16	9	1	-	2	-	39	1	-	-	4	8	-	-	-
1st Line Losses	275	54	1	(3)	10	82	55	75	25	4	-	16	9	1	-	2	-	39	1	-	-	4	8	-	-	-
2nd Line Losses	7	-	-	-	-	1	3	1	2	-	-	-	-	-	-	-	-	-	-	-	-	-	-	-	-	-
Caribbean Area																										
Heavy Bomber-Total	14	1	-	7	-	-	1	4	-	2	-	-	-	-	-	-	-	-	-	-	-	1	-	-	-	-
1st Line Losses	2	-	-	7	-	-	1	4	-	2	-	-	-	-	-	-	-	-	-	-	-	1	-	-	-	-
2nd Line Losses	12	1	-	7	-	-	1	4	-	-	-	-	-	-	-	-	-	-	-	-	-	-	-	-	-	-
Medium & Light Bomber-Total	12	5	-	2	-	-	-	-	-	5	-	-	4	1	1	-	(1)	-	(1)	-	1	2	1	-	1	-
1st Line Losses	2	(1)	-	2	-	-	-	-	-	5	-	-	4	1	1	-	(1)	-	(1)	-	1	2	1	-	1	-
2nd Line Losses	10	6	-	-	-	-	-	-	-	-	-	-	-	-	-	-	-	-	-	-	-	-	-	-	-	-
Fighter-Total	192	14	15	167	2	-	-	2	-	2	-	2	1	1	-	-	-	-	1	-	2	5	5	-	1	-
1st Line Losses	192	14	15	167	2	-	-	2	-	2	-	2	1	1	-	-	-	-	1	-	2	5	5	-	1	-
2nd Line Losses	-	-	-	-	-	-	-	-	-	-	-	-	-	-	-	-	-	-	-	-	-	-	-	-	-	-
Reconnaissance-Total	6	-	2	-	-	-	-	2	1	(1)	-	-	-	-	4	(4)	-	-	-	-	-	-	-	-	-	-
1st Line Losses	1	-	-	-	-	-	-	1	1	-	-	-	-	-	4	(4)	-	-	-	-	-	-	-	-	-	-
2nd Line Losses	5	-	2	-	-	-	-	1	3	(1)	-	-	-	-	-	-	-	-	-	-	-	-	-	-	-	-

Table 109.--LOSSES OF NON-COMBAT TYPES OF AIRPLANES OVERSEAS, BY AREA AND BY TYPE OF AIRPLANE: DEC 1941; QUARTERLY, 1941 TO 1945; MONTHLY, 1946 AND 1947

Note--Excludes losses enroute to and from overseas. Figures in parentheses indicate the excess of gains from salvage over losses. For years prior to 1946 see Army Air Forces Statistical Digest 1946.

Year and Month	Transport Airplane Losses							Communications and Trainer Airplane Losses						
	All Areas	European Area	Caribbean Area	Pacific Area	China Area	Alaska	Other Overseas	All Areas	European Area	Caribbean Area	Pacific Area	China Area	Alaska	Other Overseas
Total	1,240	397	9	544	275	11	4	659	379	6	221	43	9	1
<u>Annually</u>														
1946	790	314	2	197	269	8	-	415	311	1	61	35	7	-
1947	450	83	7	347	6	3	4	244	68	5	160	8	2	1
<u>Monthly</u>														
<u>1946</u>														
Jan.	152	6	-	23	123	-	-	44	19	-	6	19	-	-
Feb.	225	74	-	14	137	-	-	11	1	2	2	6	-	-
Mar.	116	28	-	89	-	(1)	-	119	73	1	43	2	-	-
Apr.	35	17	1	14	2	1	-	64	46	-	9	8	1	-
May.	56	56	4	(6)	1	1	-	9	20	-	(12)	-	1	-
Jun.	25	40	2	(17)	-	-	-	72	79	-	(8)	-	1	-
Jul.	11	10	1	1	-	(1)	-	30	27	-	3	-	-	-
Aug.	89	43	-	45	-	1	-	(6)	(16)	-	9	-	1	-
Sep.	6	7	(8)	2	2	3	-	17	18	(3)	1	-	1	-
Oct.	34	18	-	13	1	2	-	15	13	-	1	-	1	-
Nov.	12	4	1	6	1	-	-	14	10	1	2	-	1	-
Dec.	29	11	1	13	2	2	-	26	21	-	5	-	-	-
<u>1947</u>														
Jan.	50	39	3	7	1	-	-	15	11	1	3	-	-	-
Feb.	7	2	(1)	7	-	-	(1)	8	3	-	3	2	-	-
Mar.	43	12	1	25	5	(1)	1	38	23	-	14	-	1	-
Apr.	26	9	-	16	-	1	-	24	16	-	7	1	-	-
May.	201	(1)	-	198	-	-	4	22	-	1	20	-	1	-
Jun.	14	1	-	12	-	1	-	20	6	1	12	1	-	-
Jul.	34	7	-	27	-	-	-	20	-	1	19	(1)	-	1
Aug.	42	1	-	41	-	-	-	25	2	1	22	-	-	-
Sep.	11	2	2	7	-	-	-	13	4	-	7	1	1	-
Oct.	8	5	-	3	-	-	-	52	-	-	50	2	-	-
Nov.	7	2	-	3	-	2	-	5	3	-	1	1	-	-
Dec.	7	4	2	1	-	-	-	2	-	-	2	1	(1)	-

Table 110.-- LOSSES OF COMBAT AND NON-COMBAT TYPES OF AIRPLANES OVERSEAS, BY OVERSEAS AREA: 1941 TO 1947

(Excludes Air Transport Command overseas losses and all other losses enroute to and from overseas.)

Area and Type of Airplane	Total	1941 Dec	1942	1943	1944	1945	1946	1947
All Areas								
Total Losses.	56,045	411	1,727	6,620	20,391	17,649	6,667	2,580
Combat Type Airplane.	50,189	407	1,621	6,289	19,243	15,281	5,462	1,886
Non-Combat Type Airplane.	5,856	4	106	331	1,148	2,368	1,205	694
European Area								
Total Losses.	34,337	-	357	4,422	15,675	9,702	3,717	464
Combat Type Airplane.	31,899	-	337	4,303	15,066	8,788	3,092	313
Non-Combat Type Airplane.	2,438	-	20	119	609	914	625	151
Caribbean Area								
Total Losses.	1,034	-	174	179	131	291	227	32
Combat Type Airplane.	887	-	152	137	96	258	224	20
Non-Combat Type Airplane.	147	-	22	42	35	33	3	12
Pacific Area								
Total Losses.	14,674	408	955	1,439	3,001	4,661	2,245	1,965
Combat Type Airplane.	12,843	404	914	1,313	2,799	3,968	1,987	1,458
Non-Combat Type Airplane.	1,831	4	41	126	202	693	258	507
China Area								
Total Losses.	5,194	-	106	403	1,468	2,791	419	7
Combat Type Airplane.	3,858	-	91	376	1,189	2,087	115	-
Non-Combat Type Airplane.	1,336	-	15	27	279	704	304	7
Alaska Area								
Total Losses.	685	3	118	145	99	162	59	99
Combat Type Airplane.	603	3	110	135	80	143	44	88
Non-Combat Type Airplane.	82	-	8	10	19	19	15	11
Other Overseas								
Total Losses.	121	-	17	32	17	42	-	13
Combat Type Airplane.	99	-	17	25	13	37	-	7
Non-Combat Type Airplane.	22	-	-	7	4	5	-	6

Table III.-- AIRPLANE ARRIVALS OVERSEAS, BY OVERSEAS AREA AND BY TYPE OF AIRPLANE: 1941 TO 1947

Area and Type of Airplane	Total	1941 (Dec)	1942	1943	1944	1945	1946	1947 a/	
								(Jan- Aug)	(Sep- Dec)
All Areas - Total	77,537	212	5,374	16,149	37,018	17,651	417	519	197
Very Heavy Bomber a/	1,828	-	-	-	539	1,239	6	44	-
Heavy Bomber a/	18,892	18	955	4,289	10,740	2,795	81	14	-
Medium & Light Bomber a/	9,031	-	749	2,492	4,247	1,503	8	23	9
Fighter	31,697	190	2,812	6,729	14,113	7,435	159	119	140
Reconnaissance	3,283	-	168	729	1,311	959	18	82	16
Transport	7,173	4	474	1,453	3,464	1,570	91	96	21
Trainer & Communications	5,633	-	216	457	2,604	2,150	54	141	11
European Area - Total	47,705	-	2,032	10,797	27,151	7,673	48	2	2
Very Heavy Bomber a/	4	-	-	-	-	1	3	-	-
Heavy Bomber a/	15,502	-	449	3,402	9,681	1,962	7	1	-
Medium & Light Bomber a/	5,468	-	293	1,605	2,884	684	2	-	-
Fighter	19,092	-	901	4,417	10,221	3,521	32	-	-
Reconnaissance	1,414	-	82	402	714	214	-	-	2
Transport	3,563	-	235	812	2,055	456	4	1	-
Trainer & Communications	2,662	-	72	159	1,596	835	-	-	-
Caribbean Area - Total	1,661	-	397	414	204	264	174	107	101
Very Heavy Bomber a/	1	-	-	-	-	-	1	-	-
Heavy Bomber a/	205	-	55	13	46	22	68	1	-
Medium & Light Bomber a/	124	-	23	77	7	1	4	10	2
Fighter	770	-	170	202	84	138	57	42	77
Reconnaissance	137	-	27	62	1	14	3	17	13
Transport	226	-	46	39	39	40	39	18	5
Trainer & Communications	198	-	76	21	27	49	2	19	4
Pacific Area - Total	19,309	212	2,070	3,443	5,776	7,440	114	213	41
Very Heavy Bomber a/	1,395	-	-	-	228	1,160	2	5	-
Heavy Bomber a/	2,474	18	338	611	822	671	6	8	-
Medium & Light Bomber a/	2,532	-	292	653	951	618	2	10	6
Fighter	8,049	190	1,268	1,463	2,374	2,690	32	-	32
Reconnaissance	1,147	-	36	142	322	585	12	50	-
Transport	1,879	4	85	457	630	630	27	43	3
Trainer & Communications	1,833	-	51	117	449	1,086	33	97	-
China Area - Total	7,371	-	375	1,147	3,725	2,119	4	-	1
Very Heavy Bomber a/	389	-	-	-	311	78	-	-	-
Heavy Bomber a/	596	-	54	237	175	130	-	-	-
Medium & Light Bomber a/	729	-	55	105	370	199	-	-	-
Fighter	3,054	-	190	517	1,378	969	-	-	-
Reconnaissance	475	-	13	60	264	138	-	-	-
Transport	1,308	-	63	94	719	427	4	-	1
Trainer & Communications	820	-	-	134	508	178	-	-	-
Alaska - Total	1,081	-	447	222	106	147	77	61	21
Heavy Bomber a/	104	-	54	24	13	10	-	3	-
Medium & Light Bomber a/	154	-	77	43	32	-	-	1	1
Fighter	580	-	249	111	18	117	38	44	3
Reconnaissance	32	-	9	4	5	6	3	4	1
Transport	143	-	43	35	19	14	17	4	11
Trainer & Communications	68	-	15	5	19	-	19	5	5
Other Overseas - Total	410	-	53	126	56	8	-	136	31
Very Heavy Bomber a/	39	-	-	-	-	-	-	39	-
Heavy Bomber a/	11	-	5	2	3	-	-	1	-
Medium & Light Bomber a/	24	-	9	9	3	1	-	2	-
Fighter	152	-	34	19	38	-	-	33	28
Reconnaissance	78	-	1	59	5	2	-	11	-
Transport	54	-	2	16	2	3	-	30	1
Trainer & Communications	52	-	2	21	5	2	-	20	2

a/ See Table 71 p 109 for revision of classification and redesignation of bombardment types of aircraft, as of September 1947.

Table 112.-- DISPOSITION OF AIRPLANES EXCESS TO MILITARY REQUIREMENTS IN CONTINENTAL US AND OVERSEAS, BY TYPE OF AIRPLANE AND BY TYPE OF DISPOSITION: PRIOR TO 1945 AND JAN 1945 TO DEC 1947

Note.--Figures in parentheses represent net gains to inventory from those airplanes previously disposed of as excess. Transfers are airplanes transferred principally to War Assets Administration in Continental US - and to Foreign Liquidation Commission overseas. Transfers to other Government agencies are also included in this category. Under Scrap and Other are included those airplanes scrapped directly by the USAF or transferred to USAF activities for ground instructional purposes.


Type of Airplane and Type of Disposition	Total	Prior to 1945 a/	1945	1946	1947 b/		1945			
					(Jan- Aug)	(Sep- Dec)	1st Qtr	2nd Qtr	3rd Qtr	4th Qtr
Total USAF	59,531	14,993	34,118	8,853	1,221	346	6,201	5,078	8,843	13,996
Transfers	51,027	14,667	29,789	5,308	934	329	5,919	4,068	8,845	11,257
Scrap and Other	8,504	326	4,329	3,545	287	17	282	1,010	298	2,739
Continental US - Total	<u>50,716</u>	<u>14,993</u>	<u>31,420</u>	<u>3,804</u>	<u>378</u>	<u>121</u>	<u>6,201</u>	<u>5,066</u>	<u>8,759</u>	<u>11,394</u>
Transfers	47,330	14,667	29,386	3,077	96	104	5,919	4,056	8,461	10,950
Scrap and Other	3,386	326	2,034	727	282	17	282	1,010	298	444
Very Heavy Bomber - Total b/	-	-	2	(2)	-	-	-	-	-	2
Transfers	-	-	-	-	-	-	-	-	-	-
Scrap and Other	-	-	2	(2)	-	-	-	-	-	2
Heavy Bomber - Total b/	<u>10,808</u>	<u>41</u>	<u>9,218</u>	<u>1,533</u>	<u>16</u>	-	<u>24</u>	<u>740</u>	<u>2,382</u>	<u>6,072</u>
Transfers	10,312	39	8,845	1,418	10	-	6	568	2,293	5,978
Scrap and Other	496	2	373	115	6	-	18	172	89	94
Medium/Light Bomber - Total b/	<u>3,915</u>	<u>651</u>	<u>2,878</u>	<u>285</u>	<u>71</u>	<u>30</u>	<u>588</u>	<u>571</u>	<u>783</u>	<u>936</u>
Transfers	3,258	554	2,470	186	18	30	558	312	737	863
Scrap and Other	657	97	408	99	53	-	30	259	46	73
Fighter - Total	<u>5,411</u>	<u>133</u>	<u>4,823</u>	<u>385</u>	<u>62</u>	<u>8</u>	<u>564</u>	<u>1,223</u>	<u>1,512</u>	<u>1,524</u>
Transfers	4,267	84	3,929	224	22	8	381	802	1,398	1,348
Scrap and Other	1,344	49	894	161	40	-	183	421	114	176
Reconnaissance - Total	<u>582</u>	<u>108</u>	<u>246</u>	<u>210</u>	<u>17</u>	<u>1</u>	<u>27</u>	<u>18</u>	<u>35</u>	<u>166</u>
Transfers	479	85	210	183	1	-	26	13	32	139
Scrap and Other	103	23	36	27	16	1	1	5	3	27
Transport - Total	<u>5,616</u>	<u>942</u>	<u>3,775</u>	<u>804</u>	<u>78</u>	<u>17</u>	<u>1,252</u>	<u>898</u>	<u>263</u>	<u>1,362</u>
Transfers	5,425	928	3,714	728	40	15	1,243	874	255	1,342
Scrap and Other	191	14	61	76	38	2	9	24	8	20
Trainer - Total	<u>20,991</u>	<u>10,935</u>	<u>9,487</u>	<u>433</u>	<u>75</u>	<u>61</u>	<u>3,308</u>	<u>1,453</u>	<u>3,514</u>	<u>1,212</u>
Transfers	20,441	10,863	9,266	262	3	47	3,261	1,366	3,479	1,160
Scrap and Other	550	72	221	171	72	14	47	87	35	52
Communications - Total	<u>3,393</u>	<u>2,183</u>	<u>991</u>	<u>156</u>	<u>59</u>	<u>4</u>	<u>438</u>	<u>163</u>	<u>270</u>	<u>120</u>
Transfers	3,148	2,114	952	76	2	4	444	121	267	120
Scrap and Other	245	69	39	80	57	-	(6)	42	3	-
Overseas - Total	<u>8,815</u>	-	<u>2,698</u>	<u>5,049</u>	<u>843</u>	<u>225</u>	-	<u>12</u>	<u>84</u>	<u>2,602</u>
Transfers	3,697	-	403	2,231	838	225	-	-	84	307
Scrap and Other	5,118	-	2,295	2,818	5	-	-	-	-	2,295
Heavy Bomber - Total b/	<u>433</u>	-	<u>172</u>	<u>260</u>	<u>1</u>	-	-	-	-	<u>172</u>
Transfers	8	-	1	6	1	-	-	-	-	1
Scrap and Other	425	-	171	254	-	-	-	-	-	171
Medium/Light Bomber - Total b/	<u>1,293</u>	-	<u>538</u>	<u>726</u>	<u>12</u>	<u>17</u>	-	-	<u>2</u>	<u>536</u>
Transfers	117	-	32	56	12	17	-	-	2	30
Scrap and Other	1,176	-	506	670	-	-	-	-	-	506
Fighter - Total	<u>3,056</u>	-	<u>1,546</u>	<u>1,313</u>	<u>120</u>	<u>77</u>	-	-	<u>36</u>	<u>1,510</u>
Transfers	309	-	55	59	118	77	-	-	36	19
Scrap and Other	2,747	-	1,491	1,254	2	-	-	-	-	1,491
Reconnaissance - Total	<u>410</u>	-	<u>97</u>	<u>275</u>	<u>28</u>	<u>10</u>	-	-	<u>1</u>	<u>26</u>
Transfers	57	-	9	10	28	10	-	-	1	8
Scrap and Other	353	-	88	265	-	-	-	-	-	88
Transport - Total	<u>1,667</u>	-	<u>200</u>	<u>1,151</u>	<u>282</u>	<u>34</u>	-	<u>1</u>	<u>9</u>	<u>190</u>
Transfers	1,290	-	167	810	279	34	-	1	9	157
Scrap and Other	377	-	33	341	3	-	-	-	-	33
Trainer - Total	<u>176</u>	-	<u>39</u>	<u>77</u>	<u>39</u>	<u>21</u>	-	<u>7</u>	<u>26</u>	<u>6</u>
Transfers	163	-	35	68	39	21	-	7	26	2
Scrap and Other	13	-	4	9	-	-	-	-	-	4
Communications - Total	<u>1,780</u>	-	<u>106</u>	<u>1,247</u>	<u>361</u>	<u>66</u>	-	<u>4</u>	<u>10</u>	<u>92</u>
Transfers	1,753	-	104	1,222	361	66	-	4	10	90
Scrap and Other	27	-	2	25	-	-	-	-	-	2


a/ May through December 1944

b/ See Table 71 p 109 for revision of classification and redesignation of bombardment types of aircraft, as of September 1947.

Table 112.-- DISPOSITION OF AIRPLANES EXCESS TO MILITARY REQUIREMENTS IN CONTINENTAL US AND OVERSEAS, BY TYPE OF AIRPLANE AND BY TYPE OF DISPOSITION: PRIOR TO 1945 AND JAN 1945 TO DEC 1947 -- Continued

Type of Airplane and Type of Disposition	1946											
	Jan	Feb	Mar	Apr	May	Jun	Jul	Aug	Sep	Oct	Nov	Dec
Total AAF	1,631	909	734	2,081	734	904	634	829	183	227	297	245
Transfers	1,293	503	393	906	328	736	388	558	141	167	243	202
Scrap and Other	338	406	341	1,175	406	168	246	271	42	60	54	38
Continental US - Total	1,283	606	423	471	251	156	185	151	56	89	72	61
Transfers	1,212	489	333	411	197	99	144	78	28	40	23	23
Scrap and Other	71	117	90	60	54	57	41	73	28	49	49	38
Very Heavy Bomber - Total	(2)	-	-	-	-	-	-	-	-	-	-	-
Transfers	-	-	-	-	-	-	-	-	-	-	-	-
Scrap and Other	(2)	-	-	-	-	-	-	-	-	-	-	-
Heavy Bomber - Total	737	236	108	178	97	46	50	41	6	19	4	11
Transfers	732	199	95	167	84	35	43	29	4	20	2	3
Scrap and Other	5	37	13	11	13	11	7	12	2	(1)	2	8
Medium/Light Bomber - Total	88	27	42	65	21	15	7	3	2	3	3	2
Transfers	72	15	21	49	21	6	2	(2)	4	1	-	(3)
Scrap and Other	16	12	21	16	9	9	5	5	2	2	3	5
Fighter - Total	125	43	44	37	15	16	15	11	16	34	19	10
Transfers	100	22	19	27	10	5	4	10	5	13	13	7
Scrap and Other	25	21	25	10	5	11	11	10	11	19	6	3
Reconnaissance - Total	79	42	6	5	37	7	6	10	-	6	11	1
Transfers	78	42	5	4	37	3	4	9	-	(17)	1	1
Scrap and Other	1	-	1	1	4	4	2	1	-	7	10	-
Transports - Total	198	147	182	75	10	37	70	46	10	5	6	18
Transfers	189	127	175	68	4	34	66	40	8	3	1	13
Scrap and Other	9	20	7	7	6	3	4	6	2	2	5	5
Trainer - Total	56	76	32	106	44	29	15	21	10	18	16	10
Transfers	42	55	14	94	19	20	7	(1)	6	2	4	-
Scrap and Other	14	21	18	12	25	9	8	22	4	16	12	10
Communications - Total	2	36	9	5	27	6	22	19	5	4	13	9
Transfers	(1)	29	4	2	22	(4)	18	2	1	-	2	1
Scrap and Other	3	6	5	3	5	10	4	17	4	4	11	8
Overseas - Total	348	303	311	1,610	483	748	449	678	127	138	225	179
Transfers	81	14	60	495	131	637	224	480	113	127	220	179
Scrap and Other	267	289	251	1,115	352	111	205	198	14	11	5	-
Heavy Bomber - Total	3	2	11	119	45	(1)	1	60	9	9	-	2
Transfers	-	-	1	-	-	-	-	3	-	-	-	2
Scrap and Other	3	2	10	119	45	(1)	1	57	9	9	-	-
Medium/Light Bomber - Total	99	28	100	318	99	6	24	52	(1)	2	(1)	-
Transfers	45	-	-	-	-	(1)	24	17	(2)	1	(1)	-
Scrap and Other	54	28	100	318	99	7	24	38	1	1	-	-
Fighter - Total	119	11	92	610	129	98	110	100	1	1	11	31
Transfers	18	-	2	-	-	-	-	4	(2)	3	6	31
Scrap and Other	101	11	90	610	129	98	110	96	3	1	5	-
Reconnaissance - Total	84	-	-	47	53	6	70	12	2	-	1	-
Transfers	1	-	-	1	1	-	-	3	1	-	1	-
Scrap and Other	83	-	-	46	52	6	70	7	1	-	-	-
Transport - Total	37	249	74	249	73	68	47	305	(33)	23	22	37
Transfers	17	12	25	241	46	68	47	303	(33)	23	22	37
Scrap and Other	20	237	49	8	27	-	-	-	-	-	-	-
Trainer - Total	-	8	4	50	4	(1)	2	5	-	-	5	-
Transfers	-	2	2	49	4	(1)	2	3	-	-	5	-
Scrap and Other	-	6	2	1	-	-	-	-	-	-	-	-
Communications - Total	6	5	30	217	80	22	195	144	149	103	187	109
Transfers	-	-	30	204	80	21	195	144	149	103	187	109
Scrap and Other	6	5	-	13	-	1	-	-	-	-	-	-







PART V

FLIGHT OPERATIONS

As in preceding tables, the change in classification of USAF bombardment aircraft, which was effective 1 September 1947, has affected all the tables in this section presenting data on bombardment types of aircraft - principally - data on the flight and fuel consumption series. As noted this change is set forth in the table of changeover on page 109 and the affected tables are annotated for reference to this table.

With the conversion of the USAF to a peace-time organization and statistical reporting of basic data becoming more standardized, new topics have become available for publication. In this section, new tables are presented on flying time of airplanes in Continental US, by command and issuance of aircraft fuel by octane rating, by command. In addition a number of tables have been included as representative of special information used for control purposes within the Air Transport Command. These include number and type of weather stations, by geographical area; number of individual radio facilities maintained by Airways and Air Communications Service, by geographical area; number of ground approach landings, by command and number of instrument landings system operations performed by Airways and Air Communications Service, units, by Geographical area.

In order to include many models, the activities of which have declined since 1945 and also to include new models adopted since the war years, present tables on the flight and fuel consumption series show the years 1946 and 1947 in actual flying hours and actual gallons of aviation fuel consumed, respectively, instead of rounded to thousands, as in earlier issues.

Data on aircraft accidents have been revised to include the number of flying hours, in one hundred thousands, on which the rates are based, for the annual series, December 1941 through December 1947. The 1946 and 1947 monthly breakdown are presented on the basis of actual flying hours. During the preparation of this issue information has become available on the number of aircraft accidents overseas during 1947; the data therefore, have been expanded to include this information and thereby reflect the worldwide aircraft accident rate in the postwar period. The sources of these data are the Office of Inspector-General, Flying Safety Division and the Office of Comptroller, Materiel Statistics Division. Tabulations from the latter source include flying hours for foreign students, while the former does not; hence the number of flying hours tabulated in the aircraft accident tables may not agree with flying hours tabulated in other tables in this publication.

In this section, as in all other sections of the present issue, back series have been reaudited and where errors were discovered corrections have been made.




Table 113.-- USAF AIRFIELDS IN CONTINENTAL US, BY AIR FORCE OR COMMAND AND BY TYPE OF AIRFIELD: 1941 TO 1947

(Figures are as of end of month.)

Air Force or Command and Type of Airfield	1941		1942	1943	1944	1945			1946	1947
	Nov	Dec	Dec	Dec	Dec	Apr	Aug	Dec	Dec	Dec
Total	114	151	614	783	723	703	670	430	225	177 ^{g/}
Main Base	114	151	345	345	377	356	344	258	148	115
Sub-Base	-	-	71	116	37	56	57	22	17	18
Auxiliary Field	-	-	198	322	309	291	269	150	60	44
Continental Air Forces b/ - Total	e/	e/	211	240	188	177	195	121	-	-
Main Base	e/	e/	186	107	125	112	121	80	-	-
Sub-Base	e/	e/	68	105	26	23	22	11	-	-
Auxiliary Field	e/	e/	7	28	37	42	52	30	-	-
Strategic Air Command-Total	-	-	-	-	-	-	-	-	29	23
Main Base	-	-	-	-	-	-	-	-	23	19
Sub-Base	-	-	-	-	-	-	-	-	5	4
Auxiliary Field	-	-	-	-	-	-	-	-	1	0
Tactical Air Command-Total	-	-	-	-	-	-	-	-	26	24
Main Base	-	-	-	-	-	-	-	-	20	18
Sub-Base	-	-	-	-	-	-	-	-	2	2
Auxiliary Field	-	-	-	-	-	-	-	-	4	4
Air Defense Command-Total	-	-	-	-	-	-	-	-	25	25
Main Base	-	-	-	-	-	-	-	-	25	25
Sub-Base	-	-	-	-	-	-	-	-	-	-
Auxiliary Field	-	-	-	-	-	-	-	-	-	-
Air Training Command-Total	e/	e/	295	430	373	278	258	159	76	45
Main Base	e/	e/	104	125	108	78	74	59	27	14
Sub-Base	e/	e/	-	11	9	12	14	6	4	7
Auxiliary Field	e/	e/	191	294	256	188	170	94	45	24
Air Materiel Command-Total	e/	e/	59	59	96	163	140	79	40	38
Main Base	e/	e/	59	59	89	109	98	73	36	27
Sub-Base	e/	e/	-	-	1	18	18	2	4	4
Auxiliary Field	e/	e/	-	-	6	36	24	4	-	7
Air Transport Command-Total	e/	e/	23	33	43	54	49	37	12	6
Main Base	e/	e/	23	33	41	41	38	33	12	6
Sub-Base	e/	e/	-	-	1	2	2	-	-	-
Auxiliary Field	e/	e/	-	-	1	11	9	4	-	-
Air Proving Ground Command-Total	e/	e/	d/	d/	d/	d/	d/	d/	11	11
Main Base	e/	e/	d/	d/	d/	d/	d/	d/	2	2
Sub-Base	e/	e/	d/	d/	d/	d/	d/	d/	-	-
Auxiliary Field	e/	e/	d/	d/	d/	d/	d/	d/	9	9
Air University-Total	-	-	-	-	-	-	-	-	4	4
Main Base	-	-	-	-	-	-	-	-	2	3
Sub-Base	-	-	-	-	-	-	-	-	2	1
Auxiliary Field	-	-	-	-	-	-	-	-	-	-
Personnel Distribution Command-Total	-	-	-	-	3	11	9	4	-	-
Main Base	-	-	-	-	3	6	4	4	-	-
Sub-Base	-	-	-	-	-	-	-	-	-	-
Auxiliary Field	-	-	-	-	-	5	5	-	-	-
Other e/ - Total	e/	e/	26	21	20	20	19	30	2	1
Main Base	e/	e/	23	21	11	10	9	9	1	1
Sub-Base	e/	e/	3	-	-	1	1	3	-	-
Auxiliary Field	e/	e/	-	-	9	9	9	18	1	-

g/ Total for December 1947 includes eighteen (18) Municipal Airports upon which there are Reserve Base Units and ten (10) inert installations which were withdrawn from surplus and are being retained as Strategic Reserve. Stewart Field and Phillips Field (both Class II Installations) are also included. Surplus installations still under jurisdiction of USAF are included.

b/ Includes First, Second, Third and Fourth Air Forces and I Troop Carrier Command.

e/ Not available.

d/ Included in "Other".

g/ Includes Bolling Field Command.

Source: Air Installations Division, DCS/M

Table 114.-- MAJOR INSTALLATIONS IN CONTINENTAL US, BY TYPE OF INSTALLATION: 1944 THROUGH 1947

(Figures as of 31 December)

Type of Installation	1944		1945		1946		1947	
	Number of Separate Installations	Additional Activities of Installations	Number of Separate Installations	Additional Activities of Installations	Number of Separate Installations	Additional Activities of Installations	Number of Separate Installations	Additional Activities of Installations
Total	1,440	651	990	564	491	242	289^{a/}	172
Airfield	723	-	430	-	225	-	177	-
Assembly Plant (Government Owned)	-	8	-	6	-	2	-	1
Air Transport Command Freight Terminal	-	68	-	45	-	25	-	16
Basic Training Center	-	4	-	2	-	2	1	-
Bombing and Gunnery Range	480	-	407	-	157	-	162	-
Crash Boat Station	32	8	15	1	7	-	7	-
Depot - Total	79	252	42	233	10	121	7	24
Air Depot	-	12	-	12	-	11	-	10
Government Furnished Equipment Depot	2	1	1	-	-	-	-	-
Intransit Depot	7	-	4	-	-	2	-	-
Overseas Replacement Depot	2	-	3	-	1	1	1	1
Personnel Replacement Depot	1	2	-	2	-	-	-	-
Specialized Depot	67	1	34	1	9	-	6	-
Sub-Depot (3rd Echelon Repair Shop)	-	236	-	218	-	107	-	83
Hospital - Total	6	266	6	256	-	80	-	51
Convalescent Hospital	6	3	6	1	-	-	-	-
Debarcation Hospital	-	8	-	8	-	-	-	-
Regional Hospital	-	30	-	31	-	-	-	-
Station Hospital	-	225	-	216	-	80	-	51
Rented Office Space	79	-	86	-	52	-	34	-
Modification Center	-	12	-	-	-	-	-	-
Port of Aerial Embarkation	-	17	-	15	-	7	-	5
Redistribution Station	4	-	4	-	-	-	-	5
School - Total	27	16	-	6	-	5	1	5
Technical Training School	-	16	-	6	-	5	1	5
Civilian and Factor Technical	-	-	-	-	-	-	-	-
Training School	21	-	-	-	-	-	-	-
College Training Detachment	2	-	-	-	-	-	-	-
Contract Pilot School	14	-	-	-	-	-	-	-

^{a/} Includes 18 municipal airports upon which there are Reserve Base Units and 10 inert installations which were withdrawn from surplus and are being retained as Strategic Reserve. Two Class II installations are also included. Surplus installations still under jurisdiction of USAF are not included.

Table 115.-- STATUS OF AIR BASES AND AIR FIELDS OUTSIDE CONTINENTAL US: AUG 1941 THROUGH DEC 1947

Notes:--1. Total number of airfields used by USAF should not be construed as reflecting the total number used at any one time as the maximum number of airfields in the various theaters was attained on different dates due to combat operations.

2. The reduction in the total number of airfields in U.S. Possessions between 2 Sep 45 and 31 Dec 46 is due to the change in status of the Philippines from a U.S. Possession to Republic of the Philippines.

Areas	Aug 1941			VE-Day (8 May 1945)				VJ-Day (2 Sep 1945)				31 Dec 1946				31 Dec 1947			
	Total	Active	Under Constr.	Total	Active	Inactive ^{a/}	Released	Total	Active	Inactive ^{a/}	Released	Total	Active	Inactive ^{a/}	Released	Total	Active	Inactive ^{a/}	Released
Total	27	22	5	1,623	822	335	462	1,624	562	548	524	1,748	154	157	1,397	1,778	163	26	1,589
Africa	-	-	-	225	29	21	175	225	21	22	182	222	3	3	216	222	3	1	218
Asia	-	-	-	211	135	68	8	211	108	92	11	242	15	13	214	243	18	1	224
Atlantic Islands	6	1	5	24	20	3	1	24	20	3	1	24	9	5	10	24	7	4	13
Australia	-	-	-	116	7	0	109	116	3	0	113	120	0	36	84	120	0	0	120
Europe	-	-	-	629	401	163	65	629	190	332	107	642	38	13	591	643	25	1	617
North America	2	2	0	78	46	29	3	78	43	30	5	82	29	1	52	83	22	0	61
Pacific Islands	5	5	0	177	60	20	97	188	55	32	101	288	67	42	179	310	54	4	252
South America	1	1	0	27	25	2	0	27	25	2	0	28	10	8	10	32	6	4	22
US Possessions	13	13	0	136	99	33	4	136	97	35	4	100	23	36	41	101	28	11	62

^{a/} Excess and surplus airfields are included in column "Inactive" pending final disposition.

Source: DC/S, Materiel, Program Analysis Division, USAF.

Table 116.-- AIR TRANSPORT COMMAND AIR-WEATHER SERVICE AVERAGE NUMBER OF FORECASTING AND OBSERVING OPERATIONS, BY TYPE OF OPERATION: ANNUALLY, 1943 TO 1947

Year and Month	TYPE A - COMPLETE FORECASTING AND OBSERVING							TYPE B -- COMPLETE FORECASTING								
	Total	Conti- nental US	Africa & Medi- terranean	Canada & Alaska	Carib- bean & S. At- lantic	Euro- pean	North Atlan- tic	Pac- ific	Total	Conti- nental US	Africa & Medi- terranean	Canada & Alaska	Carib- bean & S. At- lantic	Euro- pean	North Atlan- tic	Pac- ific
Annually																
1943.	359	220	48	14	27	11	10	29	86	48	-	7	-	28	-	3
1944.	402	236	37	18	15	21	11	64	116	67	18	6	2	10	1	12
1945.	372	194	35	22	15	28	9	69	231	94	28	3	6	62	1	37
1946.	121	76	-	8	11	6	5	15	65	45	1	2	2	2	1	12
1947.	109	65	-	7	8	7	7	15	36	16	1	2	4	6	2	5
Monthly																
1947																
Jan	108	63	-	8	8	8	6	15	41	18	3	1	4	7	1	7
Feb	107	63	-	8	8	8	6	15	39	20	3	1	3	7	1	4
Mar	108	65	-	8	8	6	7	14	41	18	1	1	4	8	3	6
Apr	106	65	-	7	9	5	7	13	38	18	1	3	3	7	2	4
May	107	65	-	8	8	5	7	14	35	17	1	1	4	4	2	6
Jun	107	65	-	8	8	5	7	14	34	17	-	1	4	5	2	5
Jul	103	61	-	8	8	5	7	14	30	13	-	1	4	5	2	5
Aug	109	63	-	7	8	8	7	16	32	14	-	2	4	7	1	4
Sep	110	66	-	7	8	8	7	14	32	16	-	3	3	7	1	2
Oct	114	67	-	6	9	11	7	14	32	15	-	4	3	4	1	5
Nov	115	70	-	7	8	7	7	16	28	11	-	5	3	5	1	3
Dec	115	70	-	7	8	7	7	16	27	10	-	4	3	5	2	3
	TYPE C - LIMITED FORECASTING AND COMPLETE OBSERVING							TYPE D - COMPLETE OBSERVING ONLY								
Annually																
1943.	61	17	10	2	9	7	1	15	158	39	1	49	22	-	11	36
1944.	147	29	11	6	8	48	5	50	199	28	23	56	27	2	27	26
1945.	170	33	8	6	8	73	2	40	186	18	16	56	33	3	23	37
1946.	51	12	6	3	1	20	1	8	40	2	-	2	21	1	9	5
1947.	31	8	-	3	1	12	2	5	24	1	-	3	7	3	8	2
Monthly																
1947																
Jan	36	7	-	3	1	18	1	6	26	1	-	1	9	4	9	2
Feb	35	8	-	3	1	15	1	7	23	-	-	1	8	3	9	2
Mar	33	6	-	4	1	15	1	6	22	-	-	1	8	3	8	2
Apr	34	6	-	4	1	14	2	7	20	-	-	2	5	3	8	2
May	33	7	-	4	2	14	2	4	26	1	-	2	7	5	8	2
Jun	32	7	-	4	2	14	2	3	23	1	-	2	7	3	8	2
Jul	29	10	-	2	1	10	2	4	27	1	-	4	8	4	7	2
Aug	24	8	-	2	1	8	2	3	23	1	-	4	6	2	8	2
Sep	26	9	-	1	1	8	2	5	28	1	-	6	5	3	8	2
Oct	27	9	-	2	-	9	3	4	25	1	-	6	5	3	8	2
Nov	20	5	-	2	-	7	2	4	27	5	-	6	5	-	9	2
Dec	25	9	-	3	-	7	2	4	21	1	-	4	5	-	0	2

Table 117.-- FACILITIES MAINTAINED BY AIRWAYS AND AIR COMMUNICATIONS SERVICE UNITS, INCLUDING AVERAGE NUMBER OF PAGING BEACON CONTROL TOWER; GROUND TO AIR COMMUNICATIONS AND RADIO RANGE FACILITIES, BY GEOGRAPHICAL AREA: MONTHLY, 1947

Year and month	NUMBER OF HOMING BEACON FACILITIES							NUMBER OF CONTROL TOWER FACILITIES						
	Total	1st Wing	5th Wing	7th Wing	59th Group	66th Group	73rd Group	Total	1st Wing	5th Wing	7th Wing	59th Group	66th Group	73rd Group
		Continental US	Europe	Far East	W. Alaska Aleutians	E. Alaska Canada N. Atlantic	Caribbean		Continental US	Europe	Far East	W. Alaska Aleutians	E. Alaska Canada N. Atlantic	Caribbean
Average	4	16	23	3	7	5	58	82	24	26	11	8	10	161
1947														
Jan	5	23	32	2	5	7	74	83	29	35	11	8	11	177
Feb	4	23	28	2	5	7	69	83	30	32	11	8	12	176
Mar	5	24	26	2	5	7	69	85	32	32	11	8	12	180
Apr	4	17	23	3	7	7	61	83	31	25	11	8	11	169
May	4	15	22	3	7	7	56	83	27	25	11	7	10	163
Jun	4	15	20	3	7	5	54	83	25	22	11	7	10	158
Jul	3	14	20	3	8	5	53	84	23	22	11	7	10	157
Aug	3	13	23	4	8	5	56	83	21	22	11	7	10	154
Sep	4	14	18	4	8	4	52	79	20	22	11	7	10	149
Oct	4	12	18	4	10	4	52	80	18	23	12	8	10	151
Nov	4	11	20	5	9	5	54	78	17	27	12	7	10	151
Dec	4	13	22	5	2	4	50	79	16	27	12	7	9	150

Year and month	NUMBER OF GROUND TO AIR COMMUNICATIONS FACILITIES							NUMBER OF RADIO RANGE FACILITIES							
	Total	1st Wing	5th Wing	7th Wing	59th Group	66th Group	73rd Group	Total	1st Wing	5th Wing	7th Wing	59th Group	66th Group	73rd Group	122nd L.L. Unit
		Continental US	Europe	Far East	W. Alaska Aleutians	E. Alaska Canada N. Atlantic	Caribbean		Continental US	Europe	Far East	W. Alaska Aleutians	E. Alaska Canada N. Atlantic	Caribbean	Canada Alaska
Average	63	19	19	10	14	16	141	35	17	16	7	12	15	-	102
1947															
Jan	50	27	25	13	13	16	144	36	30	26	8	12	16	-	128
Feb	57	26	23	12	13	16	147	37	28	25	7	12	16	-	125
Mar	56	26	24	12	13	17	148	38	26	23	7	12	18	-	124
Apr	64	23	20	12	12	19	150	35	19	18	7	12	19	-	110
May	65	17	18	9	13	19	141	35	15	16	7	11	16	-	96
Jun	66	16	17	9	13	17	138	35	14	14	7	11	15	-	96
Jul	65	17	17	9	14	17	139	34	13	12	7	12	15	-	93
Aug	65	15	17	9	15	16	137	34	14	11	7	12	14	-	92
Sep	65	16	16	9	15	15	135	34	12	11	8	12	14	-	91
Oct	65	14	16	10	16	15	136	33	12	11	7	12	14	1	90
Nov	67	13	17	10	16	15	138	32	11	11	7	12	14	1	88
Dec	66	12	18	10	16	14	136	32	11	12	7	13	13	1	89

Source: Air Transport Command

Table 118.-- NUMBER OF GROUND CONTROL APPROACH OPERATIONS PERFORMED BY AIRWAYS AND AIR COMMUNICATIONS SERVICE UNITS, BY GEOGRAPHICAL AREA: MONTHLY, 1947

Year and month	Total	1st Wing	5th Wing	7th Wing	59th Group	66th Group	73rd Group
		Continental US	Europe	Far East	W. Alaska Aleutians	Canada N. Atlantic E. Alaska	Caribbean
Total	53,878	6,316	18,167	7,881	2,146	-	88,388
<u>1947</u>							
Jan	463	147	1,048	360	161	-	2,179
Feb	1,162	279	1,241	450	52	-	3,164
Mar	1,268	-	1,280	655	96	-	3,299
Apr	1,411	396	1,087	588	106	-	3,588
May	2,300	183	757	483	17	-	3,740
Jun	2,355	408	494	480	-	-	3,737
Jul	2,976	553	1,379	463	87	-	5,458
Aug	4,498	-	2,097	706	257	-	7,558
Sep	7,798	1,075	1,926	1,476	219	-	12,454
Oct	11,258	1,271	2,426	811	473	-	16,239
Nov	9,454	1,050	1,754	658	428	-	13,344
Dec	8,935	954	2,678	751	250	-	13,568

Table 119.-- NUMBER OF INSTRUMENT LANDINGS SYSTEM OPERATIONS PERFORMED BY AIRWAYS AND AIR COMMUNICATIONS SERVICE UNITS, BY GEOGRAPHICAL AREA: MONTHLY, 1947

Year and month	Total	1st Wing	5th Wing	7th Wing	59th Group	66th Group	73rd Group
		Continental US	Europe	Far East	W. Alaska Aleutians	Canada N. Atlantic E. Alaska	Caribbean
Total	7,920	674	153	1,150	1,216	425	11,538
<u>1947</u>							
Jan	727	176	-	52	110	-	1,065
Feb	674	206	-	49	101	-	1,030
Mar	754	-	-	67	21	-	842
Apr	487	-	-	183	107	138	915
May	550	-	-	101	125	142	918
Jun	991	-	-	84	-	132	1,207
Jul	521	5	-	87	115	-	728
Aug	865	-	7	90	111	-	1,073
Sep	1,081	170	120	131	141	13	1,656
Oct	456	115	-	127	26	-	724
Nov	416	2	26	119	182	-	745
Dec	398	-	-	60	177	-	635

Source of above tables: Air Transport Command.

Table 120.-- FLYING TIME OF AIRPLANES IN CONTINENTAL US, 9Y

(In actual

Line No.	Type and Model	Total	1946	1947	1946	1946 (March)		
					All Commands a/	Strategic Air Command	Tactical Air Command	Air Defense
								ADC
1	Total	4,849,610	2,483,717	2,365,893	395,454	272,983	279,175	63,782
2	<u>Bomber-Total</u>	<u>1,020,345</u>	<u>513,204</u>	<u>507,141</u>	<u>76,993</u>	<u>92,621</u>	<u>68,114</u>	<u>11,903</u>
3	B-29	168,340	49,204	119,136	3,650	30,724	251	27
4	B-17	120,544	67,543	53,001	14,708	13,993	2,293	547
5	B-24	9,753	9,355	398	4,675	-	18	17
6	B-32	39	39	-	31	-	-	-
7	B-25	565,818	310,149	255,669	44,505	46,670	25,278	8,479
8	B-26	1,193	1,193	-	741	-	88	-
9	A-20	748	735	13	86	-	85	3
10	A-26	153,373	74,543	78,830	8,500	1,234	40,101	2,830
11	Other	537	443	94	97	-	-	-
12	<u>Fighter-Total</u>	<u>326,626</u>	<u>163,926</u>	<u>162,700</u>	<u>29,936</u>	<u>20,016</u>	<u>34,219</u>	<u>2,371</u>
13	P-36	3,495	3,301	194	1,218	-	-	-
14	P-47	64,597	42,033	22,564	11,339	10,483	4,487	1,159
15	P-51	171,776	88,672	83,104	13,629	8,868	17,548	1,112
16	P-59	637	637	-	87	-	8	-
17	P-61	10,613	6,260	4,353	1,353	112	1,768	100
18	P-63	2,114	1,940	174	748	503	-	-
19	P-80 (Jet)	67,773	20,116	49,857	1,463	50	10,408	-
20	P-82	1,940	659	1,281	52	-	-	-
21	F-84 (Jet)	1,022	-	1,022	-	-	-	-
22	Other	459	308	151	47	-	-	-
23	<u>Reconnaissance-Total</u>	<u>65,743</u>	<u>29,830</u>	<u>35,913</u>	<u>5,551</u>	<u>10,697</u>	<u>6,458</u>	-
24	F-2	14,743	8,559	6,184	1,830	6,495	-	-
25	F-5	2,441	2,441	-	1,328	927	-	-
26	F-6	9,896	7,132	2,764	753	-	6,059	-
27	F-9	7,522	1,779	5,723	140	1,365	-	-
28	F-10	3,830	3,095	735	329	-	-	-
29	F-13	4,497	1,691	2,806	92	1,476	-	-
30	F-15	533	207	533	26	-	-	-
31	FP-80 (Jet)	14,278	476	13,802	-	-	399	-
32	OA-10	7,555	4,189	3,366	877	371	-	-
33	Other	448	261	-	176	63	-	-
34	<u>Transport-Total</u>	<u>1,525,441</u>	<u>802,124</u>	<u>723,317</u>	<u>152,702</u>	<u>110,920</u>	<u>100,275</u>	<u>26,637</u>
35	C-45, CQ-3	372,899	193,360	179,539	26,057	52,844	15,476	12,657
36	C-46	57,951	50,930	7,021	5,369	98	42,128	-
37	C-47, C-53	894,348	468,416	425,932	100,652	49,813	37,799	13,972
38	C-54	145,840	75,702	70,138	19,727	5,186	-	3
39	C-64	1,225	1,165	60	239	53	-	5
40	C-74	3,284	219	3,065	5	-	-	-
41	C-82	36,781	6,530	30,251	231	-	4,872	-
42	C-97	886	-	886	-	-	-	-
43	C-117	11,626	5,510	6,116	335	2,926	-	-
44	Other	601	292	309	87	-	-	-
45	<u>Trainer-Total</u>	<u>1,770,530</u>	<u>891,908</u>	<u>878,622</u>	<u>119,762</u>	<u>32,932</u>	<u>44,501</u>	<u>22,061</u>
46	AT-6	1,344,285	657,856	686,429	80,100	30,677	42,872	17,137
47	AT-7/AT-11	255,469	124,422	131,047	18,209	2,252	1,564	4,922
48	PT-13	165,482	104,602	60,880	20,480	1	65	-
49	Other	5,294	5,028	266	973	2	-	2
50	<u>Communications-Total</u>	<u>140,925</u>	<u>82,725</u>	<u>58,200</u>	<u>10,510</u>	<u>5,797</u>	<u>25,608</u>	<u>810</u>
51	L-4	46,981	20,017	26,964	303	-	-	-
52	L-5	80,997	58,835	22,162	9,797	5,768	25,422	810
53	K-5	6,049	2,055	3,994	312	25	186	-
54	K-6	4,304	1,477	2,827	71	-	-	-
55	Other	2,594	341	2,253	27	4	-	-

COMMAND, AND BY TYPE AND PRINCIPAL MODEL OF AIRPLANE: 1946 AND 1947

flying hours)

through December)								Line No.
Command Reserve	Air Training Command	Air Materiel Command	Air Transport Command	Proving Ground Command	Air University	Commanding General b/	Personnel Distribution Command c/	
122,466	681,660	266,777	305,453	40,833	51,445	411	3,278	1
-	<u>160,531</u>	<u>36,021</u>	<u>38,563</u>	<u>20,249</u>	<u>8,004</u>	<u>48</u>	<u>157</u>	2
-	859	3,814	7,364	2,499	1	15	-	3
-	8,346	12,916	10,333	4,407	-	-	-	4
-	1,276	1,078	2,264	11	-	16	-	5
-	-	-	8	-	-	-	-	6
-	139,164	14,055	14,222	10,031	7,571	17	157	7
-	345	3	15	1	-	-	-	8
-	-	-	561	-	-	-	-	9
-	10,541	3,826	3,779	3,300	432	-	-	10
-	-	329	17	-	-	-	-	11
4,293	<u>38,543</u>	<u>12,787</u>	<u>8,626</u>	6,982	<u>1,049</u>	104	-	12
-	90	746	1,214	32	-	1	-	13
-	7,197	3,480	1,667	2,204	-	17	-	14
9,293	26,586	4,339	3,913	2,278	1,049	57	-	15
-	2	210	330	-	-	-	-	16
-	4	1,083	469	1,365	-	6	-	17
-	8	226	435	13	-	7	-	18
-	4,656	2,071	475	977	-	16	-	19
-	-	549	2	56	-	-	-	20
-	-	-	-	-	-	-	-	21
-	-	83	121	57	-	-	-	22
-	<u>3,086</u>	<u>811</u>	<u>3,030</u>	<u>196</u>	-	<u>1</u>	-	23
-	1	206	27	-	-	-	-	24
-	-	73	106	7	-	-	-	25
-	-	167	98	55	-	-	-	26
-	259	-	15	-	-	-	-	27
-	2,766	-	-	-	-	-	-	28
-	-	18	73	32	-	-	-	29
-	-	181	-	-	-	-	-	30
-	-	77	-	-	-	-	-	31
-	60	85	2,698	98	-	-	-	32
-	-	4	13	4	-	1	-	33
-	<u>65,926</u>	<u>103,329</u>	<u>215,392</u>	<u>8,114</u>	<u>16,750</u>	<u>160</u>	<u>1,919</u>	34
-	9,753	38,408	19,816	3,781	13,577	46	945	35
-	286	1,556	1,007	-	405	81	-	36
-	55,605	59,372	143,098	4,330	2,768	33	974	37
-	240	2,102	48,441	3	-	-	-	38
-	-	196	672	-	-	-	-	39
-	-	81	133	-	-	-	-	40
-	42	928	457	-	-	-	-	41
-	-	-	-	-	-	-	-	42
-	-	515	1,734	-	-	-	-	43
-	-	171	34	-	-	-	-	44
<u>113,173</u>	<u>391,182</u>	<u>106,073</u>	<u>31,112</u>	<u>4,750</u>	<u>25,421</u>	<u>95</u>	<u>846</u>	45
95,357	278,941	66,835	17,419	4,682	23,116	82	638	46
17,816	30,177	37,713	9,450	1	2,305	13	-	47
-	82,064	-	1,927	65	-	-	-	48
-	-	1,525	2,316	2	-	-	208	49
-	<u>22,392</u>	<u>7,756</u>	<u>8,730</u>	<u>542</u>	<u>221</u>	<u>3</u>	<u>356</u>	50
-	19,521	9	184	-	-	-	-	51
-	1,223	7,141	7,716	381	221	-	356	52
-	254	344	784	150	-	-	-	53
-	1,359	32	4	11	-	-	-	54
-	35	230	42	-	-	3	-	55

Table 120.-- FLYING TIME OF AIRPLANES IN CONTINENTAL US, BY COMMAND, AND BY TYPE AND PRINCIPAL MODEL OF AIRPLANE: 1946 AND 1947 -- Continued

Type and Model	1947										
	Strategic Air Command	Tactical Air Command	Air Defense Command		Air Transport Command	Air Training Command	Air Materiel Command	Bolling Field Command	Air University	Proving Ground Command	Chief of Staff
			ADC	Reserve							
Total	250,285	254,676	135,353	492,340	209,200	533,142	219,255	118,335	104,886	41,013	7,408
Bomber-Total	130,683	65,204	21,183	-	23,676	143,948	48,552	26,502	18,697	24,991	3,095
B-29 . . .	99,784	141	44	-	8,814	1,024	5,911	-	-	3,418	-
B-17 . . .	6,322	392	717	-	6,666	16,205	12,603	2,389	226	7,481	-
B-24 . . .	-	-	-	-	-	158	240	-	-	-	-
B-25 . . .	23,177	22,313	13,836	-	8,191	119,373	21,954	24,113	11,695	8,375	2,642
A-26 . . .	1,410	42,958	6,586	-	5	7,188	7,737	-	6,776	5,717	453
Other . . .	-	-	-	-	-	-	107	-	-	-	-
Fighter-Total	28,637	44,737	10,204	4,984	6	43,015	15,475	4,648	6,626	4,271	97
P-38 . . .	-	-	-	-	-	-	28	-	-	166	-
P-47 . . .	457	4,837	7,097	-	-	6,530	3,199	-	-	429	15
P-51 . . .	16,019	19,131	2,041	4,984	5	23,144	5,063	4,648	6,626	1,361	82
P-61 . . .	1	804	1,013	-	1	-	2,457	-	-	77	-
P-63 . . .	147	-	-	-	-	-	27	-	-	-	-
P-80 (Jet)	11,986	19,965	-	-	-	13,341	3,162	-	-	1,403	-
P-82 . . .	27	-	-	-	-	-	602	-	-	652	-
P-84 (Jet)	-	-	53	-	-	-	897	-	-	72	-
Other . . .	-	-	-	-	-	-	40	-	-	111	-
Reconnaissance-Total	13,991	15,534	1	-	2,605	775	2,023	-	-	984	-
F-2 . . .	5,903	-	-	-	-	12	269	-	-	-	-
F-6 . . .	-	2,495	1	-	-	-	237	-	-	31	-
F-9 . . .	5,689	-	-	-	-	28	6	-	-	-	-
F-10 . . .	-	-	-	-	-	735	-	-	-	-	-
F-13 . . .	1,787	-	-	-	-	-	356	-	-	663	-
F-15 . . .	-	-	-	-	-	-	533	-	-	-	-
FP-80(Jet)	-	13,039	-	-	-	-	473	-	-	290	-
OA-10 . . .	612	-	-	-	2,605	-	149	-	-	-	-
Other . . .	-	-	-	-	-	-	-	-	-	-	-
Transport-Total	63,820	84,149	68,428	18	175,490	78,199	114,613	75,843	49,844	8,891	4,022
C-45, CQ-3	5,807	4,768	33,036	12	14,888	2,177	34,231	37,776	42,154	2,561	2,129
C-46 . . .	-	5,411	-	-	170	-	1,410	-	30	-	-
C-47, C-53	51,161	45,205	35,392	6	97,637	75,171	73,424	32,366	7,660	6,017	1,893
C-54 . . .	6,852	149	-	-	58,491	491	3,787	88	-	280	-
C-64 . . .	-	-	-	-	48	-	12	-	-	-	-
C-74 . . .	-	-	-	-	2,954	-	111	-	-	-	-
C-82 . . .	-	28,616	-	-	616	190	796	-	-	33	-
C-97 . . .	-	-	-	-	548	-	338	-	-	-	-
C-117 . . .	-	-	-	-	49	-	454	5,613	-	-	-
Other . . .	-	-	-	-	259	-	50	-	-	-	-
Trainer-Total	12,904	31,204	26,911	487,338	212	242,825	34,890	11,183	29,617	1,344	194
AT-6 . . .	12,855	31,201	23,352	381,611	195	180,744	25,788	10,866	18,279	1,344	194
AT-7, AT-11	49	1	3,539	105,727	17	1,203	8,856	317	11,338	-	-
PT-13 . . .	-	2	-	-	-	60,878	-	-	-	-	-
Other . . .	-	-	20	-	-	-	246	-	-	-	-
Communications-Total	240	13,248	8,626	-	7,211	24,380	3,702	159	102	532	-
L-4 . . .	-	-	8,500	-	-	18,333	131	-	-	-	-
L-5 . . .	237	11,731	126	-	6,368	1,182	2,018	159	102	239	-
R-5 . . .	3	272	-	-	843	2,216	369	-	-	291	-
R-6 . . .	-	65	-	-	-	2,649	113	-	-	-	-
Other . . .	-	1,180	-	-	-	-	1,071	-	-	2	-

a/ No breakdown by Command available until March 1946.

b/ Flying time for Commanding General included in other Commands May through December.

c/ Personnel Distribution Command inactivated 30 June 1946.

Table 121.-- FLYING TIME OF AIRPLANES IN CONTINENTAL US, BY TYPE AND PRINCIPAL MODEL OF AIRPLANE:
QUARTERLY, 1943 TO 1945; MONTHLY, 1946 AND 1947

Note:-- In thousands of hours, except for the years 1946 and 1947, which reflect actual flying hours. For the years previous to 1946, due to the rounding of figures to the nearest 1,000 hours, the totals of monthly flying time - by type and model of airplane - may not necessarily equal annual flying time by type and model. Similarly, flying time by model may not equal figures shown by type; total flying time in any period may not equal flying time by type.

Type and Model	In thousands of hours			In actual hours			In thousands of hours	
	1943	1944	1945	1946	1947 a/		1943	
					Jan-Aug	Sep-Dec	1st Qtr	2nd Qtr
Total	32,100	35,757	15,287	2,483,717	1,575,135	790,758	6,111	7,315
Very Heavy Bomber - Total a/	7	149	584	49,242	73,193	-	-	-
B-29	7	149	584	49,204	73,191	-	-	-
Other	-	-	-	138	2	-	-	-
Heavy Bomber - Total a/	2,541	4,921	2,558	76,937	34,108	-	298	461
B-17	1,387	2,520	1,237	67,543	33,777	-	196	275
B-24	1,153	2,389	1,301	9,355	-	-	102	186
B-32	-	-	14	39	-	-	-	-
Other	1	12	6	-	331	-	-	-
Medium Bomber - Total a/	1,280	1,599	1,445	311,342	174,356	45,955	235	338
B-25	635	998	1,182	310,149	174,339	-	110	174
B-26	463	530	258	1,193	-	-	72	107
B-29	-	-	-	-	-	45,945	-	-
B-50	-	-	-	-	-	10	-	-
Other	182	71	4	-	17	-	53	57
Light Bomber - Total a/	492	503	364	75,583	50,629	128,900	111	132
A-20	181	234	37	735	-	-	26	34
A-26	-	52	314	74,543	50,610	28,220	-	-
A-26	69	9	-	-	-	-	25	27
B-17	-	-	-	-	-	19,224	-	-
B-25	-	-	-	-	-	81,330	-	-
Other	242	208	13	305	19	126	60	71
Fighter - Total	1,771	3,156	2,013	163,926	106,086	56,614	208	406
P-38	308	364	252	3,301	-	-	42	75
P-39	373	259	17	3	-	-	37	81
P-40	367	1,014	370	47	-	-	73	83
P-47	604	1,065	769	42,033	16,780	5,784	47	142
P-51	83	286	464	88,672	53,513	29,591	1	19
P-59	-	2	4	637	-	-	-	-
P-61	1	12	41	6,260	2,917	1,436	-	-
P-63	-	106	92	1,940	-	-	-	-
P-80	-	-	1	20,116	31,354	18,503	-	-
Other	35	48	3	917	1,522	1,300	8	6
Reconnaissance - Total	119	117	161	29,830	23,457	12,456	40	41
F-2	-	-	-	8,559	4,970	1,214	-	-
F-4, F-5	21	52	68	2,442	-	-	8	5
F-6	-	4	22	7,132	1,705	1,059	-	-
F-9	-	-	-	1,779	2,380	3,343	-	-
F-13	-	1	11	1,691	1,659	1,147	-	-
FP-80	-	-	-	476	9,691	4,111	-	-
OA-10	-	-	-	4,189	-	-	-	-
Other	98	60	60	3,562	3,052	1,582	32	36
Transport - Total	1,989	3,953	2,109	802,124	476,748	246,569	196	399
C-45, CQ-3 b/	-	-	-	193,360	119,382	60,157	-	-
C-46	35	145	366	50,930	6,549	472	-	6
C-47	685	1,339	1,110	468,416	277,621	148,311	133	151
C-54	3	32	112	75,702	49,100	21,038	-	1
C-82	-	-	-	6,530	17,226	13,025	-	-
C-87	4	15	23	3	-	-	-	1
C-117	-	-	-	5,510	4,005	2,111	-	-
Other Hq & Med Transport	148	160	24	438	2,865	1,455	16	32
Other Light Transport	1,114	2,262	474	1,235	-	-	47	208
Trainer - Total	22,977	20,870	5,829	891,908	597,454	281,168	4,818	5,339
Advanced	7,893	9,407	4,664	782,297	546,683	270,793	1,739	1,962
Basic	7,387	6,501	390	2,157	142	20	1,609	1,632
Primary	7,697	4,962	776	107,454	50,629	10,355	1,470	1,745
Communications - Total	924	489	224	82,725	39,104	19,096	205	199
Liaison	924	486	217	78,886	33,926	16,963	205	199
Notary King	-	3	7	3,839	5,178	2,133	-	-

a/ See Table 71 p109 for revision of classification and redesignation of bombardment types of aircraft, as of September 1947.

b/ Included in Other prior to 1946.

Table 121.-- FLYING TIME OF AIRPLANES IN CONTINENTAL US, BY TYPE AND PRINCIPAL

Line No.	Type and Model	in thousands of hours										1946
		1943		1944				1945				
		3rd Qtr	4th Qtr	1st Qtr	2nd Qtr	3rd Qtr	4th Qtr	1st Qtr	2nd Qtr	3rd Qtr	4th Qtr	
1	Total	9,116	9,558	10,079	10,196	8,853	6,629	5,686	5,099	3,427	1,075	229,406
2	<u>Very Heavy Bomber-Total</u>	1	6	6	21	59	63	119	227	211	28	2,248
3	B-29	1	6	6	21	59	63	119	227	211	28	2,248
3a	Other	-	-	-	-	-	-	-	-	-	-	1
4	<u>Heavy Bomber - Total</u>	871	911	1,023	1,372	1,325	1,201	1,124	898	439	96	11,123
5	B-17	481	435	515	712	674	619	559	415	203	60	7,755
6	B-24	390	475	506	656	648	579	560	476	229	36	3,351
7	B-32	-	-	-	-	-	-	-	-	6	-	17
8	Other	-	1	2	4	3	3	3	7	1	-	-
9	<u>Medium Bomber - Total</u>	393	314	315	359	422	503	527	453	349	117	27,797
10	B-25	193	158	171	215	274	338	419	359	292	112	27,239
11	B-26	156	128	121	121	131	157	105	93	55	5	558
12	Other	44	28	23	23	17	8	3	1	-	-	-
13	<u>Light Bomber - Total</u>	122	127	116	153	133	101	111	136	89	30	5,445
14	A-20	60	61	54	78	65	37	22	13	2	1	80
15	A-26	-	-	-	8	12	32	79	120	86	27	5,345
16	A-36	11	6	5	2	1	1	-	-	-	-	-
17	Other	51	60	57	65	55	31	10	2	-	-	20
18	<u>Fighter - Total</u>	568	589	625	845	907	779	760	723	440	89	18,450
19	P-38	105	86	89	71	98	106	102	92	52	6	941
20	P-39	131	124	96	90	56	17	14	3	-	-	1
21	P-40	110	101	125	280	329	280	230	114	26	1	7
22	P-47	187	228	255	286	274	250	266	291	177	34	7,169
23	P-51	25	38	47	73	83	83	108	167	150	40	8,595
24	P-59	-	-	-	-	1	1	-	-	1	-	36
25	P-61	-	1	1	2	4	5	12	13	11	4	637
26	P-63	-	-	5	28	47	26	26	38	23	4	376
27	P-80	-	-	-	-	-	-	-	-	-	-	649
28	Other	10	11	7	15	15	11	3	-	-	-	39
29	<u>Reconnaissance - Total</u>	25	13	19	26	37	35	46	61	44	10	2,401
30	F-2	-	-	-	-	-	-	-	-	-	-	678
31	F-4, F-5	2	6	7	9	19	17	19	27	19	2	702
32	F-6	-	-	-	-	1	3	6	8	6	1	363
33	F-9	-	-	-	-	-	-	-	-	-	-	36
34	F-13	-	-	-	-	-	1	3	5	3	-	28
35	OA-10	-	-	-	-	-	-	-	-	-	-	267
36	Other	23	7	12	17	17	14	18	21	15	5	327
36a	FP-80	-	-	-	-	-	-	-	-	-	-	-
37	<u>Transport - Total</u>	644	750	964	1,132	1,065	792	662	571	562	313	88,394
38	C-45, C4-3 b/	-	-	-	-	-	-	-	-	-	-	13,642
39	C-46	15	14	11	24	48	62	89	135	117	27	4,188
40	C-47, C-53	213	188	228	351	417	343	292	288	311	220	61,929
41	C-54	1	1	3	5	9	15	18	32	46	18	8,189
42	C-82	-	-	-	-	-	-	-	-	-	-	72
43	C-87	1	2	4	4	4	3	6	5	12	-	-
44	C-117	-	-	-	-	-	-	-	-	-	-	154
45	Other Hvy & Med Transport	49	51	52	53	30	25	16	5	3	-	22
46	Other Light Transport	365	494	666	695	557	344	244	107	75	48	198
47	<u>Trainer - Total</u>	6,224	6,596	6,825	6,148	4,794	3,103	2,284	1,954	1,229	361	67,549
48	Advanced	2,096	2,096	2,498	2,777	2,337	1,795	1,691	1,569	1,082	323	55,352
49	Basic	2,002	2,144	2,349	1,981	1,362	809	259	82	40	8	306
50	Primary	2,126	2,356	1,978	1,390	1,095	499	334	302	109	31	11,891
51	<u>Communications - Total</u>	268	252	186	140	111	52	52	75	65	32	5,999
52	Liaison	268	252	186	139	110	51	50	73	63	31	5,794
53	Rotary Wing	-	-	-	1	1	1	2	3	2	1	205

b/ Included in Other prior to 1946.

MODEL OF AIRPLANE: QUARTERLY, 1943 TO 1945: MONTHLY, 1946 AND 1947 -- Continued

In actual hours											Line No.
1946 (Continued)											
Feb	Mar	Apr	May	Jun	Jul	Aug	Sep	Oct	Nov	Dec	
166,048	185,591	227,732	215,825	239,325	215,479	220,986	214,373	229,088	175,599	164,265	1
1,458	1,661	3,652	4,441	4,834	5,015	5,318	5,140	5,489	4,603	5,483	2
1,403	1,660	3,602	4,424	4,832	5,011	5,318	5,140	5,484	4,600	5,483	3
55	1	50	17	2	4	-	-	5	3	-	3a
8,291	8,985	8,186	6,717	8,036	5,574	4,564	4,565	4,781	2,974	3,141	4
6,953	8,127	7,327	5,941	6,936	5,317	4,261	4,377	4,610	2,873	3,066	5
1,324	858	851	776	1,100	257	303	188	171	101	75	6
14	-	8	-	-	-	-	-	-	-	-	7
-	-	-	-	-	-	-	-	-	-	-	8
17,449	21,396	26,137	28,163	30,280	28,996	30,409	29,807	29,863	22,507	18,538	9
17,266	21,362	26,107	28,131	30,089	28,899	30,346	29,804	29,862	22,506	18,538	10
183	34	30	32	191	97	63	3	1	1	-	11
-	-	-	-	-	-	-	-	-	-	-	12
3,182	5,196	9,126	6,683	7,950	7,616	7,638	6,567	6,301	5,760	4,119	13
6	-	543	54	51	1	-	-	-	-	-	14
3,155	5,140	8,526	6,616	7,896	7,600	7,614	6,524	6,258	5,752	4,117	15
-	-	-	-	-	-	-	-	-	-	-	16
21	56	57	13	3	15	24	43	43	8	2	17
11,486	10,544	14,401	12,666	14,820	13,033	16,376	15,655	16,024	11,126	9,345	18
277	145	867	578	209	155	29	50	20	11	19	19
2	-	-	-	-	-	-	-	-	-	-	20
5	13	11	4	7	-	-	-	-	-	-	21
4,170	2,871	5,314	3,928	4,222	3,280	3,446	2,447	2,298	1,790	1,098	22
5,034	6,139	6,065	6,045	7,719	7,025	9,697	9,983	10,186	6,046	6,138	23
51	61	227	133	67	31	17	10	2	-	2	24
716	468	540	291	545	579	627	448	435	465	509	25
372	157	287	158	81	95	258	112	7	15	22	26
814	588	1,058	1,369	1,915	1,750	2,180	2,529	2,993	2,763	1,508	27
45	102	32	160	55	118	122	76	83	36	49	28
3,150	3,258	3,187	2,046	2,644	3,028	2,201	2,921	1,713	1,343	1,938	29
1,152	1,161	723	1,063	432	908	521	758	195	481	487	30
627	503	472	32	55	51	-	-	-	-	-	31
390	685	976	228	984	873	677	771	699	230	256	32
104	101	129	98	88	41	59	508	273	173	169	33
64	306	203	162	209	254	129	119	57	43	117	34
610	302	302	119	465	462	442	481	273	241	225	35
203	200	382	344	411	439	373	284	216	175	208	36
-	-	-	-	-	-	-	-	-	-	476	36a
64,308	61,503	70,650	68,514	73,931	69,074	69,046	64,018	68,750	52,219	51,717	37
12,415	15,472	18,192	18,746	17,973	17,514	16,359	16,443	17,801	13,518	15,285	38
1,181	4,256	4,688	6,252	7,746	5,322	4,091	3,304	3,677	2,271	3,954	39
38,723	33,956	42,389	37,532	42,830	40,131	40,234	37,581	37,638	29,215	26,258	40
11,538	7,028	4,477	4,964	4,128	5,013	6,967	5,570	8,015	5,351	4,462	41
159	219	235	278	574	137	766	634	1,037	1,093	1,326	42
-	-	3	-	-	-	-	-	-	-	-	43
181	432	493	612	574	768	436	403	483	647	327	44
29	25	17	35	43	51	19	46	39	63	49	45
82	115	156	95	63	138	174	37	60	61	56	46
52,213	61,991	81,672	77,476	87,071	75,086	79,691	81,056	90,919	70,719	66,465	47
42,976	51,387	69,622	67,592	76,325	66,062	73,209	77,096	84,055	60,828	57,793	48
365	15	654	195	77	65	78	48	167	117	70	49
8,872	10,589	11,396	9,689	10,669	8,959	6,404	3,912	6,697	9,774	8,602	50
4,511	11,057	10,721	9,119	9,759	8,057	5,743	4,644	5,248	4,348	3,519	51
4,306	10,721	10,167	8,780	9,112	7,556	5,562	4,495	5,137	4,009	3,247	52
205	336	554	339	647	501	181	149	111	339	272	53

Table 121.-- FLYING TIME OF AIRPLANES IN CONTINENTAL US, BY TYPE AND PRINCIPAL MODEL OF AIRPLANE: QUARTERLY, 1943 TO 1945; MONTHLY, 1946 AND 1947 -- Continued

Type and model	In actual hours											
	1947											
	Jan	Feb	Mar	Apr	May	Jun	Jul	Aug	Sep	Oct	Nov	Dec
Total a/	166,213	160,596	183,525	197,530	219,890	221,783	217,492	208,106	216,071	216,224	182,975	175,488
Very Heavy Bomber - Total a/	6,628	6,457	8,548	10,383	10,399	9,028	10,662	11,088				
B-29	6,628	6,457	8,548	10,383	10,399	9,028	10,662	11,088				
Other	-	-	-	-	-	-	-	-				
Heavy Bomber - Total a/	3,734	3,401	3,966	4,504	4,744	5,011	4,600	4,148				
B-17	3,659	3,336	3,876	4,467	4,734	4,998	4,583	4,124				
Other	75	65	90	37	10	13	17	24				
Medium Bomber - Total a/	19,914	20,180	21,829	23,255	25,073	22,321	22,100	19,684	10,025	10,028	13,223	12,679
B-29	19,907	20,180	21,829	23,255	25,073	22,313	22,100	19,682				
B-29	-	-	-	-	-	-	-	-	10,025	10,028	13,218	12,674
B-29	-	-	-	-	-	-	-	-	-	-	5	5
Other	7	-	-	-	-	-	-	-	-	-	-	-
Light Bomber - Total a/	4,478	4,357	7,027	6,912	7,541	7,364	6,920	6,030	33,882	35,862	29,214	29,942
A-26	4,472	4,357	7,025	6,910	7,537	7,362	6,917	6,030	6,688	8,029	6,293	7,210
B-17	-	-	-	-	-	-	-	-	5,090	4,879	4,431	4,824
B-25	-	-	-	-	-	-	-	-	22,054	22,923	18,469	17,884
Other	6	-	2	2	4	2	3	-	50	31	21	24
Fighter - Total	12,801	14,793	12,445	12,394	12,311	12,875	13,115	15,352	15,939	15,771	11,701	13,203
P-47	2,045	2,559	2,031	2,031	2,226	2,121	1,600	1,649	1,639	1,700	1,094	1,351
P-51	8,100	8,239	6,288	5,949	5,074	5,402	6,440	8,021	7,964	7,282	6,704	7,641
P-61	546	577	340	341	242	276	258	316	258	339	243	596
P-80	1,960	3,171	3,104	3,857	4,565	4,927	4,630	5,140	5,694	6,057	3,322	3,430
Other	150	247	164	216	204	149	166	226	384	393	338	185
Reconnaissance - Total	2,737	2,361	3,620	2,945	3,475	2,861	2,660	2,798	3,360	3,939	2,622	2,535
F-2	819	644	924	687	812	399	323	362	400	338	197	279
F-6	479	221	199	214	178	123	116	175	129	270	358	302
F-9	253	313	497	223	154	106	194	640	1,079	650	1,079	394
F-13	117	189	178	171	459	240	119	186	134	415	385	213
FP-80	651	681	1,342	1,317	1,470	1,516	1,492	1,222	1,139	1,127	780	1,065
Other	418	313	480	333	402	477	416	213	338	710	252	282
Transport - Total	45,948	50,879	59,029	62,180	68,539	66,806	64,138	59,229	61,249	68,588	59,564	57,168
C-45, CQ-3	12,127	13,362	16,071	16,710	16,017	16,729	15,457	12,909	15,102	16,173	14,587	14,295
C-46	1,246	1,630	1,597	1,363	283	131	232	67	68	114	143	147
C-47	25,487	27,350	33,056	35,949	40,907	40,856	39,137	34,879	37,367	41,740	35,626	33,578
C-54	5,591	6,465	5,482	4,736	7,671	5,437	6,226	7,492	4,974	5,610	5,518	4,936
C-82	898	1,567	2,083	2,347	2,696	2,755	2,161	2,719	2,774	3,834	2,962	3,455
C-117	426	386	455	659	608	573	449	449	481	651	501	478
Other	173	119	285	416	357	325	476	714	483	466	227	279
Trainer - Total	65,815	53,044	62,492	69,884	82,706	90,628	87,956	84,929	86,316	76,369	62,477	56,006
Advanced	58,435	48,776	56,848	62,642	73,302	84,100	83,423	79,157	78,290	74,035	62,473	55,995
Basic	41	-	2	41	51	6	-	20	-	-	-	-
Primary	7,339	4,268	5,642	7,201	9,353	6,522	4,533	5,771	8,006	2,334	4	11
Communications - Total	4,158	5,124	4,569	5,073	5,102	4,889	5,341	4,848	5,300	5,667	4,174	3,955
Liaison	3,638	4,508	3,939	4,308	4,474	4,168	4,676	4,215	4,698	5,105	3,681	3,479
Rotary Wing	520	616	630	765	628	721	665	633	602	562	493	476

a/ See Table 71 p 109 for revision of classification and redesignation of bombardment types of aircraft as of September 1947.

Table 122.-- FLYING TIME OF AIRPLANES OVERSEAS, BY TYPE AND PRINCIPAL MODEL OF AIRPLANE: DEC 1941; QUARTERLY, 1942 TO 1945; MONTHLY 1946 AND 1947

Note--In thousands of hours, except for the years 1946 and 1947, which reflect actual flying hours. The data below do not equal the sum of those for individual overseas areas published elsewhere in this volume. Flying time of airplanes assigned to Air Transport Command and such projects as cold weather testing at Ladd Field, Alaska, Operations Crossroads, etc. are included here but not in any individual area. Prior to September 1945, flying time is that for only first line bombers and fighters with combat units. See also headnote to Table 121.

Type and Model	In thousands of hours					In actual hours		
	1941 (Dec)	1942	1943	1944	1945 b/	1946 b/	1947 a/	
							(Jan- Aug)	(Sep- Dec)
Total	1.2	128.9	1,865.3	6,957.1	6,187.0	1,158,953	745,154	308,500
<u>Very Heavy Bomber a/</u>								
B-29	-	-	-	75.3	550.2	21,974	13,714	-
<u>Heavy Bomber-Total a/</u>	0.5	51.8	669.4	3,209.1	2,049.1	59,303	50,722	-
B-17	0.5	34.2	392.5	1,482.7	1,054.0	54,900	50,669	-
B-24	-	17.6	277.0	1,726.4	994.3	4,403	53	-
B-32	-	-	-	-	0.8	-	-	-
<u>Medium Bomber-Total a/</u>	-	17.2	308.0	757.6	481.1	15,692	6,580	6,657
B-25	-	12.0	194.4	392.8	275.7	15,303	6,580	-
B-26	-	5.2	113.6	364.8	205.5	389	-	-
B-29	-	-	-	-	-	-	-	6,657
<u>Light Bomber-Total a/</u>	-	4.4	23.6	192.5	199.8	31,150	33,874	40,727
A-20	-	4.4	23.6	185.7	92.7	139	-	-
A-26	-	-	-	6.8	107.1	30,981	33,874	15,441
B-17	-	-	-	-	-	-	-	23,086
B-25	-	-	-	-	-	-	-	2,200
Other	-	-	-	-	-	30	-	-
<u>Fighter-Total</u>	0.7	55.5	864.3	2,722.6	1,851.4	157,235	133,671	51,891
F-38	-	6.7	227.7	555.5	329.2	10,168	-	-
F-39	-	10.0	139.3	95.0	-	-	-	-
P-40	0.4	31.7	254.1	175.4	14.4	-	-	-
F-47	-	-	133.6	1,099.4	723.7	57,809	53,149	19,867
F-51	-	-	6.2	708.5	642.8	80,393	68,855	24,483
F-61	-	-	3.5	29.0	52.0	7,807	9,485	3,576
F-80	-	-	-	-	-	1,035	2,113	3,965
Other	0.3	7.1	99.2	59.8	89.3	23	69	-
<u>Reconnaissance-Total</u>	e/	e/	e/	e/	6.2	28,834	20,666	10,453
F-2 d/	e/	e/	e/	e/	-	2,659	5,040	1,410
F-6	e/	e/	e/	e/	0.7	8,820	6,112	2,264
F-7	e/	e/	e/	e/	0.4	4,002	-	-
F-9	e/	e/	e/	e/	-	927	1,437	791
F-13	e/	e/	e/	e/	0.7	4,881	3,192	1,970
FP-80	e/	e/	e/	e/	-	-	1,430	1,929
OA-10	e/	e/	e/	e/	1.4	5,952	2,851	607
Other	e/	e/	e/	e/	3.0	1,593	604	1,482
<u>Transport-Total</u>	e/	e/	e/	e/	958.2	678,419	363,414	159,489
C-45, C-43 d/	e/	e/	e/	e/	-	42,522	35,360	11,551
C-46	e/	e/	e/	e/	200.4	62,858	42,239	15,522
C-47, C-53	e/	e/	e/	e/	347.8	290,530	147,161	61,620
C-54	e/	e/	e/	e/	368.1	278,164	136,187	69,277
Other	e/	e/	e/	e/	41.9	4,345	2,467	1,519
<u>Trainer-Total</u>	e/	e/	e/	e/	6.8	53,118	85,908	32,041
Advanced	e/	e/	e/	e/	6.6	53,096	85,718	31,907
Other	e/	e/	e/	e/	0.2	22	190	134
<u>Communications-Total</u>	e/	e/	e/	e/	37.6	95,359	36,605	7,242
Liaison	e/	e/	e/	e/	37.4	94,451	35,837	6,699
Rotary wing	e/	e/	e/	e/	0.2	908	768	543
<u>Transient b/</u>	-	-	-	-	46.6	17,869	-	-

a/ See Table 71 p 109 for revision of classification and redesignation of bombardment types of aircraft, as of September 1947.

b/ Includes flying time of transient airplanes for which no type or model breakdown was reported. Of the 17,869 hours of flying time of transient airplanes, ATC reported 16,278 hours; Pacific Area reported 1,591 hours during March 1946.

c/ Not available.

d/ Included in Other in 1945.

Table 122.-- FLYING TIME OF AIRPLANES OVERSEAS, BY TYPE AND PRINCIPAL MODEL OF

Line No.	Type and Model	In thousands of hours											
		1942				1943				1944			
		1st Qtr	2nd Qtr	3rd Qtr	4th Qtr	1st Qtr	2nd Qtr	3rd Qtr	4th Qtr	1st Qtr	2nd Qtr	3rd Qtr	4th Qtr
1	Total	9.5	22.0	25.9	71.5	161.5	359.9	663.2	680.7	982.6	1952.6	2141.4	1880.5
2	Very Heavy Bomber . .	-	-	-	-	-	-	-	-	-	9.6	23.5	42.2
3	B-29	-	-	-	-	-	-	-	-	-	-	-	-
4	Heavy Bomber-Total . .	1.9	8.8	10.2	30.9	60.4	127.5	222.6	258.9	416.5	870.3	1018.9	903.4
5	B-17	1.9	5.8	7.5	19.0	31.9	80.1	142.1	138.4	217.1	366.6	464.3	434.7
6	B-24	-	3.0	2.7	11.9	28.5	47.5	80.5	120.5	199.4	503.7	554.6	468.7
7	B-32	-	-	-	-	-	-	-	-	-	-	-	-
8	Medium Bomber-Total . .	0.2	3.3	5.0	8.7	17.6	48.1	127.4	114.9	133.6	220.0	220.9	183.1
9	B-25	0.1	1.4	3.1	7.4	13.4	32.9	77.1	71.0	70.8	101.5	106.6	113.9
10	B-26	0.1	1.9	1.9	1.3	4.2	15.2	50.3	43.9	62.8	118.5	114.3	69.2
11	Light Bomber-Total . .	-	0.9	1.3	2.2	4.1	5.4	6.3	7.8	18.0	66.1	64.5	43.9
12	A-20	-	0.9	1.3	2.2	4.1	5.4	6.3	7.8	18.0	66.1	64.2	37.4
13	A-26	-	-	-	-	-	-	-	-	-	-	0.3	6.5
13a	Other	-	-	-	-	-	-	-	-	-	-	-	-
14	Fighter-Total	7.4	9.0	9.4	29.7	79.4	178.9	306.9	299.1	414.5	786.6	813.6	707.9
15	P-38	-	-	0.4	6.3	22.1	54.4	82.0	69.2	75.1	182.0	159.7	138.7
16	P-39	0.9	3.5	2.6	3.0	12.8	21.3	56.9	48.3	42.1	43.4	9.5	-
17	P-40	4.6	4.3	5.1	17.7	35.5	66.6	80.4	71.6	67.4	53.5	34.5	20.0
18	P-47	-	-	-	-	0.1	15.6	44.1	73.8	163.0	324.2	323.2	289.0
19	P-51	-	-	-	-	-	0.1	0.1	6.0	30.7	163.4	270.3	244.1
20	P-61	-	-	-	-	-	0.1	-	3.4	3.1	4.3	9.6	12.0
21	P-80	-	-	-	-	-	-	-	-	-	-	-	-
22	Other	1.9	1.2	1.3	2.7	8.9	20.1	43.4	26.8	33.1	15.8	6.8	4.1
23	Reconnaissance-Total	e/	e/	e/	e/	e/	e/	e/	e/	e/	e/	e/	e/
24	F-2 d/	e/	e/	e/	e/	e/	e/	e/	e/	e/	e/	e/	e/
25	F-6	e/	e/	e/	e/	e/	e/	e/	e/	e/	e/	e/	e/
26	F-7	e/	e/	e/	e/	e/	e/	e/	e/	e/	e/	e/	e/
27	F-9	e/	e/	e/	e/	e/	e/	e/	e/	e/	e/	e/	e/
28	F-13	e/	e/	e/	e/	e/	e/	e/	e/	e/	e/	e/	e/
29	OA-10	e/	e/	e/	e/	e/	e/	e/	e/	e/	e/	e/	e/
30	Other	e/	e/	e/	e/	e/	e/	e/	e/	e/	e/	e/	e/
31	Transport-Total	e/	e/	e/	e/	e/	e/	e/	e/	e/	e/	e/	e/
32	C-45, CQ-3 d/	e/	e/	e/	e/	e/	e/	e/	e/	e/	e/	e/	e/
33	C-46	e/	e/	e/	e/	e/	e/	e/	e/	e/	e/	e/	e/
34	C-47, C-53	e/	e/	e/	e/	e/	e/	e/	e/	e/	e/	e/	e/
35	C-54	e/	e/	e/	e/	e/	e/	e/	e/	e/	e/	e/	e/
36	Other	e/	e/	e/	e/	e/	e/	e/	e/	e/	e/	e/	e/
37	Trainer-Total	e/	e/	e/	e/	e/	e/	e/	e/	e/	e/	e/	e/
38	Advanced	e/	e/	e/	e/	e/	e/	e/	e/	e/	e/	e/	e/
39	Other	e/	e/	e/	e/	e/	e/	e/	e/	e/	e/	e/	e/
40	Communications-Total . .	e/	e/	e/	e/	e/	e/	e/	e/	e/	e/	e/	e/
41	Liaison	e/	e/	e/	e/	e/	e/	e/	e/	e/	e/	e/	e/
42	Rotary Wing	e/	e/	e/	e/	e/	e/	e/	e/	e/	e/	e/	e/
43	Transient	-	-	-	-	-	-	-	-	-	-	-	-

e/ Not available

d/ Included in Other in 1945

Table 122.-- FLYING TIME OF AIRPLANES OVERSEAS, BY TYPE AND PRINCIPAL MODEL OF AIRPLANE: DEC 1941; QUARTERLY, 1942 TO 1945; MONTHLY 1945 AND 1947 -- Continued

Type and Model	In actual hours							
	1946 - Continued				1947			
	Sep	Oct	Nov	Dec	Jan	Feb	Mar	Apr
Total	104,708	108,216	87,912	77,740	78,117	76,629	91,634	102,385
Very Heavy Bomber								
B-29	1,111	1,785	1,895	1,321	1,464	1,833	1,902	1,574
Heavy Bomber-Total	5,547	5,296	4,392	4,834	4,711	5,154	6,066	6,585
B-17	5,316	5,100	4,254	4,685	4,671	5,145	6,064	6,583
B-24	231	196	138	149	40	9	2	2
Medium Bomber								
B-25	967	1,088	709	694	774	687	904	958
Light Bomber-Total	4,154	3,735	3,077	2,319	2,694	2,584	4,169	4,726
A-26	4,154	3,735	3,077	2,319	2,694	2,584	4,169	4,726
Other	-	-	-	-	-	-	-	-
Fighter-Total	16,653	18,564	15,565	11,474	12,343	14,386	20,365	21,516
P-38	884	482	323	-	-	-	-	-
P-47	6,369	6,746	5,576	4,611	4,259	5,878	9,580	8,865
P-51	8,536	10,394	8,821	6,093	7,016	7,482	9,078	11,137
P-61	696	762	623	691	870	822	1,416	1,405
P-80	168	180	222	56	185	188	286	102
Other	-	-	-	23	13	16	5	7
Reconnaissance-Total	2,845	3,035	3,127	2,601	2,594	2,093	2,438	2,782
P-2 d/	401	396	566	677	874	676	608	764
F-6	1,114	730	612	438	531	347	762	929
F-7	360	630	581	288	-	-	-	-
F-9	38	104	239	336	395	275	406	100
F-13	302	368	733	478	320	308	191	408
FP-80	-	-	-	-	-	2	67	107
OA-10	586	793	372	318	306	427	403	474
Other	44	14	24	66	168	58	1	-
Transport-Total	58,993	60,741	46,313	42,638	39,827	39,106	41,811	45,205
C-45, C4-3 d/	5,058	4,440	3,877	3,414	2,966	2,754	4,485	5,139
C-46	6,016	7,063	7,437	6,346	5,462	5,299	5,646	5,409
C-47, C-53	25,785	24,505	16,744	15,573	14,656	15,387	18,545	18,266
C-54	21,935	24,562	18,125	17,150	16,024	15,441	12,925	16,224
Other	199	171	130	155	719	225	210	167
Trainer-Total	5,470	6,043	6,372	6,549	7,083	6,129	8,096	13,378
Advanced	5,469	6,043	6,372	6,549	7,083	6,129	8,096	13,357
Other	1	-	-	-	-	-	-	21
Communications-Total	8,968	7,929	6,462	5,310	6,657	4,657	5,883	5,661
Liaison	8,942	7,866	6,401	5,245	6,593	4,559	5,804	5,558
Rotary Wing	26	63	61	65	64	98	79	103

d/ Included in Other in 1945.

Table 122.-- FLYING TIME OF AIRPLANES OVERSEAS, BY TYPE AND PRINCIPAL MODEL OF AIRPLANE: DEC 1941; QUARTERLY, 1942 TO 1946; MONTHLY 1946 AND 1947 -- Continued

Type and Model	In actual hours							
	1947 - Continued							
	May	Jun	Jul	Aug	Sep	Oct	Nov	Dec
Total	114,483	91,287	93,923	96,666	87,268	85,821	68,577	66,834
Very Heavy Bomber a/								
B-29	1,365	1,734	1,288	2,554				
Heavy Bomber a/								
B-17	8,320	6,327	7,079	6,480				
Medium Bomber - Total a/	1,015	837	674	731	2,189	2,044	1,493	931
B-25	1,015	837	674	731				
B-29					2,189	2,044	1,493	931
Light Bomber - Total a/	4,509	4,065	5,151	5,976	11,562	11,358	9,160	8,647
A-26	4,509	4,065	5,151	5,976	4,627	4,103	3,643	3,068
B-17					6,330	6,599	5,054	5,103
B-25					605	656	463	476
Fighter - Total	19,044	13,456	13,915	18,646	14,877	14,870	11,039	11,105
F-47	7,261	5,192	4,712	7,402	6,155	5,303	4,441	3,968
F-51	10,209	6,808	7,787	9,338	7,022	7,814	4,679	4,968
F-61	1,294	1,121	1,159	1,398	1,113	998	767	698
F-80	277	320	247	508	587	755	1,152	1,471
Other	3	15	10	-	-	-	-	-
Reconnaissance - Total	2,608	2,203	2,645	3,303	2,679	2,768	2,591	2,415
F-2	805	317	573	423	529	437	256	188
F-6	746	937	880	980	810	676	476	302
F-9	62	73	22	104	55	22	364	350
F-13	459	384	509	613	496	437	441	596
FP-80	186	351	215	502	355	537	487	550
OA-10	350	128	358	405	179	188	114	126
Other	-	13	88	276	255	471	453	303
Transport - Total	54,637	48,814	48,410	45,604	43,459	43,579	36,500	35,951
C-45, C-43 d/	6,333	5,408	4,074	4,201	3,776	3,519	2,178	2,078
C-46	5,900	4,808	4,631	5,084	5,138	4,131	3,334	2,919
C-47, C-53	22,525	19,980	18,589	19,213	17,806	17,042	13,147	13,625
C-54	19,655	18,368	20,828	16,722	16,425	18,479	17,440	16,933
Other	224	250	288	384	314	408	401	396
Trainer - Total	18,435	10,751	11,141	10,895	10,161	9,181	6,376	6,323
Advanced	18,396	10,693	11,107	10,857	10,122	9,152	6,350	6,283
Other	39	58	34	38	39	29	26	40
Communications - Total	4,550	3,100	3,620	2,477	2,341	2,021	1,418	1,462
Liaison	4,449	3,025	3,529	2,320	2,191	1,815	1,337	1,356
Rotary Wing	101	75	91	157	150	206	81	106

a/ See Table 71 p109 for revision of classification and redesignation of bombardment types of aircraft, as of September 1947.

d/ Included in Other in 1945.

Hours Flown Operations Crossroads (Included in the above breakdown by type and model)					
Type and Model	1946				
	Total	May	Jun	Jul	
Total	6,315	2,392	1,967	1,956	
B-29	1,613	535	600	478	
B-17	1,980	718	626	636	
F-13	1,052	426	203	423	
C-54	1,670	713	538	419	

Table 123.-- FLYING TIME OF AIRPLANES IN EUROPEAN AREA, BY TYPE AND PRINCIPAL MODEL OF AIRPLANE: QUARTERLY, 2ND QUARTER 1942 TO 1945; MONTHLY, 1946 AND 1947

(In thousands of hours, except for the years 1946 and 1947, which reflect actual flying hours. See also headnotes to Tables 121 and 122.)

Type and Model	in thousands of hours				in actual hours		in thousands of hours												
	1942 (Apr- Dec)	1943	1944	1945	1946	1947 a/		1942			1943				1944				
						(Jan- Aug)	(Sep- Dec)	2nd Qtr	3rd Qtr	4th Qtr	1st Qtr	2nd Qtr	3rd Qtr	4th Qtr	1st Qtr	2nd Qtr	3rd Qtr	4th Qtr	
Total	33.6	1,139.0	5,349.2	3,251.3	300,326	156,520	44,964	0.1	5.3	28.2	78.0	231.4	446.5	383.1	668.8	1,573.5	1,729.2	1,377.7	
Very Heavy Bomber a/																			
B-29	-	-	-	-	99	-	-	-	-	-	-	-	-	-	-	-	-	-	-
Heavy Bomber - Total a/	20.2	473.7	2,740.5	1,629.7	22,009	6,720	-	0.1	3.7	16.4	35.3	92.2	171.1	175.1	330.2	763.3	887.2	759.8	
B-17	16.1	367.2	1,482.7	1,050.3	22,009	6,720	-	-	3.0	13.1	22.6	71.3	135.6	137.7	217.1	366.6	464.3	434.7	
B-24	4.1	106.5	1,257.8	579.4	-	-	-	0.1	0.7	3.3	12.7	20.9	35.5	37.4	113.1	396.7	422.9	325.1	
Medium Bomber - Total a/	3.3	197.3	496.9	283.1	2,313	-	-	-	0.6	2.7	9.6	31.1	93.2	63.4	82.2	151.6	156.3	106.8	
B-25	2.7	87.6	132.3	78.7	1,985	-	-	-	0.6	2.1	5.9	17.0	43.8	20.9	19.6	33.1	42.0	37.6	
B-26	0.6	109.7	364.6	204.4	328	-	-	-	-	0.6	3.7	14.1	49.4	42.5	62.6	118.5	114.3	69.2	
Light Bomber - Total a/	1.1	15.8	113.6	127.4	13,639	9,857	5,804	-	-	1.1	2.0	4.5	5.2	4.1	5.7	37.9	44.6	25.4	
A-20	1.1	15.8	106.8	31.1	49	9,782	2,836	-	-	1.1	2.0	4.5	5.2	4.1	5.7	37.9	44.3	18.9	
A-26	-	-	6.8	96.3	13,590	9,782	2,968	-	-	-	-	-	-	-	-	-	0.3	6.5	
B-17	-	-	-	-	-	75	2,968	-	-	-	-	-	-	-	-	-	-	-	
Other	-	-	-	-	-	-	-	-	-	-	-	-	-	-	-	-	-	-	
Fighter - Total	9.0	452.2	1,998.2	1,139.5	59,588	32,211	5,486	-	1.0	8.0	31.1	103.6	177.0	140.5	250.7	620.7	641.1	485.7	
P-38	4.9	142.0	349.1	112.9	78	-	-	-	-	4.9	14.9	37.2	53.7	36.2	42.0	138.1	105.8	63.2	
P-39	-	31.0	41.0	-	-	-	-	-	-	-	1.7	3.2	14.4	11.7	17.2	5.6	-	-	
P-40	0.8	92.1	46.4	-	-	-	-	0.1	0.7	-	7.3	30.7	37.5	16.6	22.4	21.0	3.0	-	
P-47	-	96.0	836.8	487.7	31,927	17,043	5,355	-	-	-	0.1	15.6	30.9	49.4	113.5	275.8	257.7	189.8	
P-51	-	3.3	662.8	437.4	24,601	13,698	131	-	-	-	-	0.1	0.1	3.1	25.3	154.0	258.0	225.5	
P-61	-	-	7.8	12.4	2,357	-	-	-	-	-	-	-	-	-	-	-	4.7	3.1	
P-80	-	-	-	-	625	-	-	-	-	-	-	-	-	-	-	-	-	-	
Other	3.3	87.8	54.3	89.1	-	1,470	-	-	0.9	2.4	7.1	16.8	40.4	23.5	29.3	14.6	6.3	4.1	
Reconnaissance - Total	b/	b/	b/	1.2	3,957	3,761	887	b/	b/	b/	b/	b/	b/	b/	b/	b/	b/	b/	
F-6	b/	b/	b/	0.5	3,957	3,214	810	b/	b/	b/	b/	b/	b/	b/	b/	b/	b/	b/	
F-9 c/	b/	b/	b/	-	-	547	77	b/	b/	b/	b/	b/	b/	b/	b/	b/	b/	b/	
Other	b/	b/	b/	0.7	-	-	-	b/	b/	b/	b/	b/	b/	b/	b/	b/	b/	b/	
Transport - Total	b/	b/	b/	43.5	137,896	81,343	30,427	b/	b/	b/	b/	b/	b/	b/	b/	b/	b/	b/	
C-45, CQ-3	b/	b/	b/	1.3	19,346	19,045	4,818	b/	b/	b/	b/	b/	b/	b/	b/	b/	b/	b/	
C-47, C-53	b/	b/	b/	34.1	116,145	61,222	24,715	b/	b/	b/	b/	b/	b/	b/	b/	b/	b/	b/	
Other	b/	b/	b/	8.1	4,405	1,076	894	b/	b/	b/	b/	b/	b/	b/	b/	b/	b/	b/	
Trainer																			
Advanced	b/	b/	b/	3.3	14,201	10,461	1,586	b/	b/	b/	b/	b/	b/	b/	b/	b/	b/	b/	
Communications Liaison	b/	b/	b/	24.5	46,624	12,167	754	b/	b/	b/	b/	b/	b/	b/	b/	b/	b/	b/	

a/ See Table 71 p109 for revision of classification and redesignation of bombardment types of aircraft, as of September 1947.
 b/ Not available.
 c/ Included in Other in 1945 and 1946.
 d/ Includes 4 hours on Primary Trainer.

Table 123.-- FLYING TIME OF AIRPLANES IN EUROPEAN AREA, BY TYPE AND PRINCIPAL MODEL OF AIRPLANE: QUARTERLY, 2ND QUARTER 1942 TO 1944; MONTHLY, 1945 AND 1947--Continued

Type and Model	In thousands of hours				In actual hours													
	1945				1946												1947	
	1st Qtr	2nd Qtr	3rd Qtr	4th Qtr	Jan	Feb	Mar	Apr	May	Jun	Jul	Aug	Sep	Oct	Nov	Dec	Jan	Feb
Total	1709.5	1212.0	268.6	62.1	17,507	18,228	26,199	31,451	30,120	23,218	31,982	29,955	32,038	27,306	19,779	12,543	13,134	12,639
Very Heavy Bomber																		
B-29	-	-	-	-	-	2	3	-	5	3	10	13	14	25	22	2	-	-
Heavy Bomber - Total	935.3	586.4	97.7	10.3	1,716	2,334	1,864	2,826	2,808	2,229	3,084	584	1,999	1,525	591	449	567	590
B-17	561.8	381.4	96.8	10.3	1,716	2,334	1,864	2,826	2,808	2,229	3,084	584	1,999	1,525	591	449	567	590
B-24	373.5	205.0	0.9	-	-	-	-	-	-	-	-	-	-	-	-	-	-	-
Medium Bomber - Total	137.1	108.6	34.9	2.5	352	429	272	224	226	201	159	90	122	175	51	12	-	-
B-25	44.7	30.7	2.7	0.6	177	280	268	224	226	201	159	90	122	175	51	12	-	-
B-26	92.4	77.9	32.2	1.9	175	149	4	-	-	-	-	-	-	-	-	-	-	-
Light Bomber - Total	51.6	72.7	1.8	1.3	459	423	690	1,719	1,230	992	1,176	1,314	2,087	1,748	1,218	583	819	769
A-20	21.6	8.7	0.7	0.1	1	4	36	7	1	-	-	-	-	-	-	-	-	-
A-26	30.0	64.0	1.1	1.2	458	419	654	1,712	1,229	992	1,176	1,314	2,087	1,748	1,218	583	769	744
Other	-	-	-	-	-	-	-	-	-	-	-	-	-	-	-	-	50	25
Fighter - Total	585.5	444.3	100.0	9.7	3,083	2,672	4,469	5,735	5,408	3,095	7,350	6,743	7,211	6,462	4,714	2,646	2,683	3,241
P-38	65.8	40.0	6.9	0.2	48	19	11	-	-	-	-	-	-	-	-	-	-	-
P-47	230.5	208.1	44.5	4.6	1,671	1,253	1,901	3,301	3,128	1,304	4,258	3,867	4,065	3,324	2,261	1,594	1,099	1,710
P-51	225.4	160.6	46.9	4.5	1,265	1,292	2,281	2,218	2,030	1,627	2,645	2,611	2,770	2,801	2,171	890	1,283	1,278
P-61	3.8	6.5	1.7	0.4	99	108	276	216	250	152	354	131	242	237	180	112	-	-
P-80	-	-	-	-	-	-	-	-	-	12	93	134	134	100	102	50	-	-
Other	60.0	29.1	-	-	-	-	-	-	-	-	-	-	-	-	-	-	301	253
Reconnaissance - Total			0.9	0.3	137	133	359	86	373	328	453	838	674	153	269	154	410	141
F-6	b/	b/	0.3	0.2	137	133	359	86	373	328	453	838	674	153	269	154	300	141
F-9	b/	b/	-	-	-	-	-	-	-	-	-	-	-	-	-	-	110	-
Other	b/	b/	0.6	0.1	-	-	-	-	-	-	-	-	-	-	-	-	-	-
Transport - Total	b/	b/	21.0	22.5	8,141	8,782	12,031	13,687	13,268	11,316	13,892	13,829	13,748	12,645	9,784	6,773	6,465	6,477
C-45, CQ-3	b/	b/	0.4	0.9	746	742	1,217	1,525	1,264	1,799	2,503	2,180	2,507	2,067	1,642	1,154	1,343	1,232
C-47, C-53	b/	b/	17.3	16.8	6,777	7,548	10,534	11,808	11,849	9,453	11,309	11,526	11,109	10,466	8,104	5,572	5,073	5,143
Other	b/	b/	3.3	4.8	618	492	280	264	155	64	80	123	132	112	38	47	49	102
Trainer																		
Advanced	b/	b/	1.2	2.1	634	680	d/1,340	1,348	1,487	1,361	1,495	1,662	1,630	1,099	880	585	665	626
Communications																		
Liaison	b/	b/	11.1	13.4	2,985	2,773	5,171	5,826	5,315	3,693	4,363	4,882	4,553	3,474	2,250	1,339	1,525	795

b/ Not Available.

d/ Includes 4 hours on Primary Trainer.

Table 123.-- FLYING TIME OF AIRPLANES IN EUROPEAN AREA, BY TYPE AND PRINCIPAL MODEL OF AIRPLANE: QUARTERLY, 2ND QUARTER 1942 TO 1945; MONTHLY, 1946 AND 1947.-- Continued

Type and Model	In actual hours									
	1947 - - Continued									
	Mar	Apr	May	Jun	Jul	Aug	Sep	Oct	Nov	Dec
Total	22,702	27,654	24,527	18,744	18,244	18,876	14,815	13,002	9,057	8,070
Heavy Bomber a/										
B-17	660	977	1,015	889	1,023	999				
Light Bomber - Total a/	1,484	1,724	1,425	1,057	1,199	1,380	1,920	1,541	1,283	1,060
A-26	1,484	1,724	1,425	1,057	1,199	1,380	1,057	781	654	344
B-17							863	760	629	716
Fighter - Total	7,773	8,427	4,403	1,542	1,682	2,460	1,732	1,657	1,224	873
P-47	4,076	4,065	2,653	528	968	1,944	1,601	1,657	1,224	873
P-51	3,004	4,148	1,741	1,014	714	516	131	-	-	-
Other	693	214	9	-	-	-	-	-	-	-
Reconnaissance - Total	546	717	512	585	437	413	249	295	192	151
F-6	470	617	450	512	415	309	194	273	192	151
F-9	76	100	62	73	22	104	55	22	-	-
Transport - Total	9,494	11,487	12,938	11,704	10,964	11,814	9,925	8,741	6,019	5,742
C-45, C-43	2,439	2,848	3,674	2,759	2,328	2,422	1,830	1,573	754	661
C-47, C-53	6,982	8,509	9,100	8,767	8,445	9,203	7,940	6,863	5,009	4,903
Other	73	130	164	178	191	189	155	305	256	178
Trainer										
Advanced	1,278	2,227	2,058	1,337	1,290	980	633	582	198	173
Communications										
Liaison	1,467	2,095	2,176	1,630	1,649	830	356	186	141	71

a/ See Table 71 p 109 for revision of classification and redesignation of bombardment types of aircraft, as of September 1947.

Table 124.-- FLYING TIME OF AIRPLANES IN CARIBBEAN AREA, BY TYPE AND PRINCIPAL MODEL OF AIRPLANE:
SEP 1945 TO DEC 1947

(In actual flying hours)

Type and Model	Total	1945 a/	1946	1947 b/		1945				1946	
				(Jan- Aug)	(Sep- Dec)	Sep	Oct	Nov	Dec	Jan	Feb
				Total	157,278	20,984	55,303	54,210	26,781	8,242	4,721
Heavy Bomber - Total b/ . .	22,489	3,673	8,913	9,903		1,512	861	770	530	649	289
B-17	19,004	352	8,749	9,903		108	51	117	76	505	270
B-24	3,485	3,321	164	-		1,404	810	653	454	144	19
Medium Bomber - Total b/ .	3,748	787	1,245	1,716		293	131	179	184	105	31
B-25	3,072	172	1,184	1,716		22	12	63	75	44	31
B-26	676	615	61	-		271	119	116	109	61	-
Light Bomber - Total b/ . .	5,423	-	-	299	5,124	-	-	-	-	-	-
A-26	649	-	-	299	350	-	-	-	-	-	-
B-17	3,955	-	-	-	3,955	-	-	-	-	-	-
B-25	819	-	-	-	819	-	-	-	-	-	-
Fighter - Total	25,905	5,741	8,049	8,135	3,980	3,089	1,079	903	670	440	140
P-38	6,167	5,741	426	-	-	3,089	1,079	903	670	424	2
P-47	15,832	-	7,623	7,244	965	-	-	-	-	16	138
P-61	1,462	-	-	891	571	-	-	-	-	-	-
P-80	2,444	-	-	-	2,444	-	-	-	-	-	-
Reconnaissance - Total . .	5,713	375	1,775	2,014	1,549	101	88	71	115	60	34
F-2	662	-	662	-	-	-	-	-	-	44	34
F-5	143	-	143	-	-	-	-	-	-	-	-
F-6	707	-	-	302	405	-	-	-	-	-	-
F-9	2,164	-	560	890	714	-	-	-	-	-	-
OA-10	1,216	144	410	443	219	46	32	11	55	16	-
Other	821	231	-	379	211	55	56	60	60	-	-
Transport - Total	82,339	8,856	30,848	28,640	13,955	2,704	2,256	2,027	1,869	1,733	1,151
C-45, CQ-3	13,084	2,032	6,075	3,764	1,213	547	496	533	456	480	310
C-46	3,789	1,168	1,764	857	-	400	342	208	218	253	131
C-47, C-53	56,358	5,086	21,503	20,596	9,173	1,437	1,254	1,250	1,145	999	710
C-54	8,355	-	1,454	3,342	3,559	-	-	-	-	-	-
Other	753	570	52	81	50	520	164	36	50	1	-
Trainer - Total	9,316	1,201	3,828	2,818	1,469	422	226	289	264	268	272
Advanced	8,887	1,112	3,812	2,628	1,335	343	218	287	264	268	271
Other	429	89	16	190	134	79	8	2	-	-	1
Communications - Total . .	2,345	351	645	685	664	121	80	93	57	65	19
Liaison	2,333	351	645	685	652	121	80	93	57	65	19
Rotary wing	12	-	-	-	12	-	-	-	-	-	-

a/ September through December.

b/ See Table 71 p109 for revision of classification and redesignation of bombardment types of aircraft, as of September 1947.

Table 124.-- FLYING TIME OF AIRPLANES IN CARIBBEAN AREA, BY TYPE AND PRINCIPAL MODEL OF AIRPLANE:
SEP 1945 TO DEC 1947 -- Continued

Type and Model	1946 (Continued)										1947	
	Mar	Apr	May	Jun	Jul	Aug	Sep	Oct	Nov	Dec	Jan	Feb
Total	2,555	2,976	3,370	2,932	6,036	6,660	6,233	7,181	5,901	6,203	6,501	5,993
Heavy Bomber - Total	315	466	585	349	847	970	1,133	989	949	1,322	1,086	886
B-17	314	466	585	349	847	970	1,133	989	999	1,322	1,086	886
B-24	1	-	-	-	-	-	-	-	-	-	-	-
Medium Bomber												
B-25	28	30	70	33	117	217	147	211	107	149	105	166
Fighter												
P-47	313	455	527	465	741	826	809	1,376	1,007	950	1,080	1,101
Reconnaissance - Total	68	103	142	148	238	114	177	213	211	267	436	299
F-2	59	54	64	46	54	56	67	58	53	73	-	-
F-5	-	-	-	-	52	18	16	14	24	19	-	-
F-9	-	30	70	78	30	2	38	78	56	138	285	275
OA-10	9	19	8	24	102	38	56	63	38	37	35	8
Other	-	-	-	-	-	-	-	-	-	-	116	16
Transport - Total	1,486	1,600	1,687	1,652	3,705	4,036	3,501	3,916	3,192	3,189	3,336	3,156
C-45, CQ-3	318	354	422	336	629	787	658	611	633	537	464	387
C-46	184	193	239	109	115	114	61	108	133	124	225	122
C-47, C-53	983	1,051	969	1,004	2,776	2,830	2,614	2,989	2,243	2,335	2,439	2,441
C-54	-	-	57	200	180	295	157	191	182	192	200	198
Other	1	2	-	3	5	10	11	17	1	1	8	8
Trainer - Total	285	249	320	242	346	385	401	424	351	285	456	368
Advanced	282	243	318	241	346	383	400	424	351	285	456	368
Other	3	6	2	1	-	2	1	-	-	-	-	-
Communication												
Liaison	60	73	39	43	42	112	65	52	34	41	2	17

Type and Model	1947 (Continued)									
	Mar	Apr	May	Jun	Jul	Aug	Sep	Oct	Nov	Dec
Total	7,992	6,941	7,292	6,492	6,858	6,341	6,395	6,994	6,372	7,020
Heavy Bomber b/										
B-17	1,044	1,152	1,708	1,230	1,628	1,169	-	-	-	-
Medium Bomber b/										
B-25	172	269	212	299	239	254	-	-	-	-
Light Bomber - Total b/										
A-26	-	-	41	94	97	67	1,527	1,770	842	985
B-17	-	-	41	94	97	67	61	91	92	106
B-25	-	-	-	-	-	-	1,219	1,441	588	707
Fighter - Total	2,032	1,497	876	295	442	812	743	865	1,074	1,298
P-47	2,032	1,242	797	209	255	528	529	320	115	1
P-61	-	255	79	86	187	284	214	220	47	90
P-80	-	-	-	-	-	-	-	325	912	1,207
Reconnaissance - Total	423	91	210	137	193	225	239	212	568	530
F-6	-	-	6	56	103	137	163	142	92	8
F-9	330	-	-	-	-	-	-	-	364	350
OA-10	70	55	152	48	42	33	25	22	71	101
Other	23	36	52	33	48	55	51	48	41	71
Transport - Total	3,941	3,603	3,798	3,787	3,767	3,252	3,375	3,574	3,306	3,740
C-45, CQ-3	625	573	411	515	392	397	376	285	235	317
C-46	207	84	172	47	-	-	-	-	-	-
C-47, C-53	2,810	2,687	3,026	2,748	2,457	1,988	2,200	2,256	2,243	2,474
C-54	283	236	180	477	915	853	781	1,018	817	943
Other	16	23	9	-	3	14	18	15	11	6
Trainer - Total	367	277	305	519	301	225	339	382	433	315
Advanced	367	256	266	461	267	187	300	353	407	275
Other	-	21	39	58	34	38	39	29	26	40
Communication - Total	13	52	142	131	191	137	172	191	149	152
Liaison	13	52	142	131	191	137	172	191	149	152
Rotary Wing	-	-	-	-	-	-	-	-	-	12

b/ See Table 71 p 109 for revision of classification and redesignation of bombardment types of aircraft as of September 1947.

Table 125.-- FLYING TIME OF AIRPLANES IN PACIFIC AREA, BY TYPE AND PRINCIPAL MODEL OF AIRPLANE: DEC 1941; QUARTERLY, 1942 TO 1945; MONTHLY, 1946 AND 1947

Note.--In thousands of hours, except for the years 1946 and 1947, which reflect actual flying hours. See also headnotes to Tables 121 and 122 .

Type and model	In thousands of hours					In actual hours		
	1941 (Dec)	1942	1943	1944	1945	1946	1947 a/	
							Jan-Aug	Sep-Dec
Total	1.2	82.6	571.6	1,181.2	1,733.0	370,965	323,278	137,977
Very Heavy Bomber a/								
B-29	-	-	-	12.4	518.7	19,913	10,008	-
Heavy Bomber-Total a/	0.5	25.5	147.1	388.5	354.0	21,075	23,860	-
B-17	0.5	16.9	24.1	-	3.0	18,377	23,860	-
B-24	-	8.6	123.0	388.5	350.2	2,698	-	-
B-32	-	-	-	-	0.8	-	-	-
Medium Bomber-Total a/	-	10.6	70.1	187.1	144.2	11,131	3,314	3,575
B-25	-	6.8	66.2	186.9	144.2	11,131	3,314	-
B-26	-	3.8	3.9	0.2	-	-	-	-
B-29	-	-	-	-	-	-	-	3,575
Light Bomber-Total a/	-	3.3	7.8	78.9	72.0	17,445	23,576	23,874
A-24	-	-	-	-	-	30	-	-
A-20	-	3.3	7.8	78.9	61.6	90	-	-
A-26	-	-	-	-	10.4	17,325	23,576	12,053
B-17	-	-	-	-	-	-	-	11,069
B-25	-	-	-	-	-	-	-	752
Fighter-Total	0.7	43.2	346.3	514.3	521.2	85,613	84,426	37,676
P-38	-	1.2	78.0	184.0	164.2	7,676	-	-
P-39	-	9.7	108.9	54.0	-	-	-	-
P-40	0.4	28.5	110.9	44.7	3.2	-	-	-
P-47	-	-	37.6	208.3	165.7	18,229	28,844	13,547
P-51	-	-	-	3.6	151.3	53,878	46,625	19,818
P-61	-	-	-	14.2	36.8	5,450	7,270	2,793
P-80	-	-	-	-	-	380	1,687	1,518
Other	0.3	3.8	11.2	5.5	-	-	-	-
Reconnaissance-Total	b/	b/	b/	b/	4.0	20,595	11,556	7,083
F-2 g/	b/	b/	b/	b/	-	1,967	4,656	1,203
F-6	b/	b/	b/	b/	-	4,863	2,596	1,049
F-7	b/	b/	b/	b/	0.5	4,002	-	-
F-9	b/	b/	b/	b/	-	367	-	-
F-13	b/	b/	b/	b/	0.4	3,673	1,579	1,424
FP-80	b/	b/	b/	b/	-	-	1,430	1,925
OA-10	b/	b/	b/	b/	1.2	4,320	774	-
Other	b/	b/	b/	b/	1.9	1,403	521	1,482
Transport-Total	b/	b/	b/	b/	91.4	114,276	77,265	33,580
C-45, CQ-3	b/	b/	b/	b/	1.6	13,344	5,855	4,631
C-46	b/	b/	b/	b/	44.7	53,261	39,824	14,783
C-47, C-53	b/	b/	b/	b/	44.7	35,507	5,148	3,048
C-54	b/	b/	b/	b/	-	11,033	22,181	11,014
Other	b/	b/	b/	b/	0.6	1,131	257	104
Trainer								
Advanced d/	b/	b/	b/	b/	1.3	33,403	69,376	27,533
Communications-Total	b/	b/	b/	b/	10.3	45,680	19,897	4,656
Liaison	b/	b/	b/	b/	10.1	44,992	19,437	4,313
Rotary Wing	b/	b/	b/	b/	0.2	688	460	343
Transient e/	-	-	-	-	15.9	1,834	-	-

a/ See Table 71 p 109 for revision of classification and redesignation of all bombardment types of aircraft, as of September 1947.

b/ Not available.

c/ Included in Other in 1945.

d/ Includes 2 hours on Primary Trainer.

e/ Includes flying time of transient airplanes for which no type or model breakdown was reported.

Table 125.-- FLYING TIME OF AIRPLANES IN PACIFIC AREA, BY TYPE AND PRINCIPAL MODEL OF

Line No.	Type and Model	In thousands of hours											
		1942				1943				1944			
		1st Qtr	2nd Qtr	3rd Qtr	4th Qtr	1st Qtr	2nd Qtr	3rd Qtr	4th Qtr	1st Qtr	2nd Qtr	3rd Qtr	4th Qtr
1	Total	9.2	20.0	16.4	37.0	64.4	93.6	176.2	237.1	262.7	291.5	281.3	345.7
2	<u>Very Heavy Bomber</u>												
3	B-29	-	-	-	-	-	-	-	-	-	-	-	12.4
4	<u>Heavy Bomber - Total</u> . .	1.8	7.9	4.3	11.5	18.1	23.4	38.1	67.5	74.9	93.8	102.2	117.6
5	B-17	1.8	5.3	4.3	5.5	8.6	8.4	6.4	0.7	-	-	-	-
6	B-24	-	2.6	-	6.0	9.5	15.0	31.7	66.8	74.9	93.8	102.2	117.6
7	B-32	-	-	-	-	-	-	-	-	-	-	-	-
8	<u>Medium Bomber - Total</u> . .	0.1	2.6	3.4	4.5	3.0	5.8	20.7	40.6	44.7	47.7	42.9	51.8
9	B-25	0.1	0.9	1.8	4.0	2.5	4.7	19.8	39.2	44.5	47.7	42.9	51.8
10	B-26	-	1.7	1.6	0.5	0.5	1.1	0.9	1.4	0.2	-	-	-
11	<u>Light Bomber - Total</u> . .	-	0.9	1.3	1.1	2.1	0.9	1.1	3.7	12.3	28.2	19.9	18.5
11A	A-24	-	-	-	-	-	-	-	-	-	-	-	-
12	A-20	-	0.9	1.3	1.1	2.1	0.9	1.1	3.7	12.3	28.2	19.9	18.5
13	A-26	-	-	-	-	-	-	-	-	-	-	-	-
14	<u>Fighter - Total</u>	7.3	8.6	7.4	19.9	41.2	63.5	116.3	125.3	130.8	121.8	116.3	145.4
15	P-38	-	-	0.2	1.0	6.0	15.4	26.3	30.0	28.8	38.3	49.3	67.6
16	P-39	0.9	3.4	2.5	2.9	11.1	18.8	42.4	36.6	23.9	26.2	3.9	-
17	P-40	4.5	4.0	4.3	15.7	22.3	26.0	31.6	31.0	24.8	8.3	5.5	6.1
18	P-47	-	-	-	-	-	-	13.2	24.4	49.5	46.4	52.5	59.9
19	P-51	-	-	-	-	-	-	-	-	-	-	-	3.6
20	P-61	-	-	-	-	-	-	-	-	-	1.4	4.6	8.2
21	P-80	-	-	-	-	-	-	-	-	-	-	-	-
22	Other	1.9	1.2	0.4	0.3	1.8	3.3	2.8	3.3	3.8	1.2	0.5	-
23	<u>Reconnaissance - Total</u> . .	b/	b/	b/	b/	b/	b/	b/	b/	b/	b/	b/	b/
24	F-2 g/	b/	b/	b/	b/	b/	b/	b/	b/	b/	b/	b/	b/
25	F-6	b/	b/	b/	b/	b/	b/	b/	b/	b/	b/	b/	b/
26	F-7	b/	b/	b/	b/	b/	b/	b/	b/	b/	b/	b/	b/
27	F-13	b/	b/	b/	b/	b/	b/	b/	b/	b/	b/	b/	b/
28	OA-10	b/	b/	b/	b/	b/	b/	b/	b/	b/	b/	b/	b/
29	Other	b/	b/	b/	b/	b/	b/	b/	b/	b/	b/	b/	b/
30	<u>Transport - Total</u>	b/	b/	b/	b/	b/	b/	b/	b/	b/	b/	b/	b/
31	C-45, CQ-3	b/	b/	b/	b/	b/	b/	b/	b/	b/	b/	b/	b/
32	C-46	b/	b/	b/	b/	b/	b/	b/	b/	b/	b/	b/	b/
33	C-47, C-53	b/	b/	b/	b/	b/	b/	b/	b/	b/	b/	b/	b/
34	C-54	b/	b/	b/	b/	b/	b/	b/	b/	b/	b/	b/	b/
35	Other	b/	b/	b/	b/	b/	b/	b/	b/	b/	b/	b/	b/
36	<u>Trainer</u>												
37	Advanced	b/	b/	b/	b/	b/	b/	b/	b/	b/	b/	b/	b/
38	<u>Communications - Total</u> . .	b/	b/	b/	b/	b/	b/	b/	b/	b/	b/	b/	b/
39	Liaison	b/	b/	b/	b/	b/	b/	b/	b/	b/	b/	b/	b/
40	Rotary	b/	b/	b/	b/	b/	b/	b/	b/	b/	b/	b/	b/
41	<u>Transient e/</u>	-	-	-	-	-	-	-	-	-	-	-	-

b/ Not available.

c/ Included in Other in 1945.

e/ Includes flying time of transient airplanes for which no type or model breakdown was reported.

Table 125.-- FLYING TIME OF AIRPLANES IN PACIFIC AREA, BY TYPE AND PRINCIPAL MODEL OF AIRPLANE: DEC 1941; QUARTERLY, 1942 TO 1945; MONTHLY, 1946 AND 1947 -- Continued

Type and model	In actual hours															
	1946 - Continued				1947											
	Sep	Oct	Nov	Dec	Jan	Feb	Mar	Apr	May	Jun	Jul	Aug	Sep	Oct	Nov	Dec
Total	32,460	38,456	36,073	33,504	32,403	31,847	35,976	43,726	51,394	39,586	41,015	47,331	40,856	38,337	30,287	28,497
Very Heavy bomber a/																
B-29	1,081	1,738	1,620	1,289	1,101	981	1,058	1,353	1,229	1,594	678	2,014				
Heavy Bomber - Total a/	1,804	2,073	1,506	1,796	2,208	2,323	3,114	3,389	3,901	2,818	3,164	2,943				
B-17	1,699	2,073	1,506	1,796	2,208	2,323	3,114	3,389	3,901	2,818	3,164	2,943				
B-24	105	-	-	-	-	-	-	-	-	-	-	-				
Medium bomber - Total a/	591	649	457	435	484	394	533	653	385	345	243	277	1,452	1,005	820	298
B-25	591	649	457	435	484	394	533	653	385	345	243	277	1,452	1,005	820	298
B-29	-	-	-	-	-	-	-	-	-	-	-	-	-	-	-	-
Light bomber - Total a/	2,039	1,987	1,841	1,716	1,916	1,782	2,658	2,992	3,043	2,904	3,811	4,470	6,614	6,228	5,846	5,186
A-26	2,039	1,987	1,841	1,716	1,916	1,782	2,658	2,992	3,043	2,904	3,811	4,470	6,614	6,228	5,846	5,186
B-17	-	-	-	-	-	-	-	-	-	-	-	-	3,454	3,168	2,873	2,558
B-25	-	-	-	-	-	-	-	-	-	-	-	-	2,955	2,840	2,814	2,460
B-29	-	-	-	-	-	-	-	-	-	-	-	-	205	220	159	168
Fighter - Total	7,980	10,423	9,773	7,685	8,028	8,162	8,533	10,803	12,834	11,100	10,893	14,073	11,370	10,931	7,974	7,401
P-38	724	482	323	-	-	-	-	-	-	-	-	-	-	-	-	-
P-47	1,495	2,046	2,282	2,064	2,075	3,055	3,471	3,558	3,811	4,455	3,489	4,930	4,025	3,326	3,102	3,094
P-51	5,273	7,290	6,634	5,037	5,199	4,371	4,054	6,213	7,542	5,290	6,356	7,600	5,973	6,464	3,914	3,467
P-61	454	525	443	579	653	644	913	974	1,215	1,035	801	1,035	785	711	720	577
P-80	34	80	91	5	101	92	95	58	266	320	247	508	587	430	238	263
Reconnaissance - Total	1,704	2,381	2,288	2,070	1,638	1,251	1,201	1,575	1,448	1,146	1,314	1,983	1,817	2,095	1,675	1,496
F-2	334	338	513	596	794	633	575	728	752	284	522	368	478	389	215	121
F-6	440	577	343	284	231	206	292	312	290	369	362	534	453	261	192	143
F-7	360	630	581	288	-	-	-	-	-	-	-	-	-	-	-	-
F-9	-	26	143	198	-	-	-	-	-	-	-	-	-	-	-	-
F-13	302	368	577	478	320	184	135	161	220	129	127	303	276	437	328	383
FP-80	-	-	-	-	-	2	67	107	186	351	215	502	355	537	487	546
OA-10	240	442	131	226	175	200	132	267	-	-	-	-	-	-	-	-
Other	28	-	-	-	118	26	-	-	-	13	88	276	255	471	453	303
Transport - Total	10,053	10,738	9,672	9,582	7,950	8,589	8,825	9,133	11,223	10,227	10,216	11,052	9,293	9,047	7,591	7,649
C-45, C-49	1,192	1,296	1,387	1,393	990	921	1,108	1,327	1,731	1,593	1,154	1,031	1,291	1,465	970	905
C-47, C-53	5,728	6,747	6,098	5,867	4,927	5,033	5,205	5,198	5,519	4,632	4,363	4,947	4,960	3,953	3,148	2,722
C-54	1,746	1,021	706	564	489	395	389	449	557	505	755	1,609	768	784	687	809
Other	1,368	1,654	1,451	1,734	1,526	2,210	2,097	2,123	3,370	3,493	3,905	3,457	2,217	2,829	2,786	3,182
C-54	19	18	30	24	18	30	26	36	46	54	39	8	57	16	-	31
Trainer																
Advanced	3,169	4,282	5,019	5,470	4,943	4,994	6,102	10,646	15,722	8,445	9,202	9,322	8,861	7,747	5,516	5,409
Communications - Total	4,039	4,140	3,823	3,434	4,135	3,371	3,952	3,182	1,609	957	1,494	1,197	1,449	1,284	865	1,058
Liaison	4,013	4,126	3,823	3,400	4,117	3,311	3,900	3,119	1,540	900	1,433	1,117	1,350	1,132	822	1,009
Rotary Wing	26	14	-	34	18	60	52	63	69	57	61	80	99	152	43	49
Transient a/	-	45	74	27	-	-	-	-	-	-	-	-	-	-	-	-

a/ See Table 71 p 109 for revision of classification and redesignation of all bombardment types of aircraft, as of September 1947.
 g/ Includes flying time of transient airplanes for which no type or model breakdown was reported.

Table 126.-- FLYING TIME OF AIRPLANES IN CHINA AREA, BY TYPE AND PRINCIPAL MODEL OF AIRPLANE: QUARTERLY, 1942 TO 1948; MONTHLY, 1946 AND 1947

Note.-- In thousands of hours, except for the years 1946 and 1947, which reflect actual flying hours. See also headnotes to Tables 121 and 122.

Type and Model	1942 a/	1943	1944	1945	1946	1947	1942				1943				1944			
							1st Qtr	2nd Qtr	3rd Qtr	4th Qtr	1st Qtr	2nd Qtr	3rd Qtr	4th Qtr	1st Qtr	2nd Qtr	3rd Qtr	4th Qtr
Total	6.4	122.4	387.9	378.5	21,819	10,215	0.1	1.3	1.8	3.2	12.5	25.1	30.7	54.1	44.9	77.2	121.2	144.6
<u>Very Heavy Bomber - Total</u>	-	-	62.9	31.5	-	-	-	-	-	-	-	-	-	-	-	9.6	23.5	29.8
B-29	-	-	62.9	31.5	-	-	-	-	-	-	-	-	-	-	-	9.6	23.5	29.8
<u>Heavy Bomber - Total</u>	1.8	41.0	74.0	53.5	91	-	0.1	0.5	0.4	0.8	4.6	9.7	11.4	15.3	10.2	11.6	28.1	24.1
B-17	0.5	0.3	-	-	38	-	0.1	0.4	-	-	0.3	-	-	-	-	-	-	-
B-24	1.3	40.7	74.0	53.5	53	-	-	0.1	0.4	0.8	4.3	9.7	11.4	15.3	10.2	11.6	28.1	24.1
<u>Medium Bomber</u>																		
B-25	2.3	30.7	67.6	47.2	407	-	-	0.5	0.7	1.1	2.7	8.5	9.7	9.8	6.0	18.6	20.1	22.9
<u>Light Bomber</u>																		
A-26	-	-	-	0.4	-	-	-	-	-	-	-	-	-	-	-	-	-	-
<u>Fighter - Total</u>	2.3	50.7	183.4	157.4	742	-	-	0.3	0.7	1.3	5.2	6.9	9.6	29.0	28.7	37.4	49.5	67.8
P-38	-	2.8	15.6	28.4	42	-	-	-	-	-	-	-	0.7	2.1	3.3	3.5	2.9	5.9
P-40	2.3	41.5	64.4	1.6	-	-	-	0.3	0.7	1.3	5.2	6.8	8.9	20.6	16.9	19.6	21.0	6.9
P-47	-	-	54.3	70.3	1	-	-	-	-	-	-	-	-	-	-	2.0	13.0	39.3
P-51	-	2.9	42.1	54.2	699	-	-	-	-	-	-	-	-	2.9	5.4	9.4	12.3	15.0
P-61	-	-	0.7	2.8	-	-	-	-	-	-	-	-	-	-	-	-	-	0.7
Other	-	3.5	6.3	-	-	-	-	-	-	-	-	0.1	-	3.4	3.1	2.9	0.3	-
<u>Reconnaissance - Total</u>	a/	a/	a/	0.4	-	-	a/	a/	a/	a/	a/	a/	a/	a/	a/	a/	a/	a/
F-5	a/	a/	a/	0.2	-	-	a/	a/	a/	a/	a/	a/	a/	a/	a/	a/	a/	a/
F-7	a/	a/	a/	0.2	-	-	a/	a/	a/	a/	a/	a/	a/	a/	a/	a/	a/	a/
<u>Transport - Total</u>	a/	a/	a/	85.3	20,113	10,174	a/	a/	a/	a/	a/	a/	a/	a/	a/	a/	a/	a/
C-45	a/	a/	a/	0.3	190	-	a/	a/	a/	a/	a/	a/	a/	a/	a/	a/	a/	a/
C-46	a/	a/	a/	44.7	6,468	-	a/	a/	a/	a/	a/	a/	a/	a/	a/	a/	a/	a/
C-46, C-53	a/	a/	a/	39.8	13,119	9,130	a/	a/	a/	a/	a/	a/	a/	a/	a/	a/	a/	a/
C-54	a/	a/	a/	-	331	645	a/	a/	a/	a/	a/	a/	a/	a/	a/	a/	a/	a/
Other	a/	a/	a/	0.4	5	199	a/	a/	a/	a/	a/	a/	a/	a/	a/	a/	a/	a/
<u>Trainer - Total</u>	a/	a/	a/	0.3	57	-	a/	a/	a/	a/	a/	a/	a/	a/	a/	a/	a/	a/
Advanced	a/	a/	a/	0.1	57	-	a/	a/	a/	a/	a/	a/	a/	a/	a/	a/	a/	a/
Basic	a/	a/	a/	0.2	-	-	a/	a/	a/	a/	a/	a/	a/	a/	a/	a/	a/	a/
<u>Communications</u>																		
Liaison	a/	a/	a/	2.5	409	41	a/	a/	a/	a/	a/	a/	a/	a/	a/	a/	a/	a/

a/ February through December.
b/ Not available.

Table 128.-- FLYING TIME OF AIRPLANES IN CHIPA AREA, BY TYPE AND PRINCIPAL MODEL OF AIRPLANE: QUARTERLY, 1942 TO 1945; MONTHLY, 1946 AND 1947 -- Continued

Type and Model	1945				1946							
	1st Qtr	2nd Qtr	3rd Qtr	4th Qtr	Jan	Feb	Mar	Apr	May	Jun	Jul	Aug
Total	167.4	84.1	72.1	54.9	5,437	2,842	1,107	1,147	922	1,364	1,806	1,468
Very Heavy Bomber												
B-29	31.5	-	-	-	-	-	-	-	-	-	-	-
Heavy Bomber - Total	28.1	21.1	4.3	-	91	-	-	-	-	-	-	-
B-17	-	-	-	-	38	-	-	-	-	-	-	-
B-24	28.1	21.1	4.3	-	53	-	-	-	-	-	-	-
Medium Bomber												
B-25	24.4	16.1	4.8	1.9	260	123	24	-	-	-	-	-
Light Bomber												
A-26	-	-	0.4	-	-	-	-	-	-	-	-	-
Fighter - Total	83.4	46.9	23.5	3.6	591	136	15	-	-	-	-	-
P-38	11.3	10.8	6.3	-	30	12	-	-	-	-	-	-
P-40	1.3	0.3	-	-	-	-	-	-	-	-	-	-
P-47	49.1	15.7	5.2	0.3	1	-	-	-	-	-	-	-
P-51	20.4	19.1	11.6	3.1	560	124	15	-	-	-	-	-
P-61	1.3	1.0	0.5	-	-	-	-	-	-	-	-	-
Other	-	-	-	0.2	-	-	-	-	-	-	-	-
Reconnaissance - Total	b/	b/	0.1	0.3	-	-	-	-	-	-	-	-
F-5	b/	b/	0.1	0.1	-	-	-	-	-	-	-	-
F-7	b/	b/	-	0.2	-	-	-	-	-	-	-	-
Transport - Total	b/	b/	38.1	47.2	4,152	2,460	1,068	1,147	922	1,364	1,806	1,468
C-45	b/	b/	0.1	0.2	88	67	35	-	-	-	-	-
C-46	b/	b/	21.3	23.4	2,426	1,777	794	406	36	88	140	170
C-47, C-53	b/	b/	16.8	23.3	1,633	616	239	741	886	1,251	1,616	1,261
C-54	b/	b/	-	-	-	-	-	-	-	25	50	37
Other	b/	b/	-	0.3	5	-	-	-	-	-	-	-
Trainer - Total	b/	b/	-	0.3	26	31	-	-	-	-	-	-
Advanced	b/	b/	-	0.1	26	31	-	-	-	-	-	-
Basic	b/	b/	-	0.2	-	-	-	-	-	-	-	-
Communications												
Liaison	b/	b/	0.9	1.5	317	92	-	-	-	-	-	-

Type and Model	1946 (Contd)				1947											
	Sep	Oct	Nov	Dec	Jan	Feb	Mar	Apr	May	Jun	Jul	Aug	Sep	Oct	Nov	Dec
Total	1501	1682	1433	1110	953	1371	1807	729	816	647	622	691	812	656	577	534
Transport - Total	1501	1682	1433	1110	953	1370	1803	729	813	639	621	677	810	653	575	531
C-45	-	-	-	-	-	-	-	-	-	-	-	-	-	-	-	-
C-46	216	175	141	99	-	-	-	-	-	-	-	-	-	-	-	-
C-47, C-53	1228	1457	1225	966	880	1231	1579	651	693	560	547	609	748	616	537	479
C-54	57	50	67	45	34	58	145	78	120	79	74	68	62	37	38	52
Other	-	-	-	-	39	81	79	-	-	-	-	-	-	-	-	-
Communications																
Liaison	-	-	-	-	-	1	4	-	3	8	1	14	2	3	2	3

b/ Not Available.

Table 127.-- FLYING TIME OF AIRPLANES IN ALASKA, BY TYPE AND PRINCIPAL MODEL OF AIRPLANE: QUARTERLY, 1942 TO 1945; MONTHLY, 1945 AND 1947

(In thousands of hours, except for the years 1946 and 1947, which reflect actual flying hours. See also headnotes to Tables 121 and 122.)

Type and model	In thousands of hours				In actual hours		In thousands of hours																	
	1942	1943	1944	1945	1946	1947 a/		1942				1943				1944				1945				
						(Jan-Aug)	(Sep-Dec)	1st Qtr	2nd Qtr	3rd Qtr	4th Qtr	1st Qtr	2nd Qtr	3rd Qtr	4th Qtr	1st Qtr	2nd Qtr	3rd Qtr	4th Qtr	1st Qtr	2nd Qtr	3rd Qtr	4th Qtr	
Total	6.3	32.7	38.8	57.0	38,211	39,740	19,133	0.2	0.6	2.4	3.1	6.6	9.9	9.8	6.4	6.2	10.4	9.7	12.5	11.9	15.4	15.0	14.7	
Very Heavy Bomber a/																								
B-29	-	-	-	-	301	2,708	-	-	-	-	-	-	-	-	-	-	-	-	-	-	-	-	-	-
Heavy Bomber-Total a/	4.3	7.7	6.1	8.2	2,316	1,376	-	0.3	1.8	2.2	2.4	2.3	2.0	1.0	1.2	1.6	1.4	1.9	1.8	2.3	3.1	1.0		
B-17	0.7	0.9	-	0.3	828	1,323	-	0.1	0.2	0.4	0.4	0.4	0.1	-	-	-	-	-	-	-	-	0.1	0.2	
B-24	3.6	6.8	6.1	7.9	1,488	53	-	0.2	1.6	1.8	2.0	1.9	1.9	1.0	1.2	1.6	1.4	1.9	1.8	2.3	3.0	0.8		
Medium Bomber-Total a/	1.0	9.9	6.0	5.8	165	141	397	0.1	0.2	0.3	0.4	2.3	2.7	3.8	1.1	0.7	2.1	1.6	1.6	1.7	1.8	1.9	0.5	
B-25	0.2	9.9	6.0	6.4	165	141	-	-	-	-	-	2.3	2.7	3.8	1.1	0.7	2.1	1.6	1.6	1.7	1.8	1.6	0.3	
B-26	0.8	-	-	0.5	-	-	-	0.1	0.2	0.3	0.2	-	-	-	-	-	-	-	-	-	-	-	-	
B-29	-	-	-	-	-	-	397	-	-	-	-	-	-	-	-	-	-	-	-	-	-	-	-	
Light Bomber-Total a/	-	-	-	-	-	148	1,325	-	-	-	-	-	-	-	-	-	-	-	-	-	-	-	-	
A-26	-	-	-	-	-	148	202	-	-	-	-	-	-	-	-	-	-	-	-	-	-	-	-	
B-17	-	-	-	-	-	-	1,000	-	-	-	-	-	-	-	-	-	-	-	-	-	-	-	-	
B-25	-	-	-	-	-	-	123	-	-	-	-	-	-	-	-	-	-	-	-	-	-	-	-	
Fighter-Total	1.0	15.1	26.7	27.5	3,142	8,894	4,749	0.1	0.1	0.3	0.5	1.9	4.9	4.0	4.3	6.7	6.7	9.0	8.4	11.3	5.4	2.4		
P-38	0.6	5.2	6.8	17.9	1,946	-	-	-	-	0.2	0.4	1.2	1.8	1.3	0.9	1.0	2.1	1.7	2.0	2.5	7.9	5.1	2.4	
P-39	0.3	0.1	-	-	-	-	-	0.1	0.1	0.1	0.1	-	-	0.1	-	-	-	-	-	-	-	-	-	
P-40	0.1	9.6	19.9	9.6	-	-	-	0.1	-	-	-	0.7	3.1	2.4	3.4	3.3	4.6	5.0	7.0	5.9	3.4	0.3	-	
P-51	-	-	-	-	1,196	8,527	4,534	-	-	-	-	-	-	-	-	-	-	-	-	-	-	-	-	
P-61	-	-	-	-	-	250	212	-	-	-	-	-	-	-	-	-	-	-	-	-	-	-	-	
Other	-	0.2	-	-	-	117	3	-	-	-	-	-	-	0.2	-	-	-	-	-	-	-	-	-	
Reconnaissance-Total	b/	b/	b/	0.1	859	2,637	686	b/	b/	b/	b/	b/	b/	b/	b/	b/	b/	b/	b/	b/	b/	b/	0.1	
F-13	b/	b/	b/	-	156	1,613	546	b/	b/	b/	b/	b/	b/	b/	b/	b/	b/	b/	b/	b/	b/	b/	-	
OA-10	b/	b/	b/	0.1	703	989	140	b/	b/	b/	b/	b/	b/	b/	b/	b/	b/	b/	b/	b/	b/	b/	0.1	
Other	b/	b/	b/	-	-	35	-	b/	b/	b/	b/	b/	b/	b/	b/	b/	b/	b/	b/	b/	b/	b/	-	
Transport-Total	b/	b/	b/	14.6	28,943	20,828	10,343	b/	b/	b/	b/	b/	b/	b/	b/	b/	b/	b/	b/	b/	b/	b/	4.3	
C-45, CQ-3 g/	-	-	-	-	2,749	1,795	378	b/	b/	b/	b/	b/	b/	b/	b/	b/	b/	b/	b/	b/	b/	b/	10.3	
C-47, C-53	-	-	-	13.7	23,068	16,011	7,354	b/	b/	b/	b/	b/	b/	b/	b/	b/	b/	b/	b/	b/	b/	b/	4.1	
C-54	-	-	-	-	2,651	2,102	2,064	b/	b/	b/	b/	b/	b/	b/	b/	b/	b/	b/	b/	b/	b/	b/	9.6	
C-64	-	-	-	-	475	521	396	b/	b/	b/	b/	b/	b/	b/	b/	b/	b/	b/	b/	b/	b/	b/	-	
Other	b/	b/	b/	0.9	-	399	151	b/	b/	b/	b/	b/	b/	b/	b/	b/	b/	b/	b/	b/	b/	b/	0.2	
Trainer	b/	b/	b/	-	-	-	-	b/	b/	b/	b/	b/	b/	b/	b/	b/	b/	b/	b/	b/	b/	b/	-	
Advanced	b/	b/	b/	0.7	1,351	1,421	934	b/	b/	b/	b/	b/	b/	b/	b/	b/	b/	b/	b/	b/	b/	b/	0.3	
Communications-Total	b/	b/	b/	-	1,134	1,587	699	b/	b/	b/	b/	b/	b/	b/	b/	b/	b/	b/	b/	b/	b/	b/	-	
Liaison	b/	b/	b/	-	1,131	1,279	511	b/	b/	b/	b/	b/	b/	b/	b/	b/	b/	b/	b/	b/	b/	b/	-	
Rotary Wing	b/	b/	b/	-	3	308	188	b/	b/	b/	b/	b/	b/	b/	b/	b/	b/	b/	b/	b/	b/	b/	-	

a/ See Table 71 p 109 for revision of classification and redesignation of all bombardment types of aircraft, as of September 1947.

b/ Not available.

g/ Included in Other in 1945.

Table 127.-- FLYING TIME OF AIRPLANES IN ALASKA, BY TYPE AND PRINCIPAL MODEL OF AIRPLANE: QUARTERLY, 1942 TO 1945; MONTHLY, 1946 AND 1947 -- Continued

Type and Model	In actual hours																							
	1946												1947											
	Jan	Feb	Mar	Apr	May	Jun	Jul	Aug	Sep	Oct	Nov	Dec	Jan	Feb	Mar	Apr	May	Jun	Jul	Aug	Sep	Oct	Nov	Dec
Total	3586	2005	2180	2433	3187	3542	3008	4115	4433	3925	2924	2873	3460	6116	6638	4640	4888	4298	4575	5125	4566	5575	3747	5245
<u>Very Heavy Bomber a/</u>																								
B-29	-	-	14	-	-	-	-	14	16	22	235	-	355	810	844	221	136	140	91	111	-	-	-	
<u>Heavy Bomber - Total a/</u>	144	129	165	211	136	125	173	243	201	317	248	224	130	150	174	102	271	190	177	182	-	-	-	
B-17	34	72	36	33	44	78	54	96	75	141	110	75	90	141	172	100	271	190	177	182	-	-	-	
B-24	110	57	129	178	92	47	119	147	126	196	138	149	40	9	2	-	-	-	-	-	-	-	-	
<u>Medium Bomber - Total a/</u>	35	12	44	38	28	8	-	-	-	-	-	-	34	17	4	20	15	12	39	83	186	37	91	
B-26	35	12	44	38	28	8	-	-	-	-	-	-	34	17	4	20	15	12	39	-	-	-	-	
B-29	-	-	-	-	-	-	-	-	-	-	-	-	-	-	-	-	-	-	-	83	186	37	91	
<u>Light Bomber - Total a/</u>	-	-	-	-	-	-	-	-	-	-	-	-	6	29	-	-	-	10	44	59	230	406	268	421
A-26	-	-	-	-	-	-	-	-	-	-	-	-	6	29	-	-	-	10	44	59	55	63	24	60
B-17	-	-	-	-	-	-	-	-	-	-	-	-	-	-	-	-	-	10	44	59	133	305	216	346
B-25	-	-	-	-	-	-	-	-	-	-	-	-	-	-	-	-	-	-	-	-	42	38	28	15
<u>Fighter - Total</u>	396	113	61	101	458	256	128	510	653	303	12	151	552	1877	2027	789	931	519	898	1301	1032	1417	767	1533
P-38	396	113	57	101	449	253	123	294	160	-	-	-	-	-	-	-	-	-	-	-	-	-	-	-
P-51	-	-	4	-	9	3	5	216	493	303	12	151	534	1828	2020	776	926	504	717	1222	918	1350	765	1501
P-61	-	-	-	-	-	-	-	-	-	-	-	-	-	-	-	-	-	-	171	79	114	67	-	31
Other	-	-	-	-	-	-	-	-	-	-	-	-	18	49	7	13	5	15	10	-	-	-	2	1
<u>Reconnaissance - Total</u>	9	34	31	59	26	64	46	117	91	86	257	39	83	278	205	367	376	329	552	447	288	43	129	226
F-13	-	-	-	-	-	-	-	-	-	-	156	-	-	124	56	247	239	255	382	310	220	-	113	213
OA-10	9	34	31	59	26	64	46	117	91	86	101	39	75	128	148	120	137	74	170	137	68	43	16	13
Other	-	-	-	-	-	-	-	-	-	-	-	-	8	26	1	-	-	-	-	-	-	-	-	-
<u>Transport - Total</u>	2951	1675	1764	1907	2425	2848	2537	2731	2988	2915	1998	2204	2053	2632	2944	2785	2874	2684	2391	2465	2578	2960	2266	2539
C-45, C-53	140	88	137	186	492	280	192	256	305	199	215	259	98	191	232	271	354	287	163	199	125	47	86	120
C-47, C-53	2777	1506	1439	1452	1685	2182	1925	2125	2305	2324	1539	1809	1647	2132	2331	2111	2027	1982	1835	1946	2015	2134	1537	1668
C-54	-	-	122	186	185	307	354	347	378	392	244	136	205	222	297	322	398	273	224	161	303	587	565	609
C-64	34	81	66	83	63	79	66	3	-	-	-	-	5	7	7	29	71	95	153	154	135	141	27	93
Other	-	-	-	-	-	-	-	-	-	-	-	-	98	80	77	52	24	47	16	5	-	51	51	49
<u>Trainer</u>																								
Advanced	31	21	74	81	93	194	59	237	223	116	80	142	54	91	167	131	135	256	262	325	137	361	130	306
<u>Communications - Total</u>	20	21	27	36	21	47	65	263	261	166	94	113	227	215	260	241	145	155	148	196	218	202	150	129
Liaison	20	21	27	36	21	47	62	263	261	166	94	113	181	177	233	201	113	137	118	119	167	148	112	84
Rotary Wing	-	-	-	-	-	-	3	-	-	-	-	-	46	38	27	40	32	18	30	77	51	54	38	45

a/ See Table 71 p 109 for revision of classification and redesignation of bombardment types of aircraft, as of September, 1947.

Table 128.-- AVIATION FUEL CONSUMPTION OF AIRPLANES OVERSEAS, BY TYPE AND PRINCIPAL MODEL OF AIRPLANE:
DEC 1941; QUARTERLY, 1942 TO 1945; MONTHLY, 1946 AND 1947

Note--In thousands of gallons, except for the years 1946 and 1947, which reflect actual gallons consumed. The data below do not equal the sum of those for individual overseas areas published elsewhere in this volume. Consumption of airplanes assigned to special projects overseas are included here but not in any individual area. Air Transport Command figures are not included, and prior to September 1945, consumption is that for only first line bombers and fighters with combat units. Prior to 1946, due to the rounding of figures to the nearest 1,000 gallons, the total of quarterly or monthly consumption--by type and model of airplanes-- may not necessarily equal annual consumption by type and model. Similarly, consumption by model may not equal figures shown by type; consumption in any period may not equal that by type.

Type and Model	In thousands of gallons					In actual gallons		
	1941 (Dec)	1942	1943	1944	1945 b/	1946 b/	1947 a/	
							Jan-Aug.	Sep-Dec.
Total	208	18,628	264,608	1,281,512	1,078,556	84,500,329	85,238,464	40,048,387
Very Heavy Bomber a/								
B-29.	-	-	-	35,775	250,298	9,756,539	5,581,976	-
Heavy Bomber-Total a/	110	11,323	148,899	850,713	533,309	11,873,216	9,739,469	-
B-17.	110	7,536	87,100	394,221	283,819	10,961,967	9,727,284	-
B-24.	-	3,787	61,799	456,492	249,167	911,249	12,185	-
B-32.	-	-	-	-	324	-	-	-
Medium Bomber-Total a/	-	2,685	47,305	117,501	70,951	1,971,195	903,818	2,764,381
B-25.	-	1,765	28,081	56,476	37,470	1,895,734	903,818	-
B-26.	-	920	19,224	61,025	33,480	75,461	-	2,764,381
B-29.	-	-	-	-	-	-	-	-
Light Bomber-Total a/	-	559	2,889	24,993	27,527	4,474,378	4,455,449	6,885,263
A-20.	-	559	2,889	24,066	11,701	-	-	-
A-26.	-	-	-	927	15,824	4,453,763	4,455,449	1,927,849
B-17.	-	-	-	-	-	-	-	4,644,938
B-25.	-	-	-	-	-	-	-	312,476
Other	-	-	-	-	-	20,615	-	-
Fighter - Total	98	4,061	65,515	252,530	170,782	13,551,560	11,810,555	5,254,686
P-38.	-	696	23,420	63,059	34,491	1,036,302	-	-
P-39.	-	622	8,128	5,280	-	-	-	-
P-40.	18	1,612	13,829	9,928	787	-	-	-
P-47.	-	-	13,169	114,257	75,554	5,946,858	5,293,136	1,976,714
P-51.	-	-	348	51,417	51,585	4,890,435	4,567,492	1,577,100
P-61.	-	-	-	3,358	7,255	1,278,961	1,265,006	506,404
P-80 g/	-	-	-	-	-	395,708	676,428	1,194,468
Other	80	1,131	6,621	5,231	1,110	3,296	8,493	-
Reconnaissance-Total	d/	d/	d/	d/	839	4,566,104	3,102,392	2,144,446
F-2 g/	d/	d/	d/	d/	-	-	175,059	65,377
F-6	d/	d/	d/	d/	24	232,477	360,801	134,707
F-7	d/	d/	d/	d/	238	800,052	-	-
F-9	d/	d/	d/	d/	-	113,900	297,830	156,153
F-13	d/	d/	d/	d/	179	2,258,809	1,322,767	741,261
FP-80 g/	d/	d/	d/	d/	-	-	571,510	771,550
OA-10	d/	d/	d/	d/	133	544,578	265,671	57,383
Other	d/	d/	d/	d/	262	616,288	108,754	218,015
Transport - Total	d/	d/	d/	d/	23,580	32,377,770	46,880,738	22,069,255
C-45, CQ-3 g/	d/	d/	d/	d/	-	1,810,857	1,419,585	541,937
C-46.	d/	d/	d/	d/	10,987	8,683,895	6,091,204	2,224,566
C-47, C-53.	d/	d/	d/	d/	11,977	18,364,082	13,279,358	5,606,693
C-54.	d/	d/	d/	d/	-	3,316,274	25,867,073	13,297,554
Other	d/	d/	d/	d/	618	202,662	223,518	398,505
Trainer - Total	d/	d/	d/	d/	222	1,518,162	2,398,340	854,007
Advanced.	d/	d/	d/	d/	212	1,517,714	2,393,954	850,272
Other	d/	d/	d/	d/	10	448	4,386	3,735
Communications-Total	d/	d/	d/	d/	306	930,343	365,727	76,349
Liaison	d/	d/	d/	d/	301	921,381	353,250	67,533
Rotary Wing	d/	d/	d/	d/	4	8,962	12,477	8,816
Transient b/	-	-	-	-	742	3,481,062	-	-

a/ See Table 71 p 109 for revision of classification and redesignation of bombardment types of aircraft, as of September 1947.

b/ Includes fuel consumption of transient airplanes in the Pacific Area for which no type or model breakdown was reported.

g/ Uses JP-1 jet fuel.

d/ Not available.

g/ Included in Other in 1945.

Table 128.--AVIATION FUEL CONSUMPTION OF AIRPLANES OVERSEAS, BY TYPE AND PRINCIPAL

Line No.	Type and Model	In thousands of gallons									
		1942				1943				1944	
		1st Qtr	2nd Qtr	3rd Qtr	4th Qtr	1st Qtr	2nd Qtr	3rd Qtr	4th Qtr	1st Qtr	2nd Qtr
1	Total	1,240	2,920	4,135	10,333	21,881	48,859	92,694	101,174	160,780	351,864
2	<u>Very Heavy Bomber</u>										
3	B-29	-	-	-	-	-	-	-	-	-	2,318
4	<u>Heavy Bomber - Total</u> . .	406	1,510	2,556	6,851	13,254	27,816	48,930	58,899	101,665	234,059
5	B-17	406	836	2,052	4,242	6,999	17,337	31,357	31,407	52,744	98,252
6	B-24	-	674	504	2,609	6,255	10,479	17,573	27,492	48,921	135,807
7	B-32	-	-	-	-	-	-	-	-	-	-
8	<u>Medium Bomber - Total</u> . .	49	536	802	1,298	2,565	7,041	19,891	17,808	20,940	34,713
9	B-25	24	202	462	1,077	1,876	4,651	11,099	10,455	10,088	14,302
10	B-26	25	334	340	221	689	2,390	8,792	7,353	10,852	20,411
11	<u>Light Bomber - Total</u> . .	-	116	174	269	496	624	769	1,000	2,449	8,529
12	A-20	-	116	174	269	496	624	769	1,000	2,449	8,526
13	A-26	-	-	-	-	-	-	-	-	-	3
14	Other	-	-	-	-	-	-	-	-	-	-
15	<u>Fighter - Total</u>	785	758	603	1,915	5,566	13,378	23,104	23,467	35,726	72,245
16	P-38	1	8	39	648	2,280	5,634	8,403	7,103	8,346	21,681
17	P-39	54	217	166	185	777	1,282	3,329	2,740	2,260	2,466
18	P-40	224	209	252	927	1,913	3,640	4,370	3,906	3,778	3,124
19	P-47	-	-	-	-	9	1,606	4,217	7,337	16,863	31,661
20	P-51	-	-	-	-	-	6	9	333	2,025	11,590
21	P-61	-	-	-	-	-	-	-	-	-	206
22	Other	506	-	146	155	587	1,210	2,776	2,048	2,454	1,517
23	<u>Reconnaissance - Total</u> . .	d/	d/	d/	d/	d/	d/	d/	d/	d/	d/
24	F-6	d/	d/	d/	d/	d/	d/	d/	d/	d/	d/
25	F-7	d/	d/	d/	d/	d/	d/	d/	d/	d/	d/
26	F-9	d/	d/	d/	d/	d/	d/	d/	d/	d/	d/
27	F-13	d/	d/	d/	d/	d/	d/	d/	d/	d/	d/
28	OA-10	d/	d/	d/	d/	d/	d/	d/	d/	d/	d/
29	Other	d/	d/	d/	d/	d/	d/	d/	d/	d/	d/
30	<u>Transport - Total</u>	d/	d/	d/	d/	d/	d/	d/	d/	d/	d/
31	C-45, CQ-3 g/	d/	d/	d/	d/	d/	d/	d/	d/	d/	d/
32	C-46	d/	d/	d/	d/	d/	d/	d/	d/	d/	d/
33	C-47, C-53	d/	d/	d/	d/	d/	d/	d/	d/	d/	d/
34	C-54	d/	d/	d/	d/	d/	d/	d/	d/	d/	d/
35	Other	d/	d/	d/	d/	d/	d/	d/	d/	d/	d/
36	<u>Trainer - Total</u>	d/	d/	d/	d/	d/	d/	d/	d/	d/	d/
37	Advanced	d/	d/	d/	d/	d/	d/	d/	d/	d/	d/
38	Other	d/	d/	d/	d/	d/	d/	d/	d/	d/	d/
39	<u>Communications - Total</u> . .	d/	d/	d/	d/	d/	d/	d/	d/	d/	d/
40	Liaison	d/	d/	d/	d/	d/	d/	d/	d/	d/	d/
41	Rotary Wing	d/	d/	d/	d/	d/	d/	d/	d/	d/	d/
42	<u>Transient b/</u>	-	-	-	-	-	-	-	-	-	-

b/ Includes fuel consumption of transient airplanes in the Pacific Area for which no type or model breakdown was reported.

d/ Not available.

e/ Included in Other in 1945.

Table 128.--AVIATION FUEL CONSUMPTION OF AIRPLANES OVERSEAS, BY TYPE AND PRINCIPAL MODEL OF AIRPLANE: DEC 1941; QUARTERLY 1942 TO 1945; MONTHLY, 1946 AND 1947--Continued

Type and Model	in actual gallons											
	1946 (Continued)							1947				
	Jun	Jul	Aug	Sep	Oct	Nov	Dec	Jan	Feb	Mar	Apr	May
Total	6,397,469	8,306,596	7,285,780	7,387,225	7,618,753	6,673,484	5,892,198	8,989,276	9,245,013	9,964,024	11,139,966	12,359,837
Very Heavy Bomber												
B-29	815,831	917,788	662,511	373,313	660,836	739,666	524,169	523,036	721,711	823,921	624,778	536,110
Heavy Bomber - Total	1,036,782	1,537,189	719,579	1,155,271	983,995	727,701	766,931	963,035	1,046,178	966,531	1,218,621	1,671,706
B-17	1,011,258	1,464,971	672,270	1,103,129	940,757	700,475	736,268	953,713	1,044,118	966,053	1,218,296	1,671,706
B-24	25,524	72,218	47,309	52,142	43,238	27,226	30,663	9,322	2,060	478	325	-
Medium Bomber - Total	107,996	129,085	123,339	141,657	133,619	90,472	87,389	103,465	96,506	124,515	130,546	137,278
B-29	107,996	129,085	123,339	141,657	133,619	90,472	87,389	103,465	96,506	124,515	130,546	137,278
B-26	-	-	-	-	-	-	-	-	-	-	-	-
Light Bomber - Total	318,240	420,044	642,613	582,754	540,215	420,279	344,900	375,522	365,150	594,652	640,253	581,943
A-20	-	-	-	-	-	-	-	-	-	-	-	-
A-26	318,240	420,044	642,613	582,754	540,215	420,279	344,900	375,522	365,150	594,652	640,253	581,943
Fighter - Total	1,013,164	1,394,530	1,483,981	1,403,859	1,535,797	1,336,325	1,004,686	1,041,249	1,226,722	1,750,203	2,069,108	1,621,554
P-38	88,575	99,005	130,019	89,527	48,200	29,070	-	-	-	-	-	-
P-47	438,583	711,269	666,226	636,513	704,215	574,518	494,289	435,232	595,387	941,125	880,104	711,578
P-51	362,335	378,489	478,417	519,249	612,123	541,897	388,691	419,060	461,250	547,168	968,651	629,721
P-61	98,651	155,596	112,804	102,687	105,608	109,741	97,041	121,046	105,010	173,183	181,827	169,463
P-80 g/	25,020	50,171	96,515	55,883	65,651	81,099	21,369	64,011	63,182	87,715	37,918	110,462
Other	-	-	-	-	-	-	3,296	1,900	1,893	1,012	608	330
Reconnaissance - Total	366,397	636,879	371,229	363,127	435,802	590,150	430,329	344,140	306,892	295,868	361,895	396,606
F-2	-	-	-	-	-	-	-	31,661	19,819	22,582	20,054	25,107
F-6	18,328	27,216	49,215	41,000	9,210	16,140	9,240	36,550	20,700	46,050	55,680	44,229
F-7	65,862	71,857	97,450	76,134	110,137	123,637	62,648	-	-	-	-	-
F-9	15,285	6,986	450	8,095	13,234	20,000	27,676	92,360	60,031	84,878	13,294	12,859
F-13	167,460	406,733	148,671	162,832	189,746	327,441	211,840	120,616	147,948	87,821	183,498	206,775
FP-80 g/	-	-	-	-	-	-	-	900	21,760	21,760	42,800	73,600
OA-10	52,120	77,164	37,456	33,195	53,384	27,447	33,070	30,364	42,800	32,607	46,569	34,036
Other	47,342	46,923	37,987	41,871	60,091	75,485	85,855	32,589	14,694	170	-	-
Transport - Total	2,523,415	3,056,720	3,041,862	3,128,400	3,070,230	2,830,674	2,512,523	5,367,096	5,262,803	5,125,783	5,689,747	6,870,614
C-45, C-47	157,050	191,441	185,320	207,508	195,134	171,056	127,462	123,622	113,922	180,240	212,824	240,053
C-46	470,594	494,829	616,963	830,134	929,630	839,462	943,748	804,295	790,633	833,105	743,998	831,503
C-47, C-53	1,484,616	1,914,034	1,809,060	1,723,899	1,522,306	1,180,975	1,038,490	1,373,889	1,389,536	1,671,130	1,647,958	2,021,912
C-54	402,711	436,971	421,981	355,122	411,985	329,134	386,201	3,026,027	2,931,691	2,429,673	3,072,989	3,757,063
Other	8,444	19,445	8,538	11,737	11,175	10,047	16,622	39,263	37,021	11,635	11,978	20,083
Trainer - Total	141,526	129,375	150,818	159,378	171,604	170,976	172,246	205,310	171,424	226,028	349,952	495,920
Advanced	141,514	129,375	150,773	159,368	171,604	170,976	172,246	205,310	171,424	226,028	349,476	495,443
Other	12	-	45	10	-	-	-	-	-	-	476	477
Communications - Total	74,118	84,986	89,848	79,466	86,655	67,241	49,025	66,423	47,627	56,523	55,066	48,106
Liaison	73,416	82,992	89,016	78,211	85,398	66,845	47,925	65,247	45,671	55,103	53,274	46,531
Rotary Wing	702	1,994	832	255	1,257	396	1,100	1,176	1,956	1,420	1,792	1,575

g/ Uses JP-1 jet fuel.

Table 128.-- AVIATION FUEL CONSUMPTION OF AIRPLANES OVERSEAS, BY TYPE AND PRINCIPAL MODEL OF AIRPLANE:
DEC 1941; QUARTERLY, 1942 TO 1944; MONTHLY, 1946 AND 1947 - Continued

Type and Model	In actual gallons						
	1947 (Continued)						
	Jun	Jul	Aug	Sep	Oct	Nov	Dec
Total	10,792,079	11,249,402	11,498,867	10,594,729	10,878,726	9,382,793	9,192,139
Very Heavy Bomber a/							
B-29	822,014	562,963	967,443				
Heavy Bomber - Total a/	1,252,752	1,396,116	1,224,530				
B-17	1,252,752	1,396,116	1,224,530				
B-24	-	-	-				
Medium Bomber - Total a/	120,638	90,808	100,062	876,190	865,994	618,372	403,825
B-25	120,638	90,808	100,062				
B-29				876,190	865,994	618,372	403,825
Light Bomber - Total a/	553,599	627,802	716,528	1,890,656	1,957,869	1,529,396	1,507,342
A-26	553,599	627,802	716,528	584,868	507,448	455,774	379,759
B-17				1,218,913	1,355,295	1,005,930	1,004,800
B-25				86,875	95,126	67,692	62,783
Fighter - Total	1,180,699	1,219,589	1,701,431	1,371,767	1,413,955	1,170,265	1,298,699
P-47	508,140	484,228	737,342	606,710	530,968	449,598	389,438
P-51	432,190	497,006	612,446	437,213	496,804	302,503	340,580
P-61	150,254	163,965	200,258	152,910	154,354	101,213	97,927
P-80 d/	88,465	73,290	151,385	174,934	231,829	316,951	470,754
Other	1,650	1,100	-	-	-	-	-
Reconnaissance - Total	385,530	394,659	616,802	471,904	490,221	582,084	600,237
F-2	10,340	27,872	17,624	26,510	20,313	9,745	8,809
F-6	53,052	49,193	55,347	48,029	43,297	25,794	17,587
F-9	10,250	3,416	20,742	11,025	4,870	84,199	56,059
F-13	157,035	178,659	240,415	188,395	121,974	186,093	244,799
FP-80 d/	140,400	86,000	206,050	142,000	214,800	194,800	219,950
OA-10	12,653	31,536	35,106	16,494	18,067	9,758	13,064
Other	1,800	17,983	41,518	39,451	66,900	71,695	39,969
Transport - Total	6,153,083	6,614,337	5,797,275	5,691,203	5,883,808	5,297,915	5,196,329
C-45, C4-3	200,829	171,993	176,102	149,297	141,732	84,170	166,738
C-46	670,537	673,266	743,867	743,684	600,770	452,663	427,449
C-47, C-53	1,761,050	1,766,689	1,647,194	1,634,093	1,542,212	1,215,363	1,215,025
C-54	3,500,710	3,984,662	3,164,258	3,132,175	3,518,256	3,379,293	3,267,830
Other	19,957	17,727	65,854	31,954	80,838	166,426	119,287
Trainer - Total	290,025	309,071	350,610	267,039	246,182	170,471	170,315
Advanced	288,591	308,077	349,605	266,029	245,166	169,757	169,320
Other	1,434	994	1,005	1,010	1,016	714	995
Communications - Total	33,739	34,057	24,186	25,970	20,697	14,290	15,392
Liaison	32,739	32,420	22,265	23,698	17,612	12,939	13,284
Rotary Wing	1,000	1,637	1,921	2,272	3,085	1,351	2,108

a/ See Table 71 p 109 for revision of classification and redesignation of bombardment types of aircraft, as of September 1947.

d/ Not available.

Aviation Fuel Consumption Operations Crossroads-1946
(Included in the above breakdown by type and model)

Type and model	Total	May	Jun	Jul
Total	2,652,867	693,017	573,403	796,447
B-29	854,558	286,994	329,342	238,222
B-17	472,076	125,833	105,959	240,284
F-13	431,182	174,908	37,887	218,387
C-54	305,051	105,282	100,215	99,554

Table 129.-- AVIATION FUEL CONSUMPTION OF AIRPLANES IN EUROPEAN AREA, BY TYPE AND PRINCIPAL MODEL OF AIRPLANE: QUARTERLY, 2ND QUARTER 1942 TO 1945; MONTHLY, 1946 AND 1947

(in thousands of gallons, except for the years 1946 and 1947, which reflect actual gallons consumed. See also headnote to Table 128.)

Type and Model	In thousands of gallons					In actual gallons		In thousands of gallons								
	1942 (Apr-Dec)	1943	1944	1945	1946	1947 a/		1942			1943				1944	
						Jan-Aug	Sep-Dec	2nd Qtr	3rd Qtr	4th Qtr	1st Qtr	2nd Qtr	3rd Qtr	4th Qtr	1st Qtr	2nd Qtr
Total	5,880	176,786	1,033,701	621,280	24,064,734	12,458,428	4,254,370	13	954	4,913	12,032	33,699	67,651	63,404	120,320	300,054
Very Heavy Bomber a/																
B-29	-	-	-	-	45,820	-	-	-	-	-	-	-	-	-	-	-
Heavy Bomber - Total a/	4,550	106,386	749,467	445,990	4,705,584	1,313,808	-	13	820	3,717	7,902	20,202	37,828	40,454	82,970	211,020
B-17	3,660	81,777	394,221	283,292	4,705,584	1,313,808	-	-	713	2,947	4,973	15,514	29,995	21,295	52,744	98,252
B-24	890	24,609	355,246	162,698	-	-	-	13	107	770	2,929	4,688	7,833	9,159	30,226	112,768
Medium Bomber - Total a/	490	31,742	81,321	44,741	326,750	-	-	-	84	406	1,472	4,744	15,160	10,366	13,887	25,434
B-25	402	13,187	20,334	11,448	262,509	-	-	-	84	318	887	2,549	6,502	3,249	3,073	5,023
B-26	88	18,555	60,987	33,291	64,241	-	-	-	-	88	585	2,195	8,658	7,117	10,814	20,411
Light Bomber - Total a/	126	1,866	15,533	19,174	1,913,294	1,312,479	1,027,726	-	-	126	231	508	620	507	910	5,201
A-20	126	1,866	14,609	4,704	6,725	-	-	-	-	126	231	508	620	507	910	5,201
A-26	-	-	924	14,408	1,906,569	1,300,542	386,996	-	-	-	-	-	-	-	-	-
B-17	-	-	-	-	-	-	640,730	-	-	-	-	-	-	-	-	-
Other	-	-	-	-	-	11,937	-	-	-	-	-	-	-	-	-	-
Fighter - Total	714	36,792	187,388	107,472	5,278,059	2,700,252	514,119	-	50	664	2,427	8,245	14,043	12,077	22,553	58,399
P-38	507	14,323	41,758	13,395	7,535	-	-	-	-	507	1,531	3,807	5,390	3,595	4,838	17,233
P-39	-	1,945	2,264	-	-	-	-	-	-	-	109	206	944	686	1,001	925
P-40	38	5,199	3,016	-	-	-	-	-	4	34	408	1,720	2,102	969	1,380	1,409
P-47	-	9,711	86,082	51,909	3,190,687	1,668,729	505,989	-	-	-	9	1,606	3,085	5,011	11,610	26,587
P-51	-	206	48,659	39,896	1,489,753	780,582	8,130	-	-	-	-	6	9	191	1,719	11,023
P-61	-	-	1,221	1,874	377,270	-	-	-	-	-	-	-	-	-	-	-
P-80 b/	-	-	-	-	212,814	-	-	-	-	-	-	-	-	-	-	-
Other	169	5,408	4,380	398	-	250,941	-	-	46	123	370	900	2,513	1,625	2,005	1,222
Reconnaissance - Total	e/	e/	e/	112	232,477	291,510	70,974	e/	e/	e/	e/	e/	e/	e/	e/	e/
F-6	e/	e/	e/	25	232,477	196,494	55,079	e/	e/	e/	e/	e/	e/	e/	e/	e/
F-9	e/	e/	e/	-	-	95,016	15,895	e/	e/	e/	e/	e/	e/	e/	e/	e/
Other	e/	e/	e/	87	-	-	-	e/	e/	e/	e/	e/	e/	e/	e/	e/
Transport - Total	e/	e/	e/	3,511	10,678,184	6,392,754	2,584,609	e/	e/	e/	e/	e/	e/	e/	e/	e/
C-45, C4-3	e/	e/	e/	58	887,932	786,577	281,690	e/	e/	e/	e/	e/	e/	e/	e/	e/
C-47, C-53	e/	e/	e/	3,192	9,630,920	5,452,377	2,142,829	e/	e/	e/	e/	e/	e/	e/	e/	e/
Other	e/	e/	e/	262	159,332	153,800	160,090	e/	e/	e/	e/	e/	e/	e/	e/	e/
Trainer																
Advanced	e/	e/	e/	99	417,389	318,944	48,674	e/	e/	e/	e/	e/	e/	e/	e/	e/
Communications																
Liaison	e/	e/	e/	182	467,177	128,681	8,268	e/	e/	e/	e/	e/	e/	e/	e/	e/

a/ See Table 71 p 109 for revision of classification and redesignation of bombardment types of aircraft, as of September 1947.

b/ Uses JP-1 jet fuel.

c/ Not available.

Table 129.-- AVIATION FUEL CONSUMPTION OF AIRPLANES IN EUROPEAN AREA, BY TYPE AND PRINCIPAL MODEL OF AIRPLANE: QUARTERLY, 2ND QUARTER 1942 TO 1945; MONTHLY, 1946 AND 1947 -- Continued

Type and Model	In thousands of gallons						In actual gallons							
	1944 (Contd)		1945				1946							
	3rd Qtr	4th Qtr	1st Qtr	2nd Qtr	3rd Qtr	4th Qtr	Jan	Feb	Mar	Apr	May	Jun	Jul	Aug
Total	339,423	273,904	350,241	224,325	40,943	5,767	1,541,483	1,499,054	1,905,756	2,415,131	2,500,453	1,914,023	2,831,049	2,155,135
Very Heavy Bomber														
B-29	-	-	-	-	-	-	-	2,000	600	-	2,300	1,800	4,971	7,790
Heavy Bomber - Total	248,731	206,746	264,371	155,170	23,593	2,456	346,507	432,135	373,734	604,908	585,374	520,186	743,961	137,413
B-17	126,209	117,016	158,586	98,393	23,857	2,456	346,507	432,135	373,734	604,908	585,374	520,186	743,961	137,413
B-24	122,522	89,730	105,785	56,777	136	-	-	-	-	-	-	-	-	-
Medium Bomber - Total	24,651	17,349	22,504	16,244	5,651	340	59,353	66,933	34,405	28,540	28,111	27,539	23,396	12,575
B-25	6,340	5,898	6,640	4,356	398	54	24,543	37,662	34,245	28,540	28,111	27,539	23,396	12,575
B-26	18,311	11,451	15,864	11,888	5,253	286	34,810	29,271	160	-	-	-	-	-
Light Bomber - Total	5,971	3,451	7,797	10,991	231	153	61,252	70,064	96,809	231,270	169,650	134,547	173,288	179,842
A-20	5,931	2,567	3,319	1,337	93	15	200	600	4,825	1,050	50	-	-	-
A-26	40	884	4,478	9,654	138	138	61,052	69,464	91,984	230,220	169,600	134,547	173,288	179,842
Fighter - Total	60,070	46,358	55,569	41,920	9,123	860	277,663	222,193	381,613	509,624	481,603	269,112	647,523	603,745
P-38	12,424	7,263	7,568	5,131	672	24	4,425	2,035	1,075	-	-	-	-	-
P-39	338	-	-	-	-	-	-	-	-	-	-	-	-	-
P-40	227	-	-	-	-	-	-	-	-	-	-	-	-	-
P-47	26,966	20,919	25,237	21,458	4,701	513	172,885	114,806	186,259	324,236	318,705	144,331	405,416	393,427
P-51	18,649	17,268	21,797	14,357	3,465	277	85,429	86,100	148,929	139,889	120,593	96,342	157,285	149,235
P-61	790	431	660	883	285	46	14,924	19,252	45,350	45,499	42,305	24,119	57,645	19,768
P-80 b/.	-	-	-	-	-	-	-	-	-	-	-	4,320	27,177	41,315
Other	676	477	307	91	-	-	-	-	-	-	-	-	-	-
Reconnaissance - Total	e/	e/	e/	e/	70	40	6,932	8,715	19,841	4,290	22,350	18,328	27,216	49,215
F-6	e/	e/	e/	e/	18	6	6,932	8,715	19,841	4,290	22,350	18,328	27,216	49,215
Other	e/	e/	e/	e/	52	34	-	-	-	-	-	-	-	-
Transport - Total	e/	e/	e/	e/	1,749	1,763	747,736	645,037	914,093	941,856	1,119,283	865,832	1,114,408	1,067,843
C-45, C4-3	e/	e/	e/	e/	18	41	38,056	32,903	57,291	71,991	45,740	75,097	115,159	97,680
C-47, C-53	e/	e/	e/	e/	1,628	1,564	685,915	591,511	843,915	851,659	1,067,514	785,027	990,989	951,183
Other	e/	e/	e/	e/	103	158	23,765	20,623	12,887	18,206	6,029	5,708	8,260	18,980
Trainer														
Advanced	e/	e/	e/	e/	36	63	19,971	21,004	42,007	38,866	42,597	40,879	43,739	48,826
Communications														
Liaison	e/	e/	e/	e/	90	92	22,069	30,973	42,654	55,777	49,185	35,800	52,547	47,886

b/ Uses JP-1 jet fuel.
 e/ Not available.
 d/ Estimated.

Table 129.-- AVIATION FUEL CONSUMPTION OF AIRPLANES IN EUROPEAN AREA, BY TYPE AND PRINCIPAL MODEL OF AIRPLANE: QUARTERLY, 2ND QUARTER 1946 TO 1945; MONTHLY, 1946 AND 1947 -- Continued

Type and Model	In actual gallons															
	1946 (Cont'd)				1947											
	Sep	Oct	Nov	Dec	Jan	Feb	Mar	Apr	May	Jun	Jul	Aug	Sep	Oct	Nov	Dec
Total	2,687,403	2,065,188	1,538,001	1,012,058	1,071,241	1,087,940	1,815,809	2,150,969	1,815,168	1,381,615	1,544,228	1,591,458	1,314,346	1,193,985	885,088	860,951
<u>Very Heavy Bomber a/</u> B-29	5,200	8,934	11,125	1,100	-	-	-	-	-	-	-	-	-	-	-	-
<u>Heavy Bomber a/</u> B-17	491,941	257,362	120,529	91,534	102,095	139,396	120,092	196,490	190,898	168,138	199,580	197,119	-	-	-	-
<u>Medium Bomber a/</u> B-25	16,340	21,364	6,144	2,050	-	-	-	-	-	-	-	-	-	-	-	-
<u>Light Bomber - Total a/</u> A-26	290,091	247,870	175,512	83,099	121,461	110,672	198,029	227,747	191,580	133,599	151,559	177,832	323,273	269,038	221,034	214,381
B-17	290,091	247,870	175,512	83,099	113,826	106,370	198,029	227,747	191,580	133,599	151,559	177,832	142,605	107,025	85,567	51,799
Other	-	-	-	-	7,635	4,302	-	-	-	-	-	-	180,668	162,013	135,467	162,582
<u>Fighter - Total</u> P-47	639,350	572,230	413,587	259,816	226,369	291,971	668,755	691,047	346,402	101,386	154,360	219,962	147,980	162,974	121,715	81,450
P-51	395,264	339,490	227,417	168,451	98,514	176,173	390,192	409,636	249,995	46,924	108,600	188,695	139,850	162,974	121,715	81,450
P-61	169,290	160,558	121,006	55,097	67,734	72,316	168,495	247,123	93,425	54,462	45,760	31,267	8,130	-	-	-
P-61	32,617	32,670	25,922	17,199	-	-	-	-	-	-	-	-	-	-	-	-
P-80 b/	42,179	39,512	39,242	19,069	-	-	-	-	-	-	-	-	-	-	-	-
Other	-	-	-	-	60,121	43,482	110,068	34,288	2,982	-	-	-	-	-	-	-
<u>Reconnaissance - Total</u> F-6	41,000	9,210	16,140	9,240	39,990	9,320	42,475	51,814	40,003	40,910	27,476	39,522	22,765	26,199	12,600	9,410
F-9	41,000	9,210	16,140	9,240	18,020	9,320	29,990	38,520	27,144	30,660	24,060	18,780	11,740	21,329	12,600	9,410
F-9	-	-	-	-	21,970	-	12,485	13,294	12,859	10,250	3,416	20,742	11,025	4,870	-	-
<u>Transport - Total</u> C-45, CQ-3	1,113,521	876,948	738,995	532,632	546,148	508,435	730,510	896,192	961,799	882,762	956,380	910,528	797,724	715,712	522,886	548,287
C-47, C-53	121,742	102,830	84,097	45,346	58,643	51,858	101,089	117,863	144,843	105,885	102,167	104,229	71,246	67,788	30,132	112,524
Other	972,714	756,308	651,035	483,150	482,406	443,821	623,346	757,691	791,336	749,904	818,596	785,277	701,653	591,215	454,207	395,754
Other	19,065	17,810	3,863	4,136	5,099	12,756	6,075	20,638	25,620	26,973	35,617	21,022	24,825	56,709	38,547	40,009
<u>Trainer</u> Advanced	45,990	30,449	26,980	16,081	18,620	19,483	40,309	64,958	61,234	37,806	38,285	38,249	17,911	18,527	5,668	6,568
<u>Communications</u> Liaison	43,970	40,821	28,989	16,506	16,558	8,663	15,639	22,721	23,252	17,014	16,588	8,246	4,693	1,535	1,185	855

a/ See Table 71 p109 for revision of classification and redesignation of bombardment types of aircraft, as of September 1947.
b/ Uses JP-1 jet fuel.

Table 130.-- AVIATION FUEL CONSUMPTION OF AIRPLANES IN CARIBBEAN AREA, BY TYPE AND PRINCIPAL MODEL OF AIRPLANE: SEP 1945 TO DEC 1947

(In actual gallons consumed)

Type and model	1945		1947 ^{a/}		1945			
	Sep-Dec	1946	Jan-Aug	Sep-Dec	Sep	Oct	Nov	Dec
Total	2,555,182	6,323,052	6,464,316	3,851,600	1,045,907	580,017	514,173	415,085
Heavy Bomber-Total ^{a/}	866,840	1,919,157	2,020,558		355,600	207,954	176,996	126,290
B-17	69,930	1,884,044	2,020,558		22,946	8,369	22,847	15,768
B-24	796,910	35,113	-		332,654	199,585	154,149	110,522
Medium Bomber-Total ^{a/}	130,654	202,756	255,141		50,314	22,622	28,362	29,255
B-25	25,095	191,536	255,141		3,237	1,676	9,832	10,350
B-26	105,559	11,220	-		47,077	20,946	18,531	19,005
Light Bomber-Total ^{a/}	-	-	47,143	1,005,632	-	-	-	-
A-26	-	-	47,143	54,339	-	-	-	-
B-17	-	-	-	829,853	-	-	-	-
B-25	-	-	-	121,440	-	-	-	-
Fighter-Total	710,686	956,333	859,407	942,481	381,758	131,996	116,334	80,598
P-38	710,686	433,891	-	-	381,758	131,996	116,334	80,598
P-47	-	522,442	720,496	103,897	-	-	-	-
P-61	-	-	138,911	91,607	-	-	-	-
P-80 ^{b/}	-	-	-	746,977	-	-	-	-
Reconnaissance-Total	24,756	207,102	283,289	192,902	6,822	6,245	3,856	7,833
F-6	-	-	14,537	20,899	-	-	-	-
F-9	-	113,900	202,814	140,258	-	-	-	-
OA-10	15,028	43,636	43,811	19,453	4,422	3,746	1,200	5,660
Other	9,728	49,566	22,127	12,292	2,400	2,499	2,656	2,173
Transport-Total	778,626	2,913,645	2,913,737	1,662,669	236,366	202,345	178,228	161,687
C-45, CQ-3	94,899	264,847	168,694	50,550	26,178	22,909	24,159	21,653
C-46	181,613	255,792	111,348	-	61,086	53,042	36,288	31,197
C-47, C-53	465,973	2,084,101	1,922,211	846,332	128,516	115,454	114,656	107,347
C-54	-	306,492	708,410	763,019	-	-	-	-
Other	36,141	2,413	3,074	2,768	20,586	10,940	3,125	1,490
Trainer-Total	38,937	116,615	77,648	40,677	13,531	7,858	9,032	8,516
Advanced	36,380	116,277	73,262	36,942	11,349	7,543	8,972	8,516
Other	2,557	338	4,386	3,735	2,182	315	60	-
Communications-Total	4,683	7,444	7,393	7,239	1,516	997	1,364	806
Liaison	4,683	7,444	7,393	6,975	1,516	997	1,364	806
Rotary Wing	-	-	-	264	-	-	-	-

Type and model	1946							
	Jan	Feb	Mar	Apr	May	Jun	Jul	Aug
Total	376,259	190,622	261,666	322,837	390,313	344,607	657,893	799,834
Heavy Bomber - Total	129,748	58,482	73,492	99,604	127,321	78,861	186,251	194,557
B-17	99,315	54,002	73,292	99,604	127,321	78,861	186,251	194,557
B-24	30,433	4,480	200	-	-	-	-	-
Medium Bomber - Total	17,550	5,139	3,574	4,542	10,853	5,556	19,936	31,593
B-25	6,330	5,139	3,574	4,542	10,853	5,556	19,936	31,593
B-26	11,220	-	-	-	-	-	-	-
Fighter - Total	57,438	17,838	38,218	58,071	64,082	62,102	94,678	96,674
P-38	2,426	17,640	38,218	58,071	64,082	62,102	94,678	96,674
P-47	55,012	198	-	-	-	-	-	-
Reconnaissance - Total	4,093	2,055	3,910	10,901	20,128	22,085	23,997	10,299
F-9	-	-	-	6,420	15,754	15,285	6,986	450
OA-10	2,160	-	1,324	2,124	1,475	4,718	8,856	3,250
Other	1,933	2,055	2,586	2,357	2,899	2,082	8,155	6,599
Transport - Total	158,172	98,381	132,289	140,892	157,149	168,308	322,263	452,935
C-45, CQ-3	21,361	13,818	13,812	15,597	18,310	15,073	26,812	36,743
C-46	43,457	15,522	26,163	27,992	36,791	21,970	13,455	17,948
C-47, C-53	93,339	69,041	92,299	97,258	91,691	95,008	243,826	299,582
C-54	-	-	-	-	10,357	36,154	37,961	98,202
Other	15	-	15	45	-	103	209	460
Trainer - Total	8,421	8,692	9,465	7,815	10,071	7,072	10,337	12,497
Advanced	8,421	8,622	9,378	7,673	10,029	7,060	10,337	12,432
Other	-	30	87	142	42	12	-	15
Communications	837	75	718	1,012	709	623	431	1,279
Liaison	837	75	718	1,012	709	623	431	1,279

^{a/} See Table 71 p 109 for revision of classification and redesignation of bombardment types of aircraft, as of September 1947.

^{b/} Uses JP-1 jet fuel.

Table 130.-- AVIATION FUEL CONSUMPTION OF AIRPLANES IN CARIBBEAN AREA, BY TYPE AND PRINCIPAL MODEL OF AIRPLANE: SEP 1945 TO DEC 1947 -- Continued

224

Type and model	1946 (Cont'd)				1947											
	Sep	Oct	Nov	Dec	Jan	Feb	Mar	Apr	May	Jun	Jul	Aug	Sep	Oct	Nov	Dec
Total	776,140	781,823	661,007	760,051	752,423	714,941	914,701	779,913	890,457	767,260	871,265	773,356	829,632	991,709	927,973	1,102,286
Heavy Bomber a/																
B-17	246,219	207,810	228,205	288,507	240,488	187,585	230,374	229,040	345,595	270,137	303,213	214,126				
Medium Bomber a/																
B-25	32,232	25,964	15,754	30,063	15,274	26,854	29,954	38,016	31,044	45,230	34,631	34,138				
Light Bomber - Total a/																
A-26	-	-	-	-	-	-	-	-	7,035	13,068	16,997	10,043	284,298	375,412	151,530	194,392
B-17	-	-	-	-	-	-	-	-	7,035	13,068	16,997	10,043	10,515	14,999	10,209	18,625
B-25	-	-	-	-	-	-	-	-	-	-	-	-	237,887	322,066	115,151	154,749
B-25	-	-	-	-	-	-	-	-	-	-	-	-	35,896	38,356	26,170	21,018
Fighter - Total	90,784	153,179	117,875	105,394	123,234	113,583	198,750	152,009	92,497	35,174	42,556	101,604	95,607	166,387	276,139	404,348
P-47	90,784	153,179	117,875	105,394	123,234	113,583	198,750	119,245	75,400	21,586	16,476	52,222	60,025	28,954	14,818	100
P-61	-	-	-	-	-	-	-	32,764	17,097	13,588	26,080	49,382	35,582	34,574	7,051	14,400
P-80 b/	-	-	-	-	-	-	-	-	-	-	-	-	-	-	-	-
Reconnaissance - Total	17,475	23,344	30,655	28,160	81,148	62,548	79,190	10,120	19,250	6,585	11,066	13,382	17,090	12,385	94,305	69,122
F-6	-	-	-	-	-	-	-	-	360	1,812	5,223	7,142	10,620	7,333	2,634	312
F-9	8,095	13,234	20,000	27,676	70,390	60,031	72,393	-	-	-	-	-	-	-	-	-
OA-10	5,050	5,154	5,200	4,325	1,990	1,142	5,857	8,516	16,383	3,118	3,345	3,460	2,330	2,666	5,943	8,514
Other	4,330	4,956	5,455	6,159	8,768	1,375	940	1,604	2,507	1,655	2,498	2,780	4,140	2,386	1,529	4,237
Transport - Total	377,215	358,880	257,706	289,455	279,016	313,515	365,828	342,125	386,530	382,781	452,282	391,660	420,492	424,713	393,200	424,264
C-45, C4-3	29,103	28,776	24,767	20,675	20,091	16,826	27,209	30,739	17,968	18,899	17,079	19,883	16,953	12,774	9,109	11,714
C-46	5,620	16,206	15,521	15,147	18,676	17,592	27,822	14,521	26,324	6,413	-	-	-	-	-	-
C-47, C-53	284,089	283,780	196,310	237,878	226,710	233,243	250,923	251,785	290,655	249,068	232,654	187,173	219,765	205,918	207,583	213,066
C-54	57,917	29,263	21,083	15,555	13,429	45,446	59,083	44,397	51,270	108,401	202,393	183,991	183,114	204,813	175,955	199,137
Other	486	855	25	200	110	408	791	683	313	-	156	613	660	1,208	553	347
Trainer - Total	11,707	12,167	10,423	7,988	13,233	10,676	10,461	8,280	6,957	12,988	8,092	6,961	9,996	10,864	11,365	8,452
Advanced	11,697	12,167	10,423	7,988	13,233	10,676	10,461	7,804	6,480	11,554	7,098	5,956	8,986	9,848	10,651	7,457
Other	10	-	-	-	-	-	-	476	477	1,434	994	1,005	1,010	1,016	714	995
Communications - Total	408	479	389	484	30	180	144	323	1,549	1,297	2,428	1,442	2,149	1,948	1,434	1,708
Liaison	408	479	389	484	30	180	144	323	1,549	1,297	2,428	1,442	2,149	1,948	1,434	1,444
Rotary Wing	-	-	-	-	-	-	-	-	-	-	-	-	-	-	-	264

a/ See Table 71 p 109 for revision of classification and redesignation of bombardment types of aircraft, as of September 1947.

b/ Uses JP-1 jet fuel.

Table 131.-- AVIATION FUEL CONSUMPTION OF AIRPLANES IN PACIFIC AREA, BY TYPE AND PRINCIPAL MODEL OF AIRPLANE:
DEC 1941; QUARTERLY, 1942 TO 1945; MONTHLY, 1946 AND 1947

Note--In thousands of gallons, except for the years 1946 and 1947, which reflect actual gallons consumed. See headnote to Table 128.

Type and model	In thousands of gallons					In actual gallons		
	1942 (Dec)	1942	1943	1944	1945 a/	1946	1947 b/	
							Jan-Aug	Sep-Dec
Total	208	10,920	67,715	174,756	395,827	45,320,762	33,938,703	15,599,419
<u>Very Heavy Bomber b/</u>	-	-	-	6,705	236,225	8,705,744	4,013,102	-
B-29	-	-	-	-	-	-	-	-
<u>Heavy Bomber - Total b/</u>	110	5,627	31,475	83,454	74,212	4,234,419	4,419,086	-
B-17	110	3,737	5,074	-	404	3,700,584	4,419,086	-
B-24	-	1,890	26,401	83,454	73,484	533,835	-	-
B-32	-	-	-	-	324	-	-	-
<u>Medium Bomber - Total b/</u>	-	1,733	10,574	26,008	18,690	1,330,342	432,466	1,274,561
B-25	-	1,051	9,905	25,970	18,690	1,330,342	432,466	-
B-26	-	682	669	38	-	-	-	-
B-29	-	-	-	-	-	-	-	1,374,561
<u>Light Bomber - Total b/</u>	-	433	1,023	9,460	8,353	2,555,156	3,071,459	3,665,415
A-20	-	433	1,023	9,457	6,937	12,500	-	-
A-26	-	-	-	3	1,416	2,541,266	3,071,459	1,454,017
B-17	-	-	-	-	-	-	-	2,107,346
B-25	-	-	-	-	-	-	-	104,052
Other	-	-	-	-	-	1,390	-	-
<u>Fighter - Total</u>	98	3,127	24,643	49,129	46,569	6,926,739	7,606,796	3,417,338
P-38	-	130	8,317	18,816	15,894	741,320	-	-
P-39	-	606	6,179	3,016	-	-	-	-
P-40	18	1,429	5,655	2,201	149	-	-	-
P-47	-	-	3,458	22,369	17,184	1,849,598	2,901,810	1,366,828
P-51	-	-	-	205	8,372	3,260,893	3,213,259	1,238,544
P-61	-	-	-	2,031	4,970	901,691	946,675	365,729
P-80 g/	-	-	-	-	-	173,237	545,052	446,237
Other	80	962	1,034	491	-	-	-	-
<u>Reconnaissance - Total</u>	d/	d/	d/	d/	617	3,532,437	1,658,834	1,593,526
F-2 g/	d/	d/	d/	d/	-	-	157,460	54,635
F-6 g/	d/	d/	d/	d/	-	-	149,770	58,729
F-7	d/	d/	d/	d/	191	800,052	-	-
F-13	d/	d/	d/	d/	179	1,738,140	617,590	492,147
F-15	d/	d/	d/	d/	-	-	61,301	218,015
FP-80	d/	d/	d/	d/	-	-	571,510	770,000
QA-10	d/	d/	d/	d/	99	427,523	68,301	-
Other	d/	d/	d/	d/	147	566,722	32,902	-
<u>Transport - Total</u>	d/	d/	d/	d/	10,329	13,182,843	10,673,760	4,789,659
C-45, CQ-3	d/	d/	d/	d/	65	538,460	358,658	173,834
C-46	d/	d/	d/	d/	6,386	7,535,927	5,751,174	2,122,035
C-47, C-53	d/	d/	d/	d/	3,856	3,131,253	433,844	328,538
C-54	d/	d/	d/	d/	-	1,933,861	4,101,869	2,156,233
Other	d/	d/	d/	d/	24	43,342	28,215	9,019
<u>Trainer</u>	-	-	-	-	-	-	-	-
Advanced	d/	d/	d/	d/	54	934,486	1,880,756	713,694
<u>Communications - Total</u>	d/	d/	d/	d/	96	437,534	182,444	45,226
Liaison	d/	d/	d/	d/	94	432,183	175,834	41,126
Rotary Wing	d/	d/	d/	d/	2	5,351	6,610	4,100
<u>Transient a/</u>	-	-	-	-	743	3,481,062	-	-

a/ Includes fuel consumption of transient airplanes for which no type or model breakdown was reported.

b/ See Table 71 p 109 for revision of classification and redesignation of bombardment types of aircraft, as of September 1947.

c/ Uses JP-1 jet fuel.

d/ Not available.

e/ Included in Other in 1945.

Table 131.-- AVIATION FUEL CONSUMPTION OF AIRPLANES IN PACIFIC AREA, BY TYPE AND PRINCIPAL MODEL OF AIRPLANE: DEC 1941; QUARTERLY, 1942 TO 1945; MONTHLY, 1946 AND 1947
-- Continued

Type and Model	In thousands of gallons																In actual gallons			
	1942				1943				1944				1945				1946			
	1st Qtr	2nd Qtr	3rd Qtr	4th Qtr	1st Qtr	2nd Qtr	3rd Qtr	4th Qtr	1st Qtr	2nd Qtr	3rd Qtr	4th Qtr	1st Qtr	2nd Qtr	3rd Qtr	4th Qtr	Jan	Feb	Mar	
Total	1,205	2,688	2,523	4,504	7,297	10,365	19,554	30,499	35,087	40,868	42,632	56,169	89,065	157,650	127,678	21,514	5,948,052	3,420,330	3,650,073	
Very Heavy Bomber																				
B-29	-	-	-	-	-	-	-	-	-	-	-	-	6,705	34,784	100,608	95,233	5,600	1,901,051	609,567	900,179
Heavy Bomber - Total	406	1,408	1,295	2,518	3,871	4,961	8,100	14,543	16,250	20,121	22,452	24,630	28,375	30,985	13,714	1,138	588,997	269,515	291,232	
B-17	406	816	1,295	1,220	1,883	1,724	1,335	112	-	-	-	-	-	-	-	404	292,808	220,598	258,839	
B-24	-	592	-	1,298	1,988	3,217	6,765	14,431	16,250	20,121	22,453	24,630	28,375	30,912	12,463	734	296,189	48,917	32,393	
B-32	-	-	-	-	-	-	-	-	-	-	-	-	-	73	251	-	-	-	-	
Medium Bomber - Total	21	436	570	706	492	919	3,148	6,015	6,187	6,472	5,825	7,524	6,536	6,291	4,576	1,237	180,095	191,933	157,851	
B-25	21	137	285	608	388	724	3,014	5,779	6,149	6,472	5,825	7,524	6,536	6,291	4,576	1,237	180,095	191,933	157,851	
B-26	-	299	285	98	104	195	134	236	38	-	-	-	-	-	-	-	-	-	-	
Light Bomber - Total	-	116	174	143	265	116	149	493	1,524	3,328	2,365	2,228	3,422	2,826	1,823	282	176,639	51,266	75,569	
A-20	-	116	174	143	265	116	149	493	1,539	3,325	2,365	2,228	3,422	2,826	592	97	4,703	2,338	2,680	
A-26	-	-	-	-	-	-	-	-	-	3	-	-	-	-	1,231	185	171,191	48,928	72,889	
Other	-	-	-	-	-	-	-	-	-	-	-	-	-	-	-	745	-	-	-	
Fighter - Total	778	728	484	1,137	2,669	4,369	8,157	9,448	11,111	10,947	11,989	15,082	15,878	16,940	11,673	2,078	550,393	363,443	236,171	
P-38	-	23	107	633	1,647	2,823	3,212	3,021	3,838	4,979	6,958	6,202	6,319	6,319	2,832	341	114,198	48,914	37,862	
P-39	54	213	157	182	668	1,076	2,381	2,054	1,259	1,541	216	-	-	-	-	-	-	-	-	
P-40	218	191	204	816	1,151	1,338	1,577	1,589	1,273	374	295	295	149	-	-	-	-	-	-	
P-47	-	-	-	-	-	-	1,132	2,326	5,253	4,863	5,819	6,434	6,306	5,003	4,907	968	180,770	68,567	35,233	
P-51	-	-	-	-	-	-	-	-	-	-	206	205	1,388	3,720	2,815	449	180,202	189,848	122,120	
F-61	-	-	-	-	-	-	-	-	-	-	640	1,185	1,833	1,898	1,119	120	75,223	56,114	40,956	
Other	506	324	100	32	217	308	244	265	285	125	76	5	-	-	-	-	-	-	-	
Reconnaissance - Total	d/	d/	d/	d/	d/	d/	d/	d/	d/	d/	d/	d/	d/	d/	85	511	248,505	182,405	176,202	
F-6	d/	d/	d/	d/	d/	d/	d/	d/	d/	d/	d/	d/	d/	d/	-	-	-	-	-	
F-7	d/	d/	d/	d/	d/	d/	d/	d/	d/	d/	d/	d/	d/	d/	85	106	37,681	47,818	36,930	
F-13	d/	d/	d/	d/	d/	d/	d/	d/	d/	d/	d/	d/	d/	d/	-	179	106,748	75,398	54,185	
OA-10	d/	d/	d/	d/	d/	d/	d/	d/	d/	d/	d/	d/	d/	d/	-	99	45,204	32,400	42,429	
Other	d/	d/	d/	d/	d/	d/	d/	d/	d/	d/	d/	d/	d/	d/	-	147	58,872	26,789	42,658	
Transport - Total	d/	d/	d/	d/	d/	d/	d/	d/	d/	d/	d/	d/	d/	d/	557	9,773	1,660,522	841,004	945,376	
C-45, C-3	d/	d/	d/	d/	d/	d/	d/	d/	d/	d/	d/	d/	d/	d/	5	60	30,068	22,956	34,353	
C-46	d/	d/	d/	d/	d/	d/	d/	d/	d/	d/	d/	d/	d/	d/	363	6,023	1,158,381	444,288	395,040	
C-47, C-53	d/	d/	d/	d/	d/	d/	d/	d/	d/	d/	d/	d/	d/	d/	189	3,667	453,317	329,425	428,263	
C-54	d/	d/	d/	d/	d/	d/	d/	d/	d/	d/	d/	d/	d/	d/	-	-	-	34,834	82,735	
Other	d/	d/	d/	d/	d/	d/	d/	d/	d/	d/	d/	d/	d/	d/	-	24	8,756	9,501	4,985	
Trainer																				
Advanced	d/	d/	d/	d/	d/	d/	d/	d/	d/	d/	d/	d/	d/	d/	2	45	26,611	20,626	38,145	
Communications - Total	d/	d/	d/	d/	d/	d/	d/	d/	d/	d/	d/	d/	d/	d/	8	88	30,849	34,996	38,552	
Liaison	d/	d/	d/	d/	d/	d/	d/	d/	d/	d/	d/	d/	d/	d/	8	88	30,849	34,996	37,964	
Rotary wing	d/	d/	d/	d/	d/	d/	d/	d/	d/	d/	d/	d/	d/	d/	-	2	-	-	588	
Transient	-	-	-	-	-	-	-	-	-	-	-	-	-	-	1	742	594,390	855,575	790,796	

d/ Includes fuel consumption of transient airplanes for which no type or model breakdown was reported.

d/ Not available.

/ September estimated; October excludes Fifth Air Force from which no report was received.

SAS 73 C-18-16

Table 131.--AVIATION FUEL CONSUMPTION OF AIRPLANES IN PACIFIC AREA, BY TYPE AND PRINCIPAL MODEL OF AIRPLANE: DEC 1941; QUARTERLY, 1942 TO 1945; MONTHLY, 1946 AND 1947
-- Continued

Type and Model	In actual gallons											
	1946 (Continued)										1947	
	Apr	May	Jun	Jul	Aug	Sep	Oct	Nov	Dec	Jan	Feb	
Total	3,625,423	3,558,327	3,078,762	3,486,117	3,600,590	3,349,718	4,091,108	3,771,514	3,740,748	3,326,335	3,335,370	
Vary Heavy Bomber												
B-29	655,162	699,192	484,689	674,595	648,645	359,547	641,745	625,740	505,632	417,851	376,020	
Heavy Bomber - Total	296,949	338,993	305,497	325,548	338,840	370,104	449,486	325,695	333,563	439,630	439,054	
B-17	269,689	311,066	288,378	283,068	319,600	347,794	479,486	325,695	333,563	439,630	439,054	
B-24	27,260	27,927	17,119	42,480	19,240	22,310	-	-	-	-	-	
Medium Bomber - Total	154,438	135,414	73,901	79,477	72,742	89,388	80,214	59,613	55,276	62,601	51,723	
B-25	154,438	135,414	73,901	79,477	72,742	89,388	82,214	59,613	55,276	62,601	51,723	
Light Bomber - Total	109,198	163,616	183,693	246,756	462,771	292,663	292,345	241,656	258,984	259,896	248,904	
A-20	2,779	-	-	-	-	-	-	-	-	-	-	
A-26	105,948	163,444	183,693	246,756	462,771	292,663	292,345	241,656	258,984	259,896	248,904	
Other	10,471	-	-	-	-	-	-	-	-	-	-	
Fighter - Total	390,366	546,676	650,925	638,987	727,326	623,296	784,906	789,526	624,724	653,882	685,788	
P-38	70,750	85,564	57,755	86,011	92,596	72,400	48,200	29,070	-	-	-	
P-47	32,332	106,915	232,150	211,175	176,125	150,465	211,546	224,476	219,844	213,159	303,960	
P-51	215,573	270,698	265,788	220,856	310,369	316,657	426,083	419,461	323,238	315,787	264,343	
P-61	71,711	85,499	74,532	97,951	93,036	70,070	72,938	83,819	79,842	89,586	83,023	
P-80 g/	-	-	20,700	22,994	55,200	13,704	26,139	32,700	1,800	35,350	34,462	
Reconnaissance - Total	200,443	271,776	280,613	362,186	299,412	294,267	392,722	452,962	370,944	212,288	138,827	
F-2 a/	-	-	-	-	-	-	-	-	-	-	18,084	
F-6 b/	-	-	-	-	-	-	-	-	-	-	18,530	
F-7	31,823	38,075	65,862	71,857	97,450	76,134	110,137	123,637	62,648	-	-	
F-13	81,056	151,791	129,573	188,346	148,671	162,832	189,746	246,023	203,771	120,616	82,818	
F-15	-	-	-	-	-	-	-	-	-	-	-	
FP-80 g/	-	-	-	-	-	-	-	-	-	-	900	
OA-10	46,713	42,176	39,918	63,215	21,903	17,760	37,704	13,272	24,829	19,539	17,665	
Other	40,851	39,734	45,260	38,768	31,388	37,541	55,135	70,030	79,696	24,922	7,980	
Transport - Total	928,640	853,747	974,664	1,055,366	932,575	1,193,465	1,281,470	1,109,075	1,416,939	1,106,966	1,226,248	
C-45, C-43	52,901	53,312	55,190	41,401	38,609	47,174	56,192	54,060	52,244	37,285	37,603	
C-46	385,377	337,880	433,340	456,566	553,339	792,282	876,164	781,834	921,436	779,231	748,731	
C-47, C-33	335,269	394,718	296,105	345,945	120,188	156,796	59,964	59,152	116,111	46,838	35,703	
C-54	150,558	65,657	188,859	207,331	219,831	196,301	251,893	210,814	325,048	281,992	401,511	
Other	4,535	2,180	1,170	4,123	608	912	1,257	3,215	2,100	1,620	2,700	
Trainer												
Advanced	38,702	75,362	87,440	73,193	80,180	93,843	125,240	130,758	144,386	134,686	136,303	
Communications - Total	39,739	45,036	37,340	30,009	28,099	33,145	42,980	36,489	30,300	38,535	32,503	
Liaison	38,960	43,977	36,638	29,401	27,474	32,890	42,640	36,489	29,905	38,238	31,525	
Rotary wing	779	1,059	702	608	625	255	340	-	395	297	978	
Transient a/	811,786	428,515	-	-	-	-	-	-	-	-	-	

a/ Includes fuel consumption of transient airplanes for which no type or model breakdown was reported.
b/ Uses JP-1 jet fuel.
c/ Included in Other in 1945.

Table 131.-- AVIATION FUEL CONSUMPTION OF AIRPLANES IN PACIFIC AREA, BY TYPE AND PRINCIPAL MODEL OF AIRPLANE: DEC 1941; QUARTERLY, 1942 TO 1945; MONTHLY, 1946 AND 1947
-- Continued

Type and Model	In actual gallons									
	1947 (Continued)									
	Mar	Apr	May	Jun	Jul	Aug	Sep	Oct	Nov	Dec
Total	3,707,880	4,460,125	4,976,434	4,604,388	4,278,632	5,249,539	4,379,833	4,226,703	3,631,544	3,361,339
Very Heavy Bomber b/										
B-29	396,766	549,750	476,794	781,430	287,504	726,987				
Heavy Bomber b/										
B-17	538,275	569,275	771,949	511,694	623,076	526,133				
Medium Bomber - Total b/										
B-25	66,453	87,285	48,063	48,406	29,262	38,673	54,890	391,374	315,522	118,975
B-29	66,453	87,285	48,063	48,406	29,262	38,673				
Light Bomber - Total b/										
A-20	392,743	411,106	383,328	404,932	451,359	519,191	979,047	953,962	916,783	815,623
A-26										
B-17	392,743	411,106	383,328	404,932	451,359	519,191	423,417	376,469	355,062	299,069
B-25							526,650	546,828	540,115	493,753
B-29							28,980	30,665	21,606	22,801
Fighter - Total										
F-47	754,919	1,170,071	1,117,150	1,010,562	938,731	1,275,693	1,039,673	963,670	720,437	693,558
F-41	352,078	351,223	386,183	439,630	359,152	496,425	406,835	339,040	313,065	307,888
P-51	252,421	668,950	472,256	345,801	400,024	493,677	360,286	399,313	251,094	227,851
P-61	116,620	127,943	152,366	136,666	106,265	134,206	97,618	96,347	94,162	77,602
P-80 g/	33,800	21,955	106,345	88,465	73,290	151,385	174,934	128,970	62,116	80,217
Reconnaissance - Total										
F-2	131,759	154,831	219,410	223,065	199,817	378,837	314,571	436,236	420,514	422,205
F-6	21,142	18,450	22,450	8,685	25,124	14,844	22,370	17,927	8,216	6,122
F-13	16,060	17,160	16,725	20,580	19,910	29,425	25,669	14,635	10,560	7,865
F-15	63,940	54,181	106,635	51,600	50,800	87,000	85,081	121,974	139,243	149,849
FP-80 g/				1,800	17,983	41,518	39,451	66,900	71,695	39,969
OA-10	21,760	42,800	73,600	140,400	86,000	206,050	142,000	214,800	194,800	218,400
Other	8,857	22,240								
Transport - Total										
C-45, CQ-3	1,227,613	1,220,505	1,529,471	1,391,734	1,488,971	1,482,252	1,254,549	1,269,128	1,104,525	1,161,457
C-46	39,740	49,238	57,662	55,033	43,993	38,104	49,765	53,100	36,336	34,633
C-47	769,210	712,161	775,903	645,496	635,805	724,637	718,764	575,518	426,647	401,106
C-47, C-53	42,216	44,269	62,222	44,796	68,746	99,054	73,496	81,728	70,386	102,928
C-54	374,764	411,524	636,971	639,084	736,713	619,310	407,411	557,182	571,156	624,484
Other	1,683	3,313	6,713	7,325	3,714	1,147	5,113	1,600		2,306
Trainer										
Advanced	163,851	268,947	415,639	221,350	249,009	290,969	229,140	199,951	145,236	139,367
Communications - Total										
Liaison	35,499	28,355	14,630	11,215	10,903	10,804	14,163	12,382	8,527	10,154
Rotary Wing	34,730	27,413	13,668	10,536	10,098	9,626	13,023	10,676	7,904	9,523
	769	942	962	679	805	1,178	1,140	1,706	623	631

a/ See Table 71 p 109 for revision of classification and redesignation of bombardment types of aircraft, as of September 1947.
g/ uses JP-1 jet fuel.

Table 132.-- AVIATION FUEL CONSUMPTION BY AIRPLANES IN CHINA AREA, BY TYPE AND PRINCIPAL MODEL OF AIRPLANE: QUARTERLY, 1942 TO 1945; MONTHLY, 1946 AND 1947

Note--In thousands of gallons, except for the years 1946 and 1947, which reflect actual gallons consumed. See also headnote to Table 128.

Type and model	In thousands of gallons				In actual gallons		In thousands of gallons												
	1942 a/	1943	1944	1945	1946	1947	1942 *				1943				1944				
							1st Qtr	2nd Qtr	3rd Qtr	4th Qtr	1st Qtr	2nd Qtr	3rd Qtr	4th Qtr	1st Qtr	2nd Qtr	3rd Qtr	4th Qtr	
Total	733	16,342	69,101	52,744	2,466,897	1,079,214	4	104	224	401	1,658	3,679	4,369	6,636	4,750	9,881	24,808	29,662	
<u>Very Heavy Bomber</u>																			
B-29	-	-	29,070	14,073	-	-	-	-	-	-	-	-	-	-	-	2,318	11,958	14,794	
<u>Heavy Bomber-Total</u>	301	9,496	16,506	10,749	16,022	-	-	21	87	193	1,007	2,205	2,598	3,686	2,202	2,585	6,397	5,322	
B-17	b/	62	-	3	6,956	-	b/	b/	b/	b/	62	-	-	-	-	-	-	-	
B-24	301	9,434	16,506	10,746	9,066	-	-	21	87	193	945	2,205	2,598	3,686	2,202	2,585	6,397	5,322	
<u>Medium Bomber</u>																			
B-25	292	3,869	9,397	6,624	61,819	-	3	65	93	131	347	1,071	1,156	1,295	771	2,557	2,678	3,391	
<u>Fighter-Total</u>	140	2,977	14,128	13,468	54,052	-	1	18	44	77	304	403	615	1,655	1,777	2,421	3,775	6,155	
P-38	-	264	1,745	3,180	4,899	-	-	-	-	-	-	-	59	205	370	387	320	668	
P-40	140	2,407	3,558	98	-	-	1	18	44	77	304	401	552	1,150	937	1,086	1,145	390	
P-47	-	-	5,806	6,461	100	-	-	-	-	-	-	-	-	-	-	211	1,530	4,065	
P-51	-	142	2,553	3,317	49,053	-	-	-	-	-	-	-	-	142	306	567	754	926	
P-61	-	-	106	411	-	-	-	-	-	-	-	-	-	-	-	-	-	106	
Other	-	164	360	1	-	-	-	-	-	-	-	2	4	158	164	170	26	-	
<u>Reconnaissance-Total</u>	b/	b/	b/	67	-	-	b/	b/	b/	b/	b/	b/	b/	b/	b/	b/	b/	b/	
F-5	b/	b/	b/	20	-	-	b/	b/	b/	b/	b/	b/	b/	b/	b/	b/	b/	b/	
F-7	b/	b/	b/	47	-	-	b/	b/	b/	b/	b/	b/	b/	b/	b/	b/	b/	b/	
<u>Transport-Total</u>	b/	b/	b/	7,735	2,329,034	1,078,885	b/	b/	b/	b/	b/	b/	b/	b/	b/	b/	b/	b/	
C-45, C4-3	b/	b/	b/	13	17,366	-	b/	b/	b/	b/	b/	b/	b/	b/	b/	b/	b/	b/	
C-46	b/	b/	b/	4,420	862,642	-	b/	b/	b/	b/	b/	b/	b/	b/	b/	b/	b/	b/	
C-47, C-53	b/	b/	b/	3,288	1,370,109	868,742	b/	b/	b/	b/	b/	b/	b/	b/	b/	b/	b/	b/	
C-54	b/	b/	b/	-	78,718	176,675	b/	b/	b/	b/	b/	b/	b/	b/	b/	b/	b/	b/	
Other	b/	b/	b/	14	199	33,468	b/	b/	b/	b/	b/	b/	b/	b/	b/	b/	b/	b/	
<u>Trainer-Total</u>	b/	b/	b/	8	2,079	-	b/	b/	b/	b/	b/	b/	b/	b/	b/	b/	b/	b/	
Advanced	b/	b/	b/	2	2,079	-	b/	b/	b/	b/	b/	b/	b/	b/	b/	b/	b/	b/	
Other	b/	b/	b/	6	-	-	b/	b/	b/	b/	b/	b/	b/	b/	b/	b/	b/	b/	
<u>Communications</u>																			
Liaison	b/	b/	b/	20	3,891	329	b/	b/	b/	b/	b/	b/	b/	b/	b/	b/	b/	b/	

a/ February through December
b/ Not Available.

Table 132.-- AVIATION FUEL CONSUMPTION OF AIRPLANES IN CHINA AREA, BY TYPE AND PRINCIPAL MODEL OF AIRPLANE:
 QUARTERLY, 1942 TO 1945; MONTHLY, 1946 AND 1947 -- Continued

Type and Model	in thousands of gallons				in actual gallons					
	1945				1946					
	1st Qtr	2nd Qtr	3rd Qtr	4th Qtr	Jan	Feb	Mar	Apr	May	Jun c/
Total	30,763	10,711	6,148	5,122	569,741	318,134	132,916	154,207	95,452	144,599
Very Heavy Bomber										
B-29	14,073	-	-	-	-	-	-	-	-	-
Heavy Bomber-Total	5,852	4,482	389	26	16,022	-	-	-	-	-
B-17	-	-	-	3	6,956	-	-	-	-	-
B-24	5,852	4,482	389	23	9,066	-	-	-	-	-
Medium Bomber										
B-25	3,464	2,261	605	294	41,004	17,393	3,422	-	-	-
Light Bomber										
A-26	-	-	1	-	-	-	-	-	-	-
Fighter-Total	7,374	3,968	1,937	189	44,042	9,071	939	-	-	-
P-38	1,323	1,277	672	8	3,431	1,468	-	-	-	-
P-40	85	13	-	-	-	-	-	-	-	-
P-47	4,537	1,432	470	22	100	-	-	-	-	-
P-51	1,247	1,151	722	157	40,511	7,603	939	-	-	-
P-61	182	155	74	-	-	-	-	-	-	-
Other	-	-	-	-	-	-	-	-	-	-
Reconnaissance-Total	b/	b/	5	62	-	-	-	-	-	-
F-5	b/	b/	5	15	-	-	-	-	-	-
F-7	b/	b/	-	47	-	-	-	-	-	-
Transport-Total	b/	b/	3,203	4,532	464,968	289,405	128,555	154,207	95,452	144,599
C-45, C-43	b/	b/	-	13	7,379	6,512	3,475	-	-	-
C-46	b/	b/	1,714	2,706	296,700	218,748	101,156	65,280	5,760	15,284
C-47, C-53	b/	b/	1,489	1,799	160,690	64,145	23,924	88,927	89,692	123,442
C-54	b/	b/	-	-	-	-	-	-	-	5,873
Other	b/	b/	-	14	199	-	-	-	-	-
Trainer-Total	b/	b/	1	8	802	1,277	-	-	-	-
Advanced	b/	b/	1	2	802	1,277	-	-	-	-
Other	b/	b/	-	6	-	-	-	-	-	-
Communications Liaison	b/	b/	7	13	2,903	988	-	-	-	-

Type and Model	1946 (Continued)						1947		
	Jul	Aug	Sep	Oct	Nov	Dec	Jan	Feb	Mar
Total	193,745	296,236	152,126	201,356	165,681	42,704	100,570	148,701	191,190
Transport - Total	193,745	296,236	152,126	201,356	165,681	42,704	100,570	148,686	191,130
C-46	24,808	45,676	30,019	34,085	25,126	-	-	-	-
C-47, C-53	157,192	235,570	110,339	156,986	125,423	33,779	87,611	122,144	149,206
C-54	11,745	14,990	11,768	10,285	15,132	8,925	7,730	11,517	28,710
Other	-	-	-	-	-	-	5,229	15,025	13,214
Communications Liaison	-	-	-	-	-	-	-	15	60

Type and Model	1947 (Continued)									
	Apr	May	Jun	Jul	Aug	Sep	Oct	Nov	Dec	
Total	82,287	83,516	64,826	69,860	68,758	85,629	66,109	61,571	56,197	
Transport - Total	82,287	83,489	64,761	69,850	68,678	85,611	66,083	61,559	56,181	
C-47, C-53	61,128	62,996	50,246	54,043	53,350	72,318	56,866	52,533	46,301	
C-54	21,159	20,493	14,515	15,807	15,328	13,293	9,217	9,026	9,880	
Communications Liaison	-	27	65	10	80	18	26	12	16	

b/ Not available.
 g/ Estimated.

Table 133.-- AVIATION FUEL CONSUMPTION OF AIRPLANES IN ALASKA, BY TYPE AND PRINCIPAL MODEL OF AIRPLANE:
QUARTERLY, 1942 TO 1945; MONTHLY, 1946 AND 1947

Note--In thousands of gallons, except for the years 1946 and 1947, which reflect actual gallons consumed. See also headnote to Table 128 .

Type and Model	In thousands of gallons				In actual gallons			In thousands of gallons	
	1942	1943	1944	1945	1946	1947 ^{a/}		1942	
						Jan-Aug	Sep-Dec	1st Qtr	2nd Qtr
Total	1,095	3,765	3,954	6,088	4,262,017	5,009,778	2,245,574	31	115
Very Heavy Bomber ^{a/}									
B-29	-	-	-	-	150,417	1,124,474	-	-	-
Heavy Bomber-Total ^{a/}	845	1,542	1,286	1,491	525,958	302,217	-	-	68
B-17	139	187	-	50	192,723	290,032	-	-	20
B-24	706	1,355	1,286	1,441	333,235	12,185	-	-	48
Medium Bomber-Total ^{a/}	170	1,120	775	766	49,528	19,639	181,570	25	35
B-25	20	1,120	775	683	49,528	19,639	-	-	-
B-26	150	-	-	83	-	-	-	25	35
B-29	-	-	-	-	-	-	181,570	-	-
Light Bomber-Total	-	-	-	-	5,928	26,545	259,320	-	-
A-26	-	-	-	-	5,928	26,545	32,497	-	-
B-17	-	-	-	-	-	-	210,679	-	-
B-25	-	-	-	-	-	-	16,144	-	-
Fighter-Total	80	1,103	1,893	2,562	336,377	643,800	380,748	6	12
P-38	59	516	740	2,022	227,338	-	-	1	8
P-39	16	4	-	-	-	-	-	-	4
P-40	5	568	1,153	540	-	-	-	5	-
P-47	-	-	-	-	5,350	-	-	-	-
P-51	-	-	-	-	90,736	573,351	330,426	-	-
P-61	-	-	-	-	-	48,290	49,068	-	-
Other	-	15	-	-	12,953	22,159	1,254	-	-
Reconnaissance-Total	b/	b/	b/	19	162,906	804,984	263,484	b/	b/
F-13	b/	b/	b/	-	89,487	705,177	249,114	b/	b/
OA-10	b/	b/	b/	19	73,419	92,284	14,370	b/	b/
Other	b/	b/	b/	-	-	7,523	-	b/	b/
Transport-Total	b/	b/	b/	1,226	2,969,013	2,014,539	1,118,540	b/	b/
C-45, Cq-3 ^{a/}	b/	b/	b/	-	102,252	68,541	15,423	b/	b/
C-46	-	-	-	-	29,534	-	-	-	-
C-47, C-53	b/	b/	b/	1,175	2,147,699	1,436,212	705,526	b/	b/
C-54	b/	b/	b/	-	648,641	404,370	361,533	b/	b/
C-64	b/	b/	b/	-	-	21,075	15,827	b/	b/
Other	b/	b/	b/	51	40,887	84,341	20,211	b/	b/
Trainer									
Advanced	b/	b/	b/	21	47,593	54,311	32,623	b/	b/
Communications-Total	b/	b/	b/	3	14,297	19,269	9,289	b/	b/
Liaison	b/	b/	b/	3	10,686	13,402	4,837	b/	b/
Rotary Wing	b/	b/	b/	-	3,611	5,867	4,452	b/	b/

^{a/} See Table 71 p 109 for revision of classification and redesignation of bombardment types of aircraft as of September 1945.

b/ Not available.

^{a/} Included in Other in 1945.

Table 133.-- AVIATION FUEL CONSUMPTION OF AIRPLANES IN ALASKA, BY TYPE AND PRINCIPAL MODEL OF AIRPLANE: QUARTERLY, 1942 TO 1945; MONTHLY, 1946 AND 1947 -- Continued

Type and Model	In thousands of gallons														In actual gallons						
	1942		1943				1944				1945				1946						
	3rd Qtr	4th Qtr	1st Qtr	2nd Qtr	3rd Qtr	4th Qtr	1st Qtr	2nd Qtr	3rd Qtr	4th Qtr	1st Qtr	2nd Qtr	3rd Qtr	4th Qtr	Jan	Feb	Mar	Apr	May	Jun	
Total	434	515	894	1,116	1,120	635	623	1,061	976	1,294	1,315	1,839	1,533	1,401	354,228	185,726	244,561	237,033	348,030	342,075	
Very Heavy Bomber																					
B-29	-	-	-	-	-	-	-	-	-	-	-	-	-	-	-	-	5,380	-	-	-	
Heavy Bomber-Total	354	423	474	448	404	216	243	333	295	415	423	500	381	187	39,150	32,637	39,053	44,651	31,431	26,279	
B-17	44	75	81	79	27	-	-	-	-	-	-	-	14	36	7,547	17,617	8,257	8,504	8,933	17,874	
B-24	310	348	393	369	377	216	243	333	295	415	423	500	367	151	31,603	15,020	30,796	36,147	22,498	8,405	
Medium Bomber-Total	55	55	254	307	427	132	95	250	209	221	224	256	207	79	4,263	1,500	3,044	4,781	3,500	1,000	
B-25	-	20	254	307	427	132	95	250	209	221	224	256	160	43	4,263	1,500	3,044	4,781	3,500	1,000	
B-26	55	35	-	-	-	-	-	-	-	-	-	-	47	36	-	-	-	-	-	-	
Fighter-Total	25	37	166	361	289	287	285	478	472	658	668	1,083	543	268	40,975	12,455	5,887	12,304	58,153	31,025	
P-38	16	34	116	180	131	89	97	223	174	246	320	907	527	268	40,975	12,455	5,662	12,304	57,578	30,820	
P-39	9	3	-	-	4	-	-	-	-	-	-	-	-	-	-	-	-	-	-	-	
P-40	-	-	50	181	139	198	188	255	298	412	343	176	16	-	-	-	-	-	-	-	
P-51	-	-	-	-	-	-	-	-	-	-	-	-	-	-	-	-	225	-	575	205	
Other	-	-	-	-	15	-	-	-	-	-	-	-	-	-	-	-	-	-	-	-	
Reconnaissance-Total	b/	b/	b/	b/	b/	b/	b/	b/	b/	b/	b/	b/	b/	7	12	950	3,110	1,775	5,577	3,325	7,484
F-13	b/	b/	b/	b/	b/	b/	b/	b/	b/	b/	b/	b/	b/	-	-	-	-	-	-	-	
OA-10	b/	b/	b/	b/	b/	b/	b/	b/	b/	b/	b/	b/	b/	7	12	950	3,110	1,775	5,577	3,325	7,484
Transport-Total	b/	b/	b/	b/	b/	b/	b/	b/	b/	b/	b/	b/	b/	384	842	267,156	134,512	184,858	166,790	248,584	269,797
C-45, C-43	b/	b/	b/	b/	b/	b/	b/	b/	b/	b/	b/	b/	b/	365	-	7,304	3,994	6,139	8,879	9,735	11,690
C-47, C-53	b/	b/	b/	b/	b/	b/	b/	b/	b/	b/	b/	b/	b/	-	810	258,736	127,153	141,389	122,306	188,606	185,034
C-54	b/	b/	b/	b/	b/	b/	b/	b/	b/	b/	b/	b/	b/	-	-	-	-	34,707	33,188	48,131	71,610
Other	b/	b/	b/	b/	b/	b/	b/	b/	b/	b/	b/	b/	b/	19	32	1,116	3,365	2,623	2,417	2,112	1,463
Trainer																					
Advanced	b/	b/	b/	b/	b/	b/	b/	b/	b/	b/	b/	b/	b/	9	12	1,399	1,184	4,132	2,347	2,783	6,135
Communications																					
Liaison	b/	b/	b/	b/	b/	b/	b/	b/	b/	b/	b/	b/	b/	2	1	335	328	432	583	254	355

b/ Not available.

Table 133.-- AVIATION FUEL CONSUMPTION OF AIRPLANES IN ALASKA, BY TYPE AND PRINCIPAL MODEL OF AIRPLANE: QUARTERLY, 1942 TO 1945; MONTHLY, 1946 AND 1947 -- Continued

Type and Model	In actual gallons								
	1946 (Continued)						1947		
	Jul	Aug	Sep	Oct	Nov	Dec	Jan	Feb	Mar
Total	341,345	433,985	421,838	479,278	537,281	336,637	420,140	869,172	909,492
Very Heavy Bomber									
B-29	-	6,076	8,566	10,157	102,801	17,437	103,125	329,951	427,155
Heavy Bomber-Total	<u>41,145</u>	<u>48,769</u>	<u>46,907</u>	<u>65,337</u>	<u>53,272</u>	<u>53,327</u>	<u>30,342</u>	<u>26,953</u>	<u>34,380</u>
B-17	11,407	20,700	17,075	26,099	26,046	22,664	21,020	24,893	33,902
B-24	29,738	28,069	29,832	43,238	27,226	30,663	9,322	2,060	478
Medium Bomber-Total	<u>6,276</u>	<u>6,429</u>	<u>3,697</u>	<u>6,077</u>	<u>8,961</u>	-	-	<u>5,287</u>	<u>2,628</u>
B-25	6,276	6,429	3,697	6,077	8,961	-	-	5,287	2,628
Light Bomber									
A-26	-	-	-	-	3,111	2,817	1,380	5,816	-
Fighter-Total	<u>13,342</u>	<u>56,236</u>	<u>50,429</u>	<u>25,482</u>	<u>15,337</u>	<u>14,752</u>	<u>37,764</u>	<u>135,080</u>	<u>127,779</u>
P-38	12,994	37,423	17,127	-	-	-	-	-	-
P-47	-	-	-	-	4,750	600	-	-	-
P-51	348	18,813	33,302	25,482	1,430	10,356	35,539	124,291	126,252
Other	-	-	-	-	9,157	3,796	2,225	10,789	1,527
Reconnaissance-Total	<u>5,093</u>	<u>12,303</u>	<u>10,385</u>	<u>10,526</u>	<u>90,393</u>	<u>11,985</u>	<u>8,419</u>	<u>86,252</u>	<u>36,909</u>
F-13	-	-	-	-	81,418	8,069	-	65,130	23,881
OA-10	5,093	12,303	10,385	10,526	8,975	3,916	6,840	15,348	12,858
Other	-	-	-	-	-	-	1,579	5,774	170
Transport-Total	<u>271,384</u>	<u>292,273</u>	<u>292,073</u>	<u>351,576</u>	<u>259,217</u>	<u>230,793</u>	<u>233,051</u>	<u>274,199</u>	<u>272,902</u>
C-45	8,069	12,288	9,489	7,336	8,132	9,197	4,378	6,715	8,572
C-46	-	-	2,213	3,175	16,981	7,165	-	-	-
C-47	176,082	202,537	199,961	229,268	149,055	167,572	156,874	188,685	201,639
C-54	80,380	76,715	79,045	106,387	82,105	36,373	51,362	47,980	48,940
C-64	-	-	-	-	-	-	375	320	242
Other	6,853	733	1,365	5,410	2,944	10,486	20,062	30,499	13,509
Trainer									
Advanced	2,106	9,315	7,838	3,748	2,815	3,791	2,202	3,112	5,191
Communications-Total	<u>1,999</u>	<u>2,584</u>	<u>1,943</u>	<u>2,375</u>	<u>1,374</u>	<u>1,735</u>	<u>3,857</u>	<u>2,522</u>	<u>2,348</u>
Liaison	613	2,377	1,943	1,458	978	1,030	2,978	1,544	1,897
Rotary Wing	1,386	207	-	917	396	705	879	978	651

Type and Model	1947 (Continued)									
	Apr	May	Jun	Jul	Aug	Sep	Oct	Nov	Dec	
Total	536,594	589,443	518,238	562,526	604,173	531,745	610,326	453,993	649,510	
Very Heavy Bomber a/										
B-29	75,028	59,316	40,584	41,909	47,406	-	-	-	-	
Heavy Bomber-Total a/	<u>20,716</u>	<u>60,014</u>	<u>49,423</u>	<u>42,207</u>	<u>38,182</u>	-	-	-	-	
B-17	20,391	60,014	49,423	42,207	38,182	-	-	-	-	
B-24	325	-	-	-	-	-	-	-	-	
Medium Bomber-Total a/	<u>765</u>	<u>2,451</u>	<u>2,082</u>	<u>1,715</u>	<u>4,711</u>	<u>33,200</u>	<u>90,770</u>	<u>16,650</u>	<u>40,950</u>	
B-25	765	2,451	2,082	1,715	4,711	-	-	-	-	
B-29	-	-	-	-	-	33,200	90,770	16,650	40,950	
Light Bomber-Total a/	-	-	<u>2,000</u>	<u>7,887</u>	<u>9,462</u>	<u>44,898</u>	<u>74,467</u>	<u>55,089</u>	<u>84,866</u>	
A-26	-	-	2,000	7,887	9,462	8,331	4,936	10,286	-	
B-17	-	-	-	-	-	30,108	61,798	46,197	72,576	
B-25	-	-	-	-	-	6,459	3,705	3,956	2,024	
Fighter-Total	<u>55,981</u>	<u>65,505</u>	<u>33,577</u>	<u>83,942</u>	<u>104,172</u>	<u>88,507</u>	<u>120,924</u>	<u>51,974</u>	<u>119,343</u>	
P-51	52,578	64,040	31,927	51,222	87,502	68,797	97,491	51,409	112,729	
P-61	-	-	-	31,620	16,670	19,710	23,433	-	5,925	
Other	3,403	1,465	1,650	1,100	-	-	-	565	689	
Reconnaissance-Total	<u>142,050</u>	<u>111,998</u>	<u>114,400</u>	<u>142,180</u>	<u>162,736</u>	<u>109,308</u>	<u>3,716</u>	<u>52,100</u>	<u>98,360</u>	
F-13	129,317	100,140	105,435	127,859	153,415	103,314	-	50,850	94,950	
OA-10	12,773	11,858	8,965	14,321	9,321	5,994	3,716	1,250	3,410	
Transport-Total	<u>235,228</u>	<u>283,515</u>	<u>263,705</u>	<u>229,524</u>	<u>222,415</u>	<u>248,689</u>	<u>304,848</u>	<u>271,659</u>	<u>293,344</u>	
C-45, C-46	10,184	13,060	10,852	6,974	7,806	5,173	2,110	3,273	4,867	
C-47, C-53	182,785	180,303	175,446	178,660	171,820	191,621	209,905	146,454	157,546	
C-54	34,628	84,978	67,660	35,468	33,354	44,904	80,714	113,719	122,196	
C-64	815	1,798	2,599	6,241	8,685	6,991	4,647	1,097	3,112	
Other	6,816	3,376	7,148	2,181	750	-	7,472	7,116	5,623	
Trainer										
Advanced	4,115	4,842	11,046	10,963	12,840	4,194	12,958	4,829	10,642	
Communications-Total	<u>2,671</u>	<u>1,802</u>	<u>1,421</u>	<u>2,199</u>	<u>2,249</u>	<u>2,949</u>	<u>2,643</u>	<u>1,692</u>	<u>2,005</u>	
Liaison	1,821	1,189	1,100	1,367	1,506	1,817	1,284	964	792	
Rotary Wing	850	613	321	832	743	1,132	1,379	728	1,213	

a/ See Table 71 p 109 for revision of classification and redesignation of bombardment types of aircraft, as of September 1947.

Table 134.-- USAF ISSUANCE OF AIRCRAFT FUEL BY OCTANE RATING BY COMMAND: MONTHLY, 1947

(In thousands of gallons)

Octane Rating and Month	Total #	Air Defense Command	Strategic Air Command	Air Proving Ground Command	Air Transport Command	Air Material Command	Air Training Command	Air University	Tactical Air Command	Commanding General	Misc USAF #
Total-1947	278,319	21,223	56,690	7,820	34,509	45,115	43,753	6,941	38,385	4,109	17,727
Jan.	18,690	1,427	3,481	460	2,813	2,883	3,335	467	2,411	452	645
Feb.	19,880	1,377	3,776	470	2,942	3,065	3,733	500	2,912	415	611
Mar.	22,100	1,773	3,862	580	3,147	3,514	3,635	622	3,488	520	770
Apr.	23,807	1,852	4,566	735	2,711	3,792	3,924	796	3,640	531	1,043
May.	25,417	2,254	4,417	795	3,176	4,570	3,835	651	3,632	637	1,234
Jun.	24,973	2,576	4,728	719	2,837	3,978	3,769	620	3,493	543	1,508
Jul.	24,361	1,950	4,834	672	3,029	4,056	3,732	508	3,362	550	1,510
Aug.	21,018	1,712	3,685	614	2,415	3,684	3,462	400	3,026	83	1,768
Sep.	23,649	1,650	4,812	648	3,176	3,864	3,591	576	3,245	82	1,784
Oct.	26,289	1,587	6,216	797	3,153	4,060	3,636	651	3,532	109	2,403
Nov.	23,509	1,407	5,836	666	2,682	3,713	3,469	498	2,899	105	2,171
Dec.	24,626	1,658	6,477	664	2,428	3,936	3,632	652	2,745	82	2,280
Monthly											
Jan											
Total	18,690	1,427	3,481	460	2,813	2,883	3,335	467	2,411	452	645
130	17,180	1,415	3,473	430	2,807	2,697	3,095	432	1,736	452	643
91	84	8	3	0	1	10	20	33	7	0	2
73 #/	316										
JP-1.	1,110	4	5	30	5	176	220	2	668	0	0
Feb											
Total	19,880	1,377	3,776	470	2,942	3,065	3,733	500	2,912	415	611
130	18,101	1,358	3,773	428	2,928	2,767	3,336	484	2,004	415	608
91	77	10	2	1	1	10	21	16	13	0	3
73 #/	79										
JP-1.	1,623	9	1	41	13	288	376	0	895	0	0
Mar											
Total	22,100	1,773	3,862	580	3,147	3,514	3,635	622	3,488	520	770
130	19,998	1,747	3,853	528	3,142	3,077	3,317	614	2,430	520	770
91	62	14	4	0	3	10	22	4	5	0	0
73 #/	189										
JP-1.	1,851	12	5	52	2	427	296	4	1,053	0	0
Apr											
Total	23,807	1,852	4,566	735	2,711	3,792	3,924	796	3,640	531	1,043
130	21,290	1,827	4,446	689	2,703	3,375	3,416	774	2,491	531	1,038
91	69	2	5	0	1	10	27	16	8	0	0
73 #/	217										
JP-1.	2,231	23	115	46	7	407	481	6	1,141	0	5
May											
Total	25,417	2,254	4,417	795	3,176	4,570	3,835	651	3,632	637	1,234
130	22,806	2,238	4,140	748	3,165	4,183	3,463	643	2,365	637	1,224
91	62	2	2	1	3	7	20	8	10	0	9
73 #/	216										
JP-1.	2,333	14	275	46	8	380	352	0	1,257	0	1

Jun												
Total	24,973	2,576	4,728	719	2,837	3,978	3,769	620	3,493	543	1,508	
130	22,258	2,559	4,229	671	2,833	3,671	3,284	607	2,367	543	1,494	
91	61	1	2	0	2	3	17	13	9	0	14	
73 a/	202											
JP-1	2,452	16	497	48	2	304	468	0	1,117	0	0	
Jul												
Total	24,361	1,950	4,834	672	3,029	4,056	3,732	508	3,362	550	1,510	
130	21,425	1,921	4,103	618	3,013	3,645	3,441	475	2,208	547	1,454	
91	245	9	65	0	9	23	25	33	27	0	54	
145	32	0	0	0	0	32	0	0	0	0	0	
73 a/	158											
JP-1	2,501	20	666	54	7	356	266	0	1,127	3	2	
Aug												
Total	21,018	1,712	3,685	614	2,415	3,684	3,462	400	3,026	83	1,768	
130	17,428	1,458	3,048	546	2,376	3,155	2,835	367	1,994	78	1,571	
91	603	48	75	0	22	27	167	33	29	5	197	
145	52	0	0	0	0	52	0	0	0	0	0	
73 a/	169											
JP-1	2,766	206	562	68	17	450	460	0	1,003	0	0	
Sep												
Total	23,649	1,650	4,812	648	3,176	3,864	3,591	576	3,245	82	1,784	
130	18,983	1,289	3,973	599	2,682	3,287	2,947	549	2,159	76	1,422	
91	1,548	355	109	2	480	82	73	27	52	6	362	
145	50	0	0	0	0	50	0	0	0	0	0	
73 a/	221											
JP-1	2,847	6	730	47	14	445	571	0	1,034	0	0	
Oct												
Total	26,289	1,587	6,216	797	3,153	4,060	3,636	651	3,532	109	2,403	
130	21,032	1,291	4,885	703	2,741	3,512	3,004	546	2,462	90	1,798	
91	1,875	283	294	0	399	83	107	99	53	6	551	
145	9	0	0	0	6	3	0	0	0	0	0	
73 a/	145											
JP-1	3,228	13	1,037	94	7	462	525	6	1,017	13	54	
Nov												
Total	23,509	1,407	5,836	666	2,682	3,713	3,469	498	2,899	105	2,171	
130	19,479	1,092	5,185	595	2,596	3,154	2,594	412	2,115	82	1,654	
91	1,867	284	282	1	72	85	470	86	54	19	514	
145	9	0	0	0	9	0	0	0	0	0	0	
73 a/	63											
JP-1	2,091	31	369	70	5	474	405	0	730	4	3	
Dec												
Total	24,626	1,658	6,477	664	2,428	3,936	3,632	652	2,745	82	2,280	
130	20,695	1,304	5,867	579	2,354	3,296	2,922	485	2,048	66	1,774	
91	1,808	337	186	1	73	114	408	164	58	10	457	
145	66	0	0	0	0	66	0	0	0	0	0	
73 a/	72											
JP-1	1,985	17	424	84	1	460	302	3	639	6	49	

a/ Breakdown of 73 Octane issuance by command not available; consequently, total will be correspondingly higher than total of command breakdowns.
b/ Includes Alaskan Defense, Air Reserve, Bolling Field Command, Caribbean Air Command, Army Ground Forces, National Guard, Organized Reserve, and Pacific Air Command.

Source: Analysis Office, Comptroller's Department, Hq. AMC.

Table 135.--ISSUE OF AVIATION GASOLINE AND FUEL IN CONTINENTAL US, BY OCTANE RATING: QUARTERLY, 1942 TO 1945; MONTHLY, 1946 AND 1947

(In thousands of gallons)

Year and Quarter or Month	Total	.62 Octane	73 Octane	87 Octane	91/98 Octane	100/130 Octane	115/145 Octane	JP-1 g/
Total	6,950,990	9,375	253,287	573,190	1,944,518	4,131,516	218	38,886
<u>Annually</u>								
1942	429,038	2,122	12,224	-	152,878	261,814	-	-
1943	1,510,486	3,545	84,220	222,176	543,499	657,048	-	-
1944	2,599,954	2,399	133,020	345,544	896,605	1,222,386	-	-
1945	1,852,285	1,043	18,761	5,470	323,196	1,501,449	-	2,366
1946	280,906	266	3,015	a/	19,979	248,144	-	9,502
1947	278,319	-	2,047	-	8,361	240,675	218	27,018
<u>Quarterly</u>								
1942								
1st Qtr.	61,245	387	511	-	15,041	45,306	-	-
2nd Qtr.	89,806	521	1,234	-	31,728	50,323	-	-
3rd Qtr.	123,147	535	3,753	-	46,257	72,602	-	-
4th Qtr.	154,840	679	6,726	-	59,852	87,583	-	-
1943								
1st Qtr.	218,685	780	9,528	10,156	70,815	127,406	-	-
2nd Qtr.	326,213	1,214	11,341	37,798	75,197	200,663	-	-
3rd Qtr.	468,871	736	25,487	82,893	184,249	175,506	-	-
4th Qtr.	496,719	815	37,864	91,329	213,238	153,473	-	-
1944								
1st Qtr.	567,047	810	44,814	102,906	252,224	166,293	-	-
2nd Qtr.	691,813	633	39,087	103,931	253,039	295,123	-	-
3rd Qtr.	711,141	522	32,164	90,367	274,163	313,925	-	-
4th Qtr.	629,953	434	16,955	48,340	117,179	447,045	-	-
1945								
1st Qtr.	608,372	433	9,069	5,413	126,898	466,297	-	262
2nd Qtr.	635,484	315	6,099	48	122,256	506,055	-	711
3rd Qtr.	460,341	181	2,475	9	51,875	405,042	-	759
4th Qtr.	148,088	114	1,118	-	22,167	124,055	-	634
<u>Monthly</u>								
1946								
Jan.	28,330	21	348	-	3,892	23,651	-	418
Feb.	21,292	16	255	-	2,714	17,904	-	403
Mar.	21,460	38	336	-	2,410	18,320	-	356
Apr.	24,944	18	304	-	2,901	21,101	-	620
May.	24,445	21	273	-	2,253	21,073	-	825
Jun.	24,670	26	279	-	1,827	21,660	-	878
Jul.	24,951	14	259	-	1,507	22,345	-	826
Aug.	25,936	75	193	-	1,026	23,637	-	1,005
Sep.	21,540	15	181	-	618	19,803	-	923
Oct.	25,663	15	236	-	445	23,665	-	1,302
Nov.	19,121	5	248	-	228	17,754	-	886
Dec.	18,554	2	103	-	158	17,231	-	1,060
1947								
Jan.	18,690	-	316	-	84	17,180	-	1,110
Feb.	19,880	-	79	-	77	18,101	-	1,623
Mar.	22,100	-	189	-	62	19,998	-	1,851
Apr.	23,807	-	217	-	69	21,290	-	2,231
May.	25,417	-	216	-	62	22,806	-	2,333
Jun.	24,973	-	202	-	61	22,258	-	2,452
Jul.	24,361	-	158	-	245	21,425	32	2,501
Aug.	21,018	-	169	-	603	17,428	52	2,766
Sep.	23,669	-	221	-	1,548	18,983	50	2,847
Oct.	26,289	-	145	-	1,875	21,032	9	3,228
Nov.	23,509	-	63	-	1,867	19,479	9	2,091
Dec.	24,626	-	72	-	1,808	20,695	66	1,985

a/ Fuel for jet propelled airplanes.

Source: Analysis Office, Comptroller's Department, Hq Air Materiel Command

Table 136.-- AIRCRAFT ACCIDENTS -- NUMBER AND RATE: FISCAL YEARS, 1921 THROUGH 1940

(Rates are per 100,000 flying hours.)

Year	Flying Hours (Actual)	All Accidents		Fatal Accidents		Fatalities		Aircraft Wrecked		Minor Accidents	
		Number	Rate	Number	Rate	Number	Rate	Number	Rate	Number	Rate
Continental US and Overseas											
1921.	77,351	361	467	45	58	73	94	173	224	a/	a/
1922.	65,214	330	506	24	37	44	67	152	233	a/	a/
1923.	65,750	283	430	33	50	58	88	147	224	a/	a/
1924.	97,834	275	281	23	24	34	35	143	146	a/	a/
1925.	150,319	311	207	30	20	40	27	153	102	a/	a/
1926.	158,402	334	211	27	17	43	27	149	94	a/	a/
1927.	140,906	227	161	28	20	43	31	104	74	a/	a/
1928.	182,903	249	136	25	14	27	15	86	47	a/	a/
1929.	263,381	390	148	43	16	62	24	117	44	a/	a/
1930.	325,223	468	144	37	11	52	16	152	47	a/	a/
1931.	396,961	456	115	21	5	26	7	125	31	a/	a/
1932.	371,254	423	114	32	9	49	13	110	30	a/	a/
1933.	432,966	442	102	28	6	46	11	123	28	a/	a/
1934.	374,235	412	110	37	10	54	14	145	39	a/	a/
1935.	449,583	453	101	33	7	47	10	107	24	a/	a/
1936.	518,749	430	83	42	8	59	11	113	22	a/	a/
1937.	520,493	358	69	27	5	48	9	87	17	a/	a/
1938.	598,907	375	63	38	6	62	10	80	13	a/	a/
1939.	729,225	389	53	32	4	52	7	86	12	a/	a/
1940.	937,922	478	51	46	5	90	10	100	11	a/	a/

Notes.-- The lower part of this table as shown in 1946 Statistical Digest is being discontinued because 1941 through 1948 Continental US rates are shown by calendar month and year on the table following this one. FY rates are shown through June 1947 in Table 127, Statistical Digest, 1946 edition.

a/ Not available.

Source: Office of The Air Inspector, Flying Safety Division.

Table 137.-- AIRPLANE ACCIDENTS IN CONTINENTAL US, BY PRINCIPAL

(Rates are per

Year	B-29, F-13	B-17, F-9	B-24, F-7	B-25, F-10	B-26	A-20, F-3	A-26	P-38, F-4/5	P-47	P-51, F-6	P-61
Total (1942 through 1946)											
Major Accidents: Number	322	1,662	1,748	1,087	743	732	267	1,658	3,198	1,050	43
Rate	40	30	35	33	55	120	60	139	128	109	91
Fatal Accidents	72	288	498	268	225	167	42	392	428	167	3
Fatalities	514	1,772	2,844	1,053	1,001	303	120	438	480	178	6
Airplanes Wrecked	138	497	758	530	413	332	77	898	1,185	439	13
1942											
Major Accidents: Number	-	146	123	151	165	219	-	287	106	3	-
Rate	-	55	75	104	162	206	-	241	245	102	-
Fatal Accidents	-	28	31	39	52	47	-	77	13	1	-
Fatalities	-	183	165	185	249	88	-	86	14	1	-
Airplanes Wrecked	-	46	46	66	88	87	-	145	41	1	-
1943											
Major Accidents: Number	5	539	457	284	304	282	2	557	958	186	-
Rate	72	39	39	44	65	155	a/	169	163	210	-
Fatal Accidents	3	120	157	85	85	65	1	121	133	28	-
Fatalities	46	789	1,023	376	382	127	2	141	145	30	-
Airplanes Wrecked	3	182	240	139	159	134	1	293	380	72	-
1944											
Major Accidents: Number	88	638	779	239	195	182	44	550	1,303	321	-
Rate	59	25	33	24	37	78	84	132	122	111	-
Fatal Accidents	21	105	233	62	66	44	9	127	183	52	-
Fatalities	150	598	1,268	212	280	74	29	136	217	54	-
Airplanes Wrecked	41	203	359	123	123	92	14	304	474	139	-
1945											
Major Accidents: Number	210	308	384	306	79	48	161	257	773	408	33
Rate	35	25	29	26	31	118	51	80	101	84	81
Fatal Accidents	45	34	77	57	22	11	21	67	90	65	3
Fatalities	285	198	388	198	90	14	52	75	95	68	6
Airplanes Wrecked	89	58	112	145	43	19	42	181	266	175	10
1946											
Major Accidents: Number	19	31	5	107	-	1	60	7	58	132	10
Rate	37	45	52	34	-	16,667	80	121	138	138	155
Fatal Accidents	3	1	-	25	-	-	11	-	9	21	-
Fatalities	33	4	-	82	-	-	37	-	9	25	-
Airplanes Wrecked	5	8	1	57	-	-	20	5	24	52	3
Year	B-29 F-13	B-17 F-9	B-25 F-10	A-26	P-47	P-51 F-6					
1947											
World Wide											
Flying Hours	147,475	134,707	265,184	128,145	95,580	187,582					
Major Accidents: Number	44	39	42	65	143	254					
Rate	30	29	16	51	150	135					
Fatal Accidents	15	9	6	12	18	32					
Airplanes Wrecked	21	13	11	21	78	115					
Continental US											
Flying Hours	121,942	58,724	256,404	78,830	22,564	85,868					
Major Accidents: Number	28	16	39	34	44	111					
Rate	23	27	15	43	195	129					
Fatal Accidents	8	4	6	6	4	14					
Airplanes Wrecked	12	4	10	10	37	50					
Overseas											
Flying Hours	25,533	75,983	8,780	49,315	73,016	101,714					
Major Accidents: Number	16	23	3	31	99	143					
Rate	63	30	34	63	136	141					
Fatal Accidents	7	5	-	6	14	18					
Airplanes Wrecked	9	9	1	11	41	65					

a/ Rate is less than 0.5.

Source: Office of the Air Inspector, Flying Safety Division, 1942 through 1946; Material Statistics Division, Director of Statistical Services, Comptroller, USAF, 1947.

MODEL OF AIRPLANE -- NUMBER AND RATE: 1942 THROUGH 1947

100,000 flying hours.)

P-80, FP-80	C-45, CQ-3, F-2	C-46, C-113	C-47/53, C-117	C-54	C-82	Advanced Trainer	Basic Trainer	Primary Trainer	Communi- cations	Year
Total (1942 through 1946)										
79	182	170	694	30	15	14,339	4,890	8,358	2,505	Major Accidents: Number
359	42	28	18	15	230	55	27	48	135	Rate
10	22	23	119	5	-	1,009	828	340	140	Fatal Accidents
10	82	103	749	17	-	1,992	1,181	447	209	Fatalities
30	38	44	198	7	1	2,394	1,562	1,058	541	Airplanes Wrecked
1942										
-	-	2	49	1	-	2,835	1,200	1,788	618	Major Accidents: Number
-	-	5/	26	5/	-	78	32	45	432	Rate
-	-	-	14	-	-	210	193	91	42	Fatal Accidents
-	-	-	93	-	-	363	275	122	65	Fatalities
-	-	-	23	-	-	473	326	286	132	Airplanes Wrecked
1943										
-	-	24	212	1	-	4,992	2,262	4,131	1,202	Major Accidents: Number
-	-	59	31	38	-	64	31	54	130	Rate
-	-	4	40	-	-	327	387	169	59	Fatal Accidents
-	-	12	266	-	-	679	541	226	88	Fatalities
-	-	8	54	1	-	751	712	482	205	Airplanes Wrecked
1944										
-	-	46	255	12	-	3,964	1,337	2,086	477	Major Accidents: Number
-	-	32	19	38	-	43	21	43	97	Rate
-	-	5	41	2	-	292	219	68	26	Fatal Accidents
-	-	29	212	7	-	625	316	86	37	Fatalities
-	-	11	78	2	-	739	473	232	120	Airplanes Wrecked
1945										
7	93	84	123	11	-	2,073	90	299	132	Major Accidents: Number
549	40	23	11	10	-	46	23	43	60	Rate
2	12	12	19	3	-	143	29	6	7	Fatal Accidents
2	50	59	134	10	-	266	49	6	9	Fatalities
2	21	23	36	3	-	339	51	42	55	Airplanes Wrecked
1946										
72	89	14	55	5	15	475	1	54	76	Major Accidents: Number
348	44	28	12	8	230	61	51	48	94	Rate
8	10	2	5	-	-	37	-	6	6	Fatal Accidents
8	32	3	44	-	-	59	-	7	10	Fatalities
28	17	2	7	1	1	92	-	16	29	Airplanes Wrecked
P-61 F-15	P-80 FP-80	C-45, CQ-3, F-2	C-47/53 C-117	C-54	Trainers	L-5	Year			
1947							World Wide			
19,841	73,096	239,084	642,136	275,602	996,571	63,634	Flying Hours	Major Accidents: Number	Rate	
19	101	95	80	22	405	51				
96	138	40	12	8	41	80	Fatal Accidents			
4	19	10	14	4	40	2	Airplanes Wrecked			
8	36	27	30	9	86	18				
Continental US										
4,886	63,659	185,723	432,048	70,138	878,622	22,162	Flying Hours	Major Accidents: Number	Rate	
3	80	51	39	5	335	11				
61	126	27	9	7	38	50	Fatal Accidents			
2	16	6	7	1	31	-	Airplanes Wrecked			
1	28	17	14	1	67	3				
Overseas										
14,955	9,437	53,361	210,088	205,464	117,949	41,472	Flying Hours	Major Accidents: Number	Rate	
16	21	44	41	17	70	40				
107	223	82	20	8	59	96	Fatal Accidents			
2	3	4	7	3	9	2	Airplanes Wrecked			
7	8	10	16	8	19	15				

Table 138.--AIRCRAFT ACCIDENTS IN CONTINENTAL US--NUMBER AND RATE: DEC 1941: QUARTERLY, 1942 THROUGH DEC 1945: MONTHLY 1946 AND 1947: OVERSEAS, JAN THROUGH DEC 1947--WORLDWIDE JAN THROUGH DEC 1947.

Year and Quarter or Month	Flying Hours	Major Accidents		Fatal Accidents		Fatalities		Aircraft Wrecked		Minor Accidents	
		Number	Rate	Number	Rate	Number	Rate	Number	Rate	Number	Rate
Continental US (In 100,000 flying hours)											
Total . . .	102,093	55,821	55	6,409	6	15,847	16	14,813	15	a/	a/
Annually											
1941 (Dec) . . .	369	341	92	38	10	78	21	70	19	a/	a/
1942	14,248	10,090	71	1,116	8	2,384	17	2,476	17	a/	a/
1943	32,066	20,390	64	2,264	7	5,603	17	5,024	16	a/	a/
1944	35,503	16,128	45	1,936	5	4,973	14	4,663	13	a/	a/
1945	15,075	6,661	44	801	5	2,171	14	1,917	13	a/	a/
1946	2,463	1,338	54	146	6	359	15	388	16	822	33
1947	2,369	873	37	108	5	279	12	275	12	502	21
Quarterly											
1942											
1st Qtr.	2,161	1,606	74	185	8	332	15	382	18	a/	a/
2nd Qtr.	3,043	2,187	72	241	8	482	16	559	18	a/	a/
3rd Qtr.	4,073	3,046	76	322	8	729	18	731	18	a/	a/
4th Qtr.	4,971	3,201	64	368	7	841	17	804	16	a/	a/
1943											
1st qtr.	6,024	4,163	69	532	9	1,276	21	1,088	18	a/	a/
2nd Qtr.	7,355	5,192	70	557	7	1,363	18	1,231	17	a/	a/
3rd qtr.	9,170	5,743	63	637	7	1,715	19	1,416	15	a/	a/
4th Qtr.	9,517	5,292	56	538	6	1,249	13	1,289	13	a/	a/
1944											
1st Qtr.	9,995	5,140	51	562	6	1,490	15	1,351	13	a/	a/
2nd Qtr.	10,140	4,708	46	535	5	1,162	11	1,331	13	a/	a/
3rd Qtr.	8,791	3,743	43	463	5	1,199	14	1,175	13	a/	a/
4th Qtr.	6,577	2,537	39	376	6	1,122	17	806	12	a/	a/
1945											
1st Qtr.	5,614	2,317	41	284	5	755	13	671	12	a/	a/
2nd Qtr.	5,031	2,204	44	257	5	706	14	612	12	a/	a/
3rd Qtr.	3,366	1,544	46	186	5	516	15	463	14	a/	a/
4th Qtr.	1,064	596	56	74	7	194	18	171	16	a/	a/
Continental US (In actual flying hours)											
Monthly											
1946											
Jan	214,739	135	63	13	6	23	11	33	15	118	55
Feb	155,036	128	83	19	12	31	20	44	28	69	45
Mar	184,742	106	57	11	6	49	27	32	17	73	40
Apr	228,159	141	62	11	5	20	9	32	14	81	36
May	216,351	114	53	10	5	37	17	31	14	63	29
Jun	239,712	109	45	14	6	40	17	34	14	64	27
Jul	216,557	117	54	10	5	32	15	33	15	54	25
Aug	222,217	124	56	18	8	37	17	46	21	56	25
Sep	215,294	104	48	15	7	38	18	32	15	79	37
Oct	229,819	106	46	4	2	19	8	27	12	55	24
Nov	175,859	79	45	12	7	15	9	26	15	58	33
Dec	164,436	75	46	9	5	18	11	18	11	52	32
1947											
Jan	166,380	74	44	11	7	30	18	22	13	51	31
Feb	160,785	64	40	6	4	15	9	24	15	49	30
Mar	183,711	87	47	10	5	12	7	26	14	49	27
Apr	197,753	81	41	14	7	30	15	22	11	52	26
May	220,223	86	39	10	5	31	14	24	11	49	22
Jun	221,986	71	32	8	4	26	12	18	8	47	21
Jul	217,763	74	34	11	5	26	12	27	12	41	19
Aug	208,431	81	39	9	4	18	9	22	11	36	17
Sep	216,347	76	35	10	5	24	11	25	12	47	22
Oct	216,536	62	29	6	3	12	6	13	6	27	12
Nov	183,409	55	30	7	4	18	10	34	19	24	13
Dec	175,884	62	35	6	3	37	21	18	10	30	17

a/ Not available

Table 13P.--AIRCRAFT ACCIDENTS IN CONTINENTAL US--NUMBER AND RATE: DEC 1941; QUARTERLY, 1942 THROUGH DEC 1945: MONTHLY 1946 AND 1947: OVERSEAS, JAN THROUGH DEC 1947--WORLDWIDE JAN THROUGH DEC 1947.--CONTINUED

Year and Quarter or month	Flying Hours	Major Accidents		Fatal Accidents		Fatalities		Aircraft Wrecked		Minor Accidents	
		Number	Rate	Number	Rate	Number	Rate	Number	Rate	Number	Rate
Overseas (In actual flying hours)											
Total . . .	1,054,993 ^{b/}	591	56	78	7	226	21	227	22	174	16
<u>Monthly</u>											
1947											
Jan . . .	78,182	56	72	9	12	12	15	23	29	21	27
Feb . . .	76,713	57	74	8	10	10	13	21	27	17	22
Mar . . .	91,790	61	66	4	4	9	10	22	24	21	23
Apr . . .	102,435	81	79	6	6	7	7	24	23	20	20
May ^{b/} . . .	114,567	55	48	10	9	61	53	25	22	17	15
Jun . . .	91,423	31	34	4	4	13	14	13	14	12	13
Jul . . .	94,181	53	56	8	8	12	13	20	21	16	17
Aug . . .	96,943	49	51	8	8	26	27	21	22	11	11
Sep ^{b/} . . .	87,385	37	42	3	3	16	18	14	16	6	7
Oct ^{b/} . . .	85,924	38	44	7	8	13	15	14	16	10	12
Nov . . .	68,605	26	38	3	4	5	7	9	13	12	17
Dec . . .	66,845	47	70	8	12	42	63	21	31	11	16
Worldwide (In actual flying hours)											
Total . . .	3,424,201	1,464	43	186	5	505	15	502	15	676	20
<u>Monthly</u>											
1947											
Jan . . .	244,562	130	53	20	8	42	17	45	18	72	29
Feb . . .	237,498	121	51	14	6	25	11	45	19	66	28
Mar . . .	275,501	148	54	14	5	21	8	48	17	70	25
Apr . . .	300,188	162	54	20	7	37	12	46	15	72	24
May . . .	334,790	141	42	20	6	92	27	49	15	66	20
Jun . . .	313,409	102	33	12	4	39	12	31	10	59	19
Jul . . .	311,944	127	41	19	6	38	12	47	15	57	18
Aug . . .	305,374	130	43	17	6	44	14	43	14	47	15
Sep . . .	303,732	113	37	13	4	40	13	39	13	53	17
Oct . . .	302,460	100	33	13	4	25	8	27	9	37	12
Nov . . .	252,014	81	32	10	4	23	9	43	17	36	14
Dec . . .	242,729	109	45	14	6	79	33	39	16	41	17

^{b/} Does not include miscellaneous accidents for which flying hours are not available.

Source: Office of the Air Inspector, Flying Safety Division, 1941 through 1946; Material Statistics Division, Director of Statistical Services, Comptroller, USAF, 1947.

Table 139.-- ATC TOTAL TRANSPORT OPERATIONS: QUARTERLY, 3RD QUARTER 1942 TO 1945; MONTHLY 1946 AND 1947

Year and month	Number of Passengers	Tons Carried				Millions of Ton Miles	Millions of Passenger Miles	Millions of Transport Miles	Thousands of Hours Flown
		Total	Passengers	Mail	Cargo				
Total	4,788,507	1,965,702	511,790	140,432	1,313,480	3,037.0	10,110.0	1,172.1	7,024.3
Annually									
1942 (Jul-Dec)	84,957 ^a	41,840 ^a	9,280 ^a	2,470 ^a	30,090 ^a	64.4	157.7	31.3	192.2
1943	473,160 ^a	209,580 ^a	51,810 ^a	13,290 ^a	144,480 ^a	320.4	883.5	128.7	775.6
1944	1,256,714	575,624	136,072	41,478	398,074	857.5	2,439.7	340.7	2,053.7
1945	2,383,232	998,820	251,981	65,150	681,689	1,460.5	5,048.4	561.2	3,350.1
1946	396,534	73,373	41,965	11,558	19,850	203.1	1,077.0	69.5	413.9
1947	193,910	66,465	20,682	6,486	39,297	131.1	503.7	40.7	238.8
Quarterly									
1942									
3rd Qtr. . .	27,770 ^a	14,880 ^a	3,020 ^a	850 ^a	11,010 ^a	23.0	51.0	13.7	84.5
4th Qtr. . .	57,187 ^a	26,960 ^a	6,260 ^a	1,620 ^a	19,080 ^a	41.4	106.7	17.6	107.7
1943									
1st Qtr. . .	73,400 ^a	35,480 ^a	8,030 ^a	2,210 ^a	25,240 ^a	54.4	136.8	22.7	138.6
2nd Qtr. . .	112,450 ^a	49,510 ^a	12,320 ^a	2,990 ^a	34,200 ^a	75.9	210.3	29.0	175.2
3rd Qtr. . .	135,480 ^a	60,590 ^a	14,850 ^a	3,790 ^a	41,950 ^a	92.7	253.7	35.4	212.2
4th Qtr. . .	151,830 ^a	64,000 ^a	16,610 ^a	4,300 ^a	43,090 ^a	97.4	282.7	41.6	249.6
1944									
1st Qtr. . .	162,012	84,509	18,022	5,385	61,102	130.5	351.2	53.2	317.7
2nd Qtr. . .	252,380	110,541	27,423	8,431	74,687	166.6	468.5	66.9	405.6
3rd Qtr. . .	373,150	168,860	40,466	11,199	117,195	251.1	714.1	101.4	608.1
4th Qtr. . .	469,172	211,714	50,161	16,463	145,090	309.3	905.9	119.2	722.3
1945									
1st Qtr. . .	490,684	274,679	52,892	17,864	203,923	350.6	965.1	136.0	844.9
2nd Qtr. . .	678,174	327,308	70,245	19,695	237,368	439.6	1,276.8	166.1	1,002.9
3rd qtr. . .	795,712	314,554	83,248	17,966	213,340	478.2	1,799.2	186.3	1,084.0
4th Qtr. . .	418,662	82,279	45,596	9,625	27,058	192.1	1,007.3	72.8	418.3
Monthly									
1946									
Jan.	78,826	11,786	8,300	1,351	2,135	34.7	240.5	12.9	75.1
Feb.	45,972	7,394	4,861	859	1,674	20.0	140.9	7.0	43.5
Mar.	34,830	6,112	3,686	900	1,526	18.0	106.6	5.7	34.4
Apr.	31,654	6,708	3,458	1,577	1,673	16.6	68.9	5.4	32.3
May.	30,703	6,253	3,276	1,286	1,691	16.6	72.8	6.1	36.5
Jun.	27,867	5,385	2,980	771	1,634	15.9	77.0	5.5	32.9
Jul.	36,491	6,968	3,819	1,075	2,074	14.9	68.2	5.2	31.0
Aug.	30,353	5,467	3,172	597	1,698	15.4	76.3	5.1	30.4
Sep.	26,369	5,115	2,748	781	1,586	14.0	67.7	4.4	26.0
Oct.	20,438	4,635	2,178	836	1,621	13.7	61.0	4.8	28.1
Nov.	16,436	3,831	1,736	761	1,334	11.8	52.2	3.8	22.3
Dec.	16,595	3,719	1,751	764	1,204	11.5	44.9	3.6	21.4
1947									
Jan.	15,879	3,613	1,697	665	1,251	8.4	34.1	3.5	20.5
Feb.	14,039	3,834	1,504	577	1,753	8.4	35.5	3.2	18.9
Mar.	14,272	3,803	1,507	515	1,781	9.5	37.8	3.4	20.1
Apr.	12,211	3,389	1,315	488	1,586	9.9	42.8	3.2	18.9
May.	16,084	5,761	1,892	552	3,317	12.0	43.8	4.0	23.1
Jun.	15,009	5,302	1,600	545	3,157	9.8	37.6	3.4	20.0
Jul.	17,078	6,386	1,789	537	4,060	11.8	45.6	3.4	20.0
Aug.	16,881	6,221	1,775	501	3,945	11.4	43.6	3.5	20.3
Sep.	19,576 ^a	6,872 ^a	2,058 ^a	479 ^a	4,335 ^a	12.2	50.0	3.3	19.5
Oct.	19,550 ^a	7,810 ^a	2,052 ^a	592 ^a	5,166 ^a	13.9	49.6	3.5	20.7
Nov.	17,315 ^a	6,640 ^a	1,822 ^a	494 ^a	4,324 ^a	11.8	44.2	3.3	19.0
Dec.	16,016 ^a	6,834 ^a	1,671 ^a	541 ^a	4,622 ^a	12.0	39.2	3.0	17.8

^a/ Estimated from related data.

Source: Air Transport Command

Table 140.— ATC DOMESTIC TRANSPORT OPERATIONS: QUARTERLY, 3RD QUARTER 1942 TO 1945; MONTHLY, 1946 AND 1947

Year and Month	Number of Passengers	Tons Carried				Millions of Ton Miles	Millions of Passenger Miles	Millions of Transport Miles	Thousands of Hours Flown
		Total	Passengers	Mail	Cargo				
Total	752,673	192,069	74,482	483	117,104	308.8	1,494.7	167.5	1,078.4
Annually									
1942 (Jul-Dec)	6,500 _a	8,790 _a	650 _a	30 _a	8,110 _a	14.5	9.7	9.6	60.3
1943	24,000 _a	28,120 _a	2,400 _a	100 _a	25,620 _a	46.4	35.9	24.6	157.9
1944	104,905	40,112	10,490	79	29,543	69.0	253.8	45.6	297.7
1945	405,446	64,538	39,779	47	24,712	103.2	704.5	56.2	364.2
1946	155,664	20,840	15,556	11	5,273	47.9	407.2	20.7	131.9
1947	56,158	29,669	5,607	216	23,846	27.8	83.6	10.8	66.4
Quarterly									
1942									
3rd Qtr. . .	3,600 _a	3,820 _a	360 _a	10 _a	3,450 _a	6.3	5.4	4.7	29.7
4th Qtr. . .	2,900 _a	4,970 _a	290 _a	20 _a	4,660 _a	8.2	4.3	4.9	30.6
1943									
1st Qtr. . .	4,300 _a	5,940 _a	430 _a	20 _a	5,490 _a	9.8	6.4	5.0	31.5
2nd Qtr. . .	4,930 _a	8,060 _a	490 _a	30 _a	7,540 _a	13.3	7.4	5.7	36.8
3rd Qtr. . .	5,070 _a	8,600 _a	510 _a	30 _a	8,060 _a	14.2	7.6	6.7	44.4
4th Qtr. . .	9,700 _a	5,520 _a	970 _a	20 _a	4,530 _a	9.1	14.5	7.2	45.2
1944									
1st Qtr. . .	12,300	7,705	1,231	23	6,451	11.7	25.9	8.7	56.0
2nd Qtr. . .	22,076	9,285	2,208	25	7,052	16.3	56.9	11.1	73.8
3rd Qtr. . .	29,206	11,530	2,920	15	8,595	21.7	84.9	14.4	92.1
4th Qtr. . .	41,323	11,592	4,131	16	7,445	19.3	86.1	11.7	75.8
1945									
1st Qtr. . .	58,691	13,846	5,869	13	7,964	18.6	79.8	11.3	73.7
2nd Qtr. . .	82,460	17,501	8,246	16	9,239	22.1	102.5	13.0	83.7
3rd Qtr. . .	132,849	18,517	12,520	15	5,982	26.2	178.3	15.6	99.4
4th Qtr. . .	131,446	14,674	13,144	3	1,527	36.3	343.9	16.3	107.4
Monthly									
1946									
Jan.	42,713	4,635	4,271	-	364	16.1	158.1	5.6	35.5
Feb.	20,466	2,360	2,047	-	313	9.7	93.5	3.8	24.3
Mar.	14,568	1,850	1,457	-	393	5.9	53.9	1.6	10.6
Apr.	6,923	1,133	692	-	441	1.5	10.4	1.1	7.2
May.	9,685	1,438	968	-	470	1.7	11.9	1.6	10.3
Jun.	11,707	1,887	1,171	-	716	1.9	13.5	1.3	8.2
Jul.	12,851	1,875	1,285	-	590	2.4	15.1	1.5	9.6
Aug.	13,283	1,890	1,328	-	562	3.5	19.9	1.2	7.6
Sep.	11,504	1,610	1,150	-	460	2.5	16.2	.8	5.1
Oct.	5,162	877	516	-	361	1.4	7.6	.9	5.3
Nov.	2,488	553	240	5	308	.7	3.5	.8	4.9
Dec.	4,314	732	431	6	295	.6	3.6	.5	3.3
1947									
Jan.	3,970	739	403	6	330	.9	5.1	.7	4.3
Feb.	3,806	920	386	9	525	1.0	6.7	.7	4.4
Mar.	4,008	978	398	15	565	1.4	7.7	.6	3.7
Apr.	1,972	662	197	12	453	.9	6.1	.5	3.4
May.	4,184	2,527	536	19	1,972	2.0	7.3	1.0	6.0
Jun.	3,980	2,433	400	16	2,017	1.6	5.5	1.1	6.5
Jul.	4,497	3,093	446	16	2,631	3.1	8.2	.9	5.5
Aug.	5,225	3,131	513	20	2,598	2.9	6.5	1.2	7.0
Sep.	6,350 _a	3,672 _a	603 _a	25 _a	3,044 _a	3.4	7.9	1.0	6.4
Oct.	6,510 _a	4,210 _a	618 _a	25 _a	3,563 _a	3.9	8.1	1.1	7.0
Nov.	5,600 _a	3,550 _a	532 _a	24 _a	2,994 _a	3.2	7.0	1.0	6.1
Dec.	6,056 _a	3,754 _a	575 _a	25 _a	3,154 _a	3.5	7.5	1.0	6.1

a/ Estimated from related data.

Source: Air Transport Command.

Table 141.-- ATC INTERNATIONAL TRANSPORT OPERATIONS: QUARTERLY, 3RD QUARTER 1942 TO 1945; MONTHLY, 1946 AND 1947

Year and Month	Number of Passengers	Tons Carried				Millions of Ton Miles	Millions of Passenger Miles	Millions of Transport Miles	Thousands of Hours Flown
		Total	Passengers	Mail	Cargo				
Total	4,035,834	1,773,633	437,308	139,949	1,196,376	2,728.2	8,615.3	1,004.6	5,945.9
Annually									
1942 (Jul-Dec)	78,457 ^a	33,050 ^a	8,630 ^a	2,440 ^a	21,980 ^a	49.9	148.0	21.7	131.9
1943	449,160 ^a	181,460 ^a	49,410 ^a	13,190 ^a	118,860 ^a	274.0	847.6	104.1	617.7
1944	1,151,809	535,512	125,582	41,399	368,531	788.5	2,185.9	295.1	1,756.0
1945	1,977,786	934,282	212,202	65,103	656,977	1,357.3	4,343.9	505.0	2,985.9
1946	240,870	52,533	26,409	11,547	14,577	155.2	669.8	48.8	282.0
1947	137,752	36,796	15,075	6,270	15,451	103.3	420.1	29.9	172.4
Quarterly									
1942									
3rd Qtr. . .	24,170 ^a	11,060 ^a	2,660 ^a	840 ^a	7,560 ^a	16.7	45.6	9.0	54.8
4th Qtr. . .	54,287 ^a	21,990 ^a	5,970 ^a	1,600 ^a	14,420 ^a	33.2	102.4	12.7	77.1
1943									
1st Qtr. . .	69,100 ^a	29,540 ^a	7,600 ^a	2,190 ^a	19,750 ^a	44.6	130.4	17.7	107.1
2nd Qtr. . .	107,520 ^a	41,450 ^a	11,830 ^a	2,960 ^a	26,660 ^a	62.6	202.9	23.3	138.4
3rd Qtr. . .	130,410 ^a	51,990 ^a	14,340 ^a	3,760 ^a	33,890 ^a	78.5	246.1	28.7	167.8
4th Qtr. . .	142,130 ^a	58,480 ^a	15,640 ^a	4,280 ^a	38,560 ^a	88.3	268.2	34.4	204.4
1944									
1st Qtr. . .	149,712	76,804	16,791	5,362	54,651	118.8	325.3	44.5	261.7
2nd Qtr. . .	230,304	101,256	25,215	8,406	67,635	150.3	411.6	55.8	331.8
3rd Qtr. . .	343,944	157,330	37,546	11,184	108,600	229.4	629.2	87.3	516.0
4th Qtr. . .	427,849	200,122	46,030	16,447	137,645	290.0	819.8	107.5	646.5
1945									
1st Qtr. . .	431,993	260,833	47,023	17,851	195,959	332.0	885.3	124.7	771.2
2nd Qtr. . .	595,714	309,807	61,999	19,679	228,129	417.5	1,174.3	153.1	919.2
3rd Qtr. . .	662,863	296,037	70,728	17,951	207,358	452.0	1,620.9	170.7	984.6
4th Qtr. . .	287,216	67,605	32,452	9,622	25,531	155.8	663.4	56.5	310.9
Monthly									
1946									
Jan. . . .	36,113	7,151	4,029	1,351	1,771	18.6	82.4	7.3	39.6
Feb. . . .	25,506	5,034	2,814	859	1,361	10.3	47.4	3.2	19.2
Mar. . . .	20,262	4,262	2,229	900	1,133	12.1	52.7	4.1	23.8
Apr. . . .	24,731	5,575	2,766	1,577	1,232	15.1	58.5	4.3	25.1
May. . . .	21,018	4,815	2,308	1,286	1,221	14.9	60.9	4.5	26.2
Jun. . . .	16,160	3,498	1,809	771	918	14.0	63.5	4.2	24.7
Jul. . . .	23,640	5,093	2,534	1,075	1,484	12.5	53.1	3.7	21.4
Aug. . . .	17,070	3,577	1,844	597	1,136	11.9	56.4	3.9	22.8
Sep. . . .	14,865	3,505	1,598	781	1,126	11.5	51.5	3.6	20.9
Oct. . . .	15,276	3,758	1,662	836	1,260	12.3	53.4	3.9	22.8
Nov. . . .	13,948	3,278	1,496	756	1,026	11.1	48.7	3.0	17.4
Dec. . . .	12,281	2,987	1,320	758	909	10.9	41.3	3.1	18.1
1947									
Jan. . . .	11,909	2,874	1,294	659	921	7.5	29.0	2.8	16.2
Feb. . . .	10,233	2,914	1,118	568	1,228	7.4	28.8	2.5	14.5
Mar. . . .	10,264	2,825	1,109	500	1,216	8.1	30.1	2.8	16.4
Apr. . . .	10,239	2,727	1,118	476	1,133	9.0	36.7	2.7	15.5
May. . . .	11,900	3,234	1,356	533	1,345	10.0	36.5	3.0	17.1
Jun. . . .	11,029	2,869	1,200	529	1,140	8.2	32.1	2.3	13.5
Jul. . . .	12,581	3,293	1,343	521	1,429	8.7	37.4	2.5	14.5
Aug. . . .	11,656	3,090	1,262	481	1,347	8.5	37.1	2.3	13.3
Sep. . . .	13,226 ^a	3,200 ^a	1,455 ^a	454 ^a	1,291 ^a	8.8	42.1	2.3	13.1
Oct. . . .	13,040 ^a	3,600 ^a	1,434 ^a	563 ^a	1,603 ^a	10.0	41.5	2.4	13.7
Nov. . . .	11,715 ^a	3,090 ^a	1,290 ^a	470 ^a	1,330 ^a	8.6	37.2	2.3	12.9
Dec. . . .	9,960 ^a	3,080 ^a	1,096 ^a	516 ^a	1,468 ^a	8.5	31.7	2.0	11.7

^a/ Estimated from related data.


Source: Air Transport Command


Table 142.-- MEDICAL AIR EVACUATION OPERATIONS OF AIR TRANSPORT COMMAND: JAN 1943 TO DEC 1947


Year and month	Number of Patients Evacuated					Millions of Patient Miles Flown			Average Miles per Patient		
	Total	Domestic	Total Foreign	Foreign to Foreign	Foreign to US	Total	Domestic	Foreign	Total	Domestic	Foreign
Total . . .	375,079	138,873	236,206	103,315	132,891	1,062.5 ^{a/}	180.1	882.4 ^{a/}	2,833	1,297	1,736
<u>Annually</u>											
1943	8,767	-	8,767	5,507	3,260	26.1 ^{a/}	-	26.1 ^{a/}	2,977	-	2,977
1944	117,151	38,320	78,831	47,060	31,771	287.5 ^{a/}	52.8	234.7 ^{a/}	2,454	1,377	2,977
1945	212,819	76,230	136,589	50,182	86,407	652.4	99.6	552.8	3,066	1,307	4,047
1946	12,075	6,001	6,074	384	5,690	43.2	9.1	34.1	3,582	1,515	5,524
1947	24,267	18,322	5,945	182	5,763	53.3	18.6	34.7	2,195	1,013	5,836
<u>Monthly</u>											
1946											
Jan	1,981	709	1,272	177	1,095	8.2	1.0	7.2	4,120	1,351	5,663
Feb	966	324	642	68	574	3.9	.6	3.3	4,068	1,821	5,202
Mar	746	415	331	14	317	2.6	.9	1.7	3,527	2,120	5,290
Apr	653	282	371	11	360	2.6	.5	2.0	4,042	1,964	5,622
May	1,034	502	532	22	510	4.0	.9	3.2	3,910	1,753	5,945
Jun	1,372	846	526	23	503	4.5	1.0	3.4	3,257	1,208	6,553
Jul	996	682	314	4	310	2.8	1.1	1.7	2,821	1,675	5,310
Aug	644	407	437	5	432	3.1	.7	2.4	3,640	1,754	5,397
Sep	861	469	392	15	377	3.0	.8	2.2	3,525	1,775	5,618
Oct	732	346	386	16	370	2.8	.6	2.3	3,870	1,663	5,847
Nov	613	218	395	13	382	2.6	.3	2.3	4,169	1,317	5,742
Dec	1,277	801	476	16	460	3.1	.7	2.4	2,406	816	5,081
1947											
Jan	1,897	1,584	313	17	296	3.2	1.6	1.6	1,675	1,025	4,964
Feb	1,374	903	471	22	449	3.4	0.9	2.5	2,474	964	5,370
Mar	2,064	1,507	557	24	533	4.5	1.3	3.2	2,166	849	5,730
Apr	1,930	1,386	544	10	534	4.7	1.5	3.2	2,443	1,080	5,913
May	2,220	1,640	580	14	566	5.1	1.6	3.5	2,335	1,013	6,073
Jun	1,933	1,503	430	16	414	3.9	1.4	2.5	2,007	946	5,713
Jul	2,336	1,771	565	11	554	5.7	2.2	3.5	2,434	1,247	6,153
Aug	1,987	1,488	499	13	486	4.3	1.5	2.8	2,159	973	5,694
Sep	2,427	1,847	580	12	568	5.5	1.9	3.6	2,260	1,025	6,195
Oct	2,047	1,534	540	17	523	4.7	1.5	3.2	2,254	973	5,895
Nov	2,217	1,760	457	12	445	4.6	1.8	2.8	2,093	1,030	6,187
Dec	1,808	1,359	409	14	395	3.7	1.4	2.3	2,020	965	5,632

^{a/} Foreign patient miles estimated for year 1943 and first 6 months of 1944, on basis of average miles per patient during last 6 months of 1944.

Source: Air Transport Command.







PART VI

MISCELLANEOUS

The information contained in Part VI has been developed in collaboration with the interested agencies of USAF as specified by the Source. Many of the tables carried in the Miscellaneous group of 1946 "Statistical Digest" are now grouped with relative tables in other sections of the present publication.

New tables, such as "Motor Vehicle Accidents in Continental US" have been added. Data on Housing has been expanded to show troop and family housing for existing capacity and occupied and reserved at each command from January through December 1947; and a few changes in formats have been made, such as deletion of "Non-Procurement", in Budget and Fiscal Table entitled "Expenditures from Direct Appropriations, By Major Project: Fiscal Years 1943 to 1947" and, "Civilian Payroll for Continental US" substituted therefor.

Typographical, mathematical, and posting errors occurring in 1946 "Statistical Digest" have been corrected in this issue wherever such errors have been discovered.




Table 143.-- DIRECT CASH APPROPRIATIONS AND EXPENDITURES FROM DIRECT APPROPRIATIONS: FISCAL YEARS
1899 THROUGH 1948

Note.-- Expenditures differ from appropriations since funds appropriated for one year may be spent in that year, in subsequent years or never spent. This table covers "direct" appropriations and expenditures only - i.e. for aircraft, aviation gasoline etc.-and excludes amount spent by the technical services - Signal, Ordnance, Quartermaster, Finance, etc.- for the benefit of Army aviation.

Fiscal Year	Direct Cash Appropriations a/	Expenditures from Direct Appropriations
Total	66,366,791,812	b/ 41,559,291,417
1899	g/ 50,000	d/
1909	g/ 30,000	d/
1912	125,000	d/
1913	100,000	d/
1914	175,000	d/
1915	200,000	d/
1916	801,000	d/
1917	18,681,666	d/
1918	735,000,000	d/
1919	952,304,758	d/
1920	28,123,503	d/
1921	35,124,300	30,913,798
1922	25,648,333	23,095,257
1923	13,060,000	18,141,688
1924	12,626,000	11,015,365
1925	13,476,619	11,680,955
1926	15,911,191	14,900,264
1927	15,256,694	16,759,286
1928	21,117,494	19,437,722
1929	28,911,421	23,261,643
1930	34,910,059	28,051,563
1931	38,945,968	38,651,204
1932	31,850,892	33,046,254
1933	25,673,236	21,929,302
1934	31,037,769	17,372,277
1935	27,917,702	20,337,871
1936	45,600,444	32,026,622
1937	59,619,694	41,055,082
1938	58,851,266	50,875,129
1939	71,099,532	83,164,156
1940	186,562,847	108,169,717
1941	2,173,608,961	605,409,021
1942	23,049,935,463	2,554,863,420
1943	11,317,416,790	9,391,855,445
1944	23,655,998,000	13,087,279,848
1945	1,610,717,000	11,357,390,523
1946	517,100	2,518,914,260
1947	1,200,017,000	853,792,593
1948	829,789,100	f/ 545,901,152

a/ Includes appropriations for salaries, Office, Commanding General, Army Air Forces.

b/ Total for available figures only.

c/ Allotted to Dr. S. P. Langley for experiments in aerodynamics.

d/ Not available.

e/ Allotted to pay for Wright airplane which completed tests in 1909.

f/ July through December

Source: Budget Operations Division, Director of Budget, Comptroller, Hq USAF. Expenditures for years 1921-1942 from US Bureau of Budget publications, and for years 1943-1948 from Budget Operations Division.

Table 144.-- EXPENDITURES FROM DIRECT APPROPRIATIONS,

(In thousands of dollars. Figures

Fiscal Year and Quarter or Month	Total	Procurement					
		Total	Standard Airplanes, Complete and Including Spares	Balloons and Accessories	Gliders and Accessories	Modification of Aircraft a/	Airborne and Ground Communications Equipment b/
Total	37,755,133	33,281,668	25,839,045	47,337	385,550	397,115	19,969
Yearly							
FY 1943	9,391,855	8,605,409	6,900,621	15,061	119,355	57,334	-
FY 1944	13,087,280	11,865,332	9,360,344	32,111	148,020	99,996	-
FY 1945	11,357,390	10,250,333	7,726,655	183	65,856	176,311	-
FY 1946	2,518,914	1,760,756	1,326,415	(18)	51,646	45,755	3,346
FY 1947	853,793	432,788	302,684	-	553	11,743	13,244
FY 1948 (1st half)	545,901	367,050	222,326	-	120	5,976	3,379
Quarterly							
FY 1943							
1st Qtr	1,456,520	1,345,049	1,088,668	-	7,711	7,697	-
2nd Qtr	1,573,797	1,440,437	1,086,034	-	26,635	16,223	-
3rd Qtr	2,984,738	2,790,890	2,288,146	-	44,458	18,131	-
4th Qtr	3,376,500	3,029,033	2,437,723	15,061	40,551	15,283	-
FY 1944							
1st Qtr	3,153,213	2,826,406	2,142,214	13,181	39,934	8,717	-
2nd Qtr	3,386,066	3,065,380	2,499,111	12,531	40,705	9,241	-
3rd Qtr	3,400,921	3,105,038	2,448,212	4,855	40,725	31,181	-
4th Qtr	3,147,080	2,868,508	2,270,807	1,544	26,656	50,857	-
FY 1945							
1st Qtr	3,065,157	2,781,952	2,325,110	135	10,923	48,126	-
2nd Qtr	2,813,210	2,559,248	1,525,447	53	3,527	47,269	-
3rd Qtr	2,875,058	2,598,924	1,970,243	(4)	21,244	43,612	-
4th Qtr	2,603,965	2,310,209	1,905,855	(1)	30,162	37,304	-
FY 1946							
1st Qtr	1,740,653	1,468,126	1,400,120	-	32,145	22,027	315
2nd Qtr	598,040	408,303	244,566	(18)	9,750	13,269	1,269
3rd Qtr	165,983	19,357	(82,546)	-	6,804	5,800	892
4th Qtr	14,238	(135,030)	(235,725)	-	2,947	4,659	870
Monthly							
FY 1947							
Jul 1946	55,254	15,944	24,097	-	139	505	142
Aug	59,757	19,671	16,051	-	340	132	239
Sep	70,962	29,779	21,729	-	64	178	1,713
Oct	74,938	29,356	15,222	-	(22)	133	995
Nov	64,473	29,219	20,300	-	(2)	1,135	393
Dec	84,318	54,935	35,837	-	4	778	668
Jan 1947	97,861	63,587	44,444	-	5	479	354
Feb	64,839	37,916	18,962	-	1	713	303
Mar	25,856	(4,626)	26,394	-	24	866	622
Apr	83,928	52,314	29,622	-	-	611	328
May	72,718	41,966	21,386	-	-	180	2,737
Jun	98,889	62,727	28,640	-	-	6,033	4,750
FY 1948							
Jul 1947	83,958	56,456	35,972	-	(3)	247	1,352
Aug	85,853	55,496	39,027	-	58	444	311
Sep	90,900	59,304	31,311	-	28	798	414
Oct	98,242	66,242	39,700	-	6	1,505	435
Nov	81,702	56,349	35,393	-	17	1,473	330
Dec	105,246	73,203	40,923	-	14	1,509	537

a/ Includes modernization.

b/ From Signal Corps funds prior to Fiscal Year 1946.

Source: Budget Operations Division, Director of Budget, Comptroller, Hq, USAF

Table 144.-- EXPENDITURES FROM DIRECT APPROPRIATIONS, BY MAJOR PROJECT: FISCAL YEARS 1943 THROUGH 1947 -- Continued

Fiscal Year and Quarter or Month	Procurement (Continued)						Civilian Payroll (Continental only)	Other (Overseas Civilians Payroll, etc)
	Maps and Mapping Projects	Other Requirements	Research and Development c/	Settlement of Terminated Contracts d/	Direct Loans- Purchase of Guaranteed Loans d/	Advance Payments Less Recouments g/		
Total	<u>27,066</u>	<u>596,859</u>	<u>627,118</u>	<u>239,522</u>	<u>(6,335)</u>	<u>13,318</u>	<u>2,536,537</u>	<u>1,150,482</u>
Yearly								
FY 1943	4,213	190,931	93,074	-	-	-	786,446	-
FY 1944	8,978	341,381	109,871	-	-	-	753,773	468,175
FY 1945	8,055	51,248	127,528	-	-	740,721	765,009	342,048
FY 1946	4,433	15,082	102,827	223,063	1,801	(634,575)	563,016	195,142
FY 1947	1,002	(1,783)	124,601	15,713	(7,679)	(92,835)	324,706	96,299
FY 1948 (1st half)	385	-	69,217	746	(457)	7	130,033	48,818
Monthly								
FY 1943								
1st qtr	408	22,903	18,843	-	-	-	111,471	-
2nd qtr	2,197	869	19,120	-	-	-	133,360	-
3rd qtr	982	74,631	34,465	-	-	-	193,848	-
4th qtr	626	92,528	20,646	-	-	-	347,767	-
FY 1944								
1st qtr	2,762	90,061	31,641	-	-	-	182,571	144,236
2nd qtr	2,235	114,900	17,444	-	-	-	194,466	126,220
3rd qtr	1,961	109,887	32,784	-	-	-	182,938	112,945
4th qtr	2,020	26,533	28,002	-	-	-	193,798	84,774
FY 1945								
1st qtr	2,482	11,098	36,320	-	-	-	190,805	92,400
2nd qtr	2,569	10,691	30,871	-	-	708,704	192,489	61,473
3rd qtr	1,349	14,180	31,182	-	-	123,154	190,074	86,060
4th qtr	1,655	15,279	29,155	-	-	(91,137)	191,641	102,115
FY 1946								
1st qtr	1,322	7,798	27,293	12,305	1,094	(372,676)	204,984	67,543
2nd qtr	1,224	2,845	22,670	88,698	(1,452)	(131,694)	142,608	47,129
3rd qtr	585	1,299	22,702	42,398	2,953	(68,467)	112,729	33,897
4th qtr	1,302	3,140	30,162	79,662	(794)	(61,738)	102,695	46,573
Monthly								
FY 1947								
Jul 1946	170	386	10,001	1,638	(1,247)	(26,576)	32,118	7,192
Aug	57	169	5,343	2,117	(1,474)	(7,547)	35,852	4,234
Sep	123	271	4,604	1,127	(2,082)	(1,869)	33,991	7,192
Oct	167	208	5,865	718	(382)	(1,484)	35,976	9,606
Nov	38	179	5,296	481	(2,092)	(88)	27,427	7,827
Dec	96	(2,753)	12,139	2,772	-	(548)	24,174	5,209
Jan 1947	47	25	11,153	6,277	(3)	(5,831)	25,775	8,499
Feb	44	20	18,562	(82)	(1,000)	(2,184)	20,187	6,736
Mar	28	-	9,877	-	-	(45,752)	22,504	7,978
Apr	119	1	14,222	(9)	(3)	(609)	23,526	8,088
May	15	214	9,658	(50)	633	(220)	22,747	8,005
Jun	98	(503)	17,881	724	(29)	(127)	20,429	15,733
FY 1948								
Jul 1947	14	-	10,068	649	(15)	(149)	22,624	4,878
Aug	87	-	8,577	62	(36)	77	20,379	9,978
Sep	82	-	13,433	42	(18)	38	22,593	9,003
Oct	106	-	12,465	(8)	(26)	-	22,869	9,131
Nov	34	-	11,109	1	(1)	41	20,142	5,211
Dec	62	-	13,565	-	(361)	-	21,426	10,617

g/ Includes Service Test Equipment

d/ Charged to individual projects prior to Fiscal Year 1946.

e/ Charged to individual projects prior to October 1944.

f/ Combined totals (only) shown for 1943, therefore 786,446 should be added to combined totals of last two columns to balance overall totals.

Table 145.-- MILITARY HOUSING IN CONTINENTAL US -- EXISTING CAPACITY AND RESERVED OR OCCUPIED -- FOR TROOP AND FAMILY HOUSING, BY AIR FORCE OR COMMAND -- JAN THROUGH DEC 1947

Note: In number of occupants as of the fifteenth of the month. Excludes military personnel authorized to live off the post.

Air Force or Command and month	Total			Troop Housing		Family Housing	
	Existing Capacity	Occupied Reserved	Percent Occup/Reser	Existing Capacity	Occupied Reserved	Existing Capacity	Occupied Reserved
Total USAF							
February	578,345	178,851	30.9				
June	462,222	142,117	30.7				
August	432,970	162,808	37.6	423,785	153,951	9,185	8,857
December	406,107	166,041	40.9	391,723	154,907	14,384	11,134
Strategic Air Command							
February	100,749	22,762	22.6				
June	91,855	23,203	25.3				
August	73,984	27,240	36.8	72,904	25,928	1,080	1,312
December	73,155	29,779	40.7	70,577	27,771	2,578	2,008
Tactical Air Command							
February	61,974	18,434	29.7				
June	52,025	16,426	31.6				
August	62,105	18,583	29.9	60,963	17,429	1,142	1,154
December	58,318	22,881	39.2	57,118	21,657	1,200	1,224
Air Defense Command							
February	71,482	16,991	23.7				
June	43,714	15,411	35.2				
August	36,291	14,893	41.0	35,736	14,281	555	612
December	38,216	17,044	44.6	37,327	16,199	889	845
Air Training Command							
February	213,225	84,105	39.4				
June	161,892	50,937	31.5				
August	156,458	66,614	42.6	153,541	64,477	2,917	2,137
December	146,765	61,039	41.6	143,311	58,129	3,454	2,910
Air Materiel Command							
February	76,051	10,082	13.2				
June	67,595	9,766	14.4				
August	61,798	11,053	17.9	60,790	9,936	1,008	1,117
December	53,178	11,417	21.5	49,548	9,977	3,630	1,440
Air Transport Command							
February	29,803	12,388	41.6				
June	25,179	13,152	52.2				
August	24,512	10,578	43.2	23,932	9,596	580	582
December	18,246	10,772	59.0	17,629	10,144	617	628
Air Proving Ground Command							
February	7,044	5,072	72.0				
June	5,953	5,001	84.0				
August	5,428	5,732	105.6	5,017	5,379	411	353
December	5,332	4,974	93.3	4,862	4,663	464	311
Air University							
February	14,836	6,181	41.7				
June	10,770	5,307	49.3				
August	9,251	5,013	54.2	7,879	3,513	1,372	1,500
December	9,824	5,353	54.5	8,387	3,688	1,437	1,665
Bolling Field Command							
February	3,181	2,836	89.2				
June	3,239	2,914	90.0				
August	3,143	3,102	98.7	3,023	3,012	120	90
December	3,073	2,782	90.5	2,958	2,679	115	103

Source: Air Installations Division, DCS/M

Table 146.-- MILITARY HOUSING IN CONTINENTAL US -- EXISTING CAPACITY

(In number of occupants as of the fifteenth of the month except

	1942		1943		1944		1945	
	Dec(23rd)	Jun(1st)	Dec	Jun	Dec	Mar	Jun	
1 <u>Total</u>								
2 Existing Capacity . . .	1,935,671	2,322,718	2,351,435	2,168,203	1,665,722	1,694,498	1,686,991	
3 Reserved or Occupied . .	1,353,092	1,653,720	1,479,120	1,211,822	1,023,024	924,985	891,056	
4 Percent Reserved/Occupied	69.9	71.2	62.9	55.9	61.4	54.6	52.8	
5 <u>Continental Air Forces a/</u>								
6 Existing Capacity . . .	617,390	766,803	870,599	858,071	629,737	627,364	601,910	
7 Reserved or Occupied . .	347,787	503,691	498,055	452,878	382,287	353,151	323,072	
8 Percent Reserved/Occupied	56.3	65.7	57.2	52.8	60.7	56.3	53.7	
9 <u>Strategic Air Command</u>								
10 Existing Capacity . . .	-	-	-	-	-	-	-	
11 Reserved or Occupied . .	-	-	-	-	-	-	-	
12 Percent Reserved/Occupied	-	-	-	-	-	-	-	
13 <u>Tactical Air Command</u>								
14 Existing Capacity . . .	-	-	-	-	-	-	-	
15 Reserved or Occupied . .	-	-	-	-	-	-	-	
16 Percent Reserved/Occupied	-	-	-	-	-	-	-	
17 <u>Air Defense Command</u>								
18 Existing Capacity . . .	-	-	-	-	-	-	-	
19 Reserved or Occupied . .	-	-	-	-	-	-	-	
20 Percent Reserved/Occupied	-	-	-	-	-	-	-	
21 <u>Air Training Command</u>								
22 Existing Capacity . . .	1,063,272	1,262,182	1,160,244	948,527	654,440	608,646	564,645	
23 Reserved or Occupied . .	834,634	925,629	803,052	583,354	449,014	407,419	383,680	
24 Percent Reserved/Occupied	78.5	73.3	69.2	61.5	68.6	66.9	66.0	
25 <u>Air Materiel Command</u>								
26 Existing Capacity . . .	166,159	183,221	178,394	214,480	171,735	214,709	252,348	
27 Reserved or Occupied . .	107,149	133,156	84,949	85,562	70,489	53,751	62,370	
28 Percent Reserved/Occupied	64.5	72.7	47.6	39.9	41.0	25.0	24.7	
29 <u>Air Transport Command</u>								
30 Existing Capacity . . .	36,253	52,513	69,664	87,490	81,932	84,605	99,183	
31 Reserved or Occupied . .	28,956	40,880	48,500	58,454	62,125	53,412	62,030	
32 Percent Reserved/Occupied	79.9	77.8	69.6	66.8	75.8	63.1	62.5	
33 <u>Air Proving Ground Command</u>								
34 Existing Capacity . . .	b/	b/	b/	b/	b/	b/	b/	
35 Reserved or Occupied . .	b/	b/	b/	b/	b/	b/	b/	
36 Percent Reserved/Occupied	b/	b/	b/	b/	b/	b/	b/	
37 <u>Air University</u>								
38 Existing Capacity . . .	-	-	-	-	-	-	-	
39 Reserved or Occupied . .	-	-	-	-	-	-	-	
40 Percent Reserved/Occupied	-	-	-	-	-	-	-	
41 <u>Personnel Distribution Command</u>								
42 Existing Capacity . . .	-	-	-	9,648	94,227	127,150	135,945	
43 Reserved or Occupied . .	-	-	-	6,054	40,541	39,596	39,236	
44 Percent Reserved/Occupied	-	-	-	62.7	43.0	31.1	28.9	
45 <u>Bolling Field Command</u>								
46 Existing Capacity . . .	-	-	-	-	-	-	-	
47 Reserved or Occupied . .	-	-	-	-	-	-	-	
48 Percent Reserved/Occupied	-	-	-	-	-	-	-	
49 <u>Other g/</u>								
50 Existing Capacity . . .	52,597	57,999	72,534	49,987	33,651	32,024	32,960	
51 Reserved or Occupied . .	34,566	50,364	44,564	25,520	18,568	17,656	20,668	
52 Percent Reserved/Occupied	65.7	86.8	61.4	51.1	55.2	55.1	62.7	

a/ Includes First, Second, Third and Fourth Air Forces and I Troop Carrier Command.

b/ Included in Other.

g/ Includes AAF Center, Commanding General, AAF, and Bolling Field Command through 1946.

Source: Air Installations Division, DCS/M

AND RESERVED OR OCCUPIED, BY AIR FORCE OR COMMAND: DEC 1942 TO DEC 1947

as noted. Excludes personnel authorized to live off the post.)

1945 (Continued)		1946				1947 d/				
Sep	Dec	Mar	Jun	Sep	Dec	Feb	Jun	Aug	Dec	
1,639,770	1,590,778	1,254,945	1,100,488	664,411	599,453	578,345	462,222	432,970	406,107	1
944,483	454,994	284,166	252,960	206,771	190,265	178,851	142,117	162,808	166,048	2
57.6	28.6	22.6	23.0	31.1	31.7	30.9	30.7	37.6	40.9	3
										4
										5
645,464	611,508	539,450	-	-	-	-	-	-	-	6
365,170	158,889	110,593	-	-	-	-	-	-	-	7
56.6	26.0	20.5	-	-	-	-	-	-	-	8
										9
-	-	-	183,432	116,028	106,666	100,749	91,855	73,984	73,155	10
-	-	-	26,837	29,005	26,352	22,762	23,203	27,240	29,786	11
-	-	-	14.6	25.0	24.7	22.6	25.3	36.8	40.7	12
										13
-	-	-	216,252	88,414	65,172	61,974	52,025	62,105	53,318	14
-	-	-	27,291	18,695	19,809	18,434	16,426	16,583	22,881	15
-	-	-	12.6	21.1	30.4	29.7	31.6	29.9	39.2	16
										17
-	-	-	41,462	70,827	65,932	71,482	43,714	36,291	38,216	18
-	-	-	9,972	17,615	14,745	16,991	15,411	14,893	17,044	19
-	-	-	24.1	24.9	22.4	23.7	35.2	41.0	44.6	20
										21
522,965	477,544	410,080	412,510	241,744	222,805	213,225	161,892	156,458	146,765	22
349,285	160,751	122,359	145,652	102,798	87,652	84,105	50,937	66,164	61,039	23
66.8	33.7	29.8	35.3	42.5	39.3	39.4	31.5	42.6	41.6	24
										25
223,596	263,232	177,627	149,961	90,973	81,130	76,051	67,595	61,798	53,178	26
73,761	37,313	16,865	15,545	12,690	11,764	10,082	9,766	11,053	11,417	27
33.0	14.2	9.5	10.4	13.9	14.5	13.2	14.4	17.9	21.5	28
										29
101,896	98,221	58,003	59,200	38,658	32,621	29,803	25,179	24,512	18,246	30
77,114	39,967	20,891	17,780	16,092	13,660	12,388	13,152	10,578	10,772	31
75.7	40.7	36.0	30.0	41.6	41.9	41.6	52.2	43.2	59.0	32
										33
b/	b/	b/	20,872	6,446	7,274	7,044	5,953	5,428	5,332	34
b/	b/	b/	6,272	5,576	6,587	5,072	5,001	5,732	4,974	35
b/	b/	b/	30.0	86.5	90.6	72.0	84.0	105.6	93.3	36
										37
-	-	15,536	13,505	11,321	14,672	14,836	10,770	9,251	9,824	38
-	-	2,497	3,033	4,300	6,359	6,181	5,307	5,013	5,353	39
-	-	16.1	22.5	38.0	43.3	41.7	49.3	54.2	54.5	40
										41
117,569	104,265	25,809	3,090	-	-	-	-	-	-	42
62,368	42,791	2,469	449	-	-	-	-	-	-	43
53.0	41.0	9.6	14.5	-	-	-	-	-	-	44
										45
-	-	-	-	-	-	3,181	3,239	3,143	3,073	46
-	-	-	-	-	-	2,836	2,914	3,102	2,782	47
-	-	-	-	-	-	89.2	90.0	98.7	90.5	48
										49
28,280	36,008	28,440	204	-	3,181	-	-	-	-	50
16,785	15,283	8,492	129	-	3,337	-	-	-	-	51
59.4	42.4	29.9	63.2	-	104.9	-	-	-	-	52

d/ Due to change in Hq. USAF requirements for housing statistics data these data have been reported bi-monthly during 1947. Four reporting periods (15 Feb, 15 Jun, 15 Aug and 15 Dec 1947) have been chosen. A breakdown of the 1947 requirements by Troop Housing and Family Housing is shown in Table p

Table 147.-- NUMBER OF CONTRACT TERMINATIONS (INITIATED, SETTLED, AND PENDING) AND COST

(Figures in parentheses

Year and Month	All Contracts						Fixed Price Contracts		
	Number			Cost Price of Items Cancelled (In Thousands of Dollars)			Number		
	Initiated a/	Settled	Pending (End of Period)	Initiated a/	Settled	Pending (End of Period)	Initiated a/	Settled	Pending (End of Period)
Total . . .	18,407	18,273	134	23,071,232	22,676,396	394,836	17,812	17,692	120
Prior to 1944	2,596	1,573	1,023	3,456,372	893,018	2,563,354	2,439	1,516	923
Annually									
1944	4,238	4,399	862	5,314,268	3,332,274	4,545,348	4,025	4,223	725
1945	11,433	7,821	4,474	12,808,700	4,219,481	13,134,567	11,227	7,608	4,344
1946	(108)	4,261	105	597,137	12,895,619	836,085	(120)	4,139	85
1947	248	219	134	894,755	1,336,004	394,836	241	206	120
Monthly									
1944 Jan	505	273	1,255	209,840	172,818	2,600,376	493	263	1,153
Feb	432	273	1,414	823,823	147,857	3,276,342	392	266	1,279
Mar	522	101	1,835	363,708	28,856	3,611,194	488	97	1,670
Apr	514	213	2,136	593,893	54,880	4,150,207	502	207	1,965
May	347	310	2,173	249,109	120,291	4,279,025	333	295	2,003
Jun	428	350	2,251	(186,985)	365,285	3,726,755	405	336	2,072
Jul	324	480	2,095	287,539	437,605	3,576,689	310	455	1,927
Aug	239	577	1,757	623,859	233,386	3,967,162	215	558	1,584
Sep	239	416	1,580	1,196,249	379,327	4,784,084	218	391	1,411
Oct	294	510	1,364	1,101,449	525,453	5,360,080	293	497	1,207
Nov	287	413	1,238	(15,910)	334,302	5,009,868	276	387	1,096
Dec	107	483	862	67,694	532,214	4,545,348	100	471	725
1945 Jan	206	362	706	(102,299)	353,719	4,089,330	198	330	593
Feb	186	226	666	(131,221)	94,131	3,863,978	167	211	549
Mar	319	219	766	170,428	482,602	3,551,804	282	201	630
Apr	334	285	815	1,661,521	278,537	4,934,788	295	274	651
May	630	379	1,066	2,573,647	815,328	6,693,107	561	358	854
Jun	1,117	408	1,775	614,966	407,501	6,900,572	1,063	380	1,537
Jul	766	507	2,034	226,860	570,939	6,556,493	712	482	1,767
Aug	9,851	244	11,641	7,460,623	62,105	13,955,011	9,748	229	11,286
Sep	(1,415)	674	9,552	45,197	88,385	13,911,823	(1,287)	664	9,335
Oct	(491)	1,810	7,251	228,898	357,311	13,783,410	(445)	1,799	7,091
Nov	(281)	1,610	5,360	101,266	540,994	13,343,682	(276)	1,590	5,225
Dec	211	1,097	4,474	(41,186)	167,929	13,134,567	209	1,090	4,344
1946 Jan	308	1,497	3,285	36,794	676,806	12,494,555	299	1,488	3,155
Feb	(605)	1,321	1,359	(34,695)	1,111,808	11,348,052	(607)	1,311	1,237
Mar	(30)	628	701	(299,323)	2,244,964	8,803,765	(32)	618	587
Apr	30	324	407	427,142	2,753,741	6,477,166	36	310	313
May	32	144	295	398,958	2,570,124	4,306,000	31	116	228
Jun	33	150	178	(434,391)	1,880,231	1,991,378	34	111	151
Jul	25	51	152	509,164	540,739	1,959,803	24	49	126
Aug	20	26	146	(657)	4,186	1,954,960	18	25	119
Sep	17	36	127	(23,145)	328,509	1,603,306	16	35	100
Oct	23	40	110	6,833	8,029	1,602,110	21	35	86
Nov	15	27	98	3,925	5,011	1,601,024	16	25	77
Dec	24	17	105	6,532	771,471	836,085	24	16	85
1947 Jan	31	12	124	11,174	14,543	832,716	30	10	105
Feb	114	27	114	3,111	12,116	823,711	17	26	96
Mar	22	27	109	38,801	171,201	691,311	21	22	95
Apr	28	19	118	45,423	9,909	726,825	28	17	106
May	34	23	129	1,252	1,025	727,052	32	23	115
Jun	14	24	119	777,589	974,925	529,716	14	23	106
Jul	19	4	134	678	686	529,708	20	4	122
Aug	22	15	141	8,335	1,690	536,353	22	15	129
Sep	12	27	126	(4,592)	2,157	529,604	11	27	113
Oct	18	15	129	2,410	1,232	530,782	16	15	114
Nov	13	12	130	450	134,688	396,544	13	11	116
Dec	18	14	134	10,124	11,832	394,836	17	13	120

a/ Not initiated. Excludes cases which have been eliminated from the books by transfer, rescission or adjustment.

Source: Deputy Chief of Staff/Material, Office Director of Procurement and Industrial Planning, Hq USAF

PRICE OF ITEMS CANCELLED, BY TYPE OF CONTRACT: PRIOR TO 1944 AND JAN 1944 THROUGH DEC 1947

are minus quantities.)

Fixed Price Contracts (Continued)			Cost Plus Fixed Fee Contracts						Year and Month
Cost Price of Items Cancelled (In Thousands of Dollars)			Number			Cost Price of Items Cancelled (In Thousands of Dollars)			
Initiated \$/	Settled	Pending (End of Period)	Initiated \$/	Settled	Pending (End of Period)	Initiated \$/	Settled	Pending (End of Period)	
<u>12,728,108</u>	<u>12,673,947</u>	<u>54,161</u>	<u>595</u>	<u>581</u>	<u>14</u>	<u>10,343,124</u>	<u>10,002,449</u>	<u>340,675</u>	Total
2,531,037	839,604	1,691,433	157	57	100	925,335	53,414	871,921	Prior to 1944
2,693,671	2,425,541	1,959,563	213	176	137	2,620,597	906,733	2,585,785	Annually
7,520,760	3,179,049	6,301,274	206	213	130	5,287,940	1,040,432	6,833,293	1944
(62,265)	6,178,898	60,111	12	122	20	659,402	6,716,721	775,974	1945
44,905	50,855	54,161	7	13	14	849,850	1,285,149	340,675	1946
									1947
124,127	171,297	1,644,263	12	10	102	85,713	1,521	956,113	Monthly
277,300	142,662	1,778,901	40	7	135	546,523	5,195	1,497,441	1944 Jan
208,327	27,945	1,959,283	34	4	165	155,381	911	1,651,911	Feb
149,290	53,681	2,054,892	12	6	171	444,603	1,199	2,095,315	Mar
214,765	117,355	2,152,302	14	15	170	34,344	2,936	2,126,723	Apr
83,464	46,416	2,189,350	23	14	179	(270,449)	318,869	1,537,405	May
83,111	391,620	1,880,841	14	25	168	204,428	45,985	1,695,848	Jun
390,229	230,999	2,040,071	24	19	173	233,630	2,387	1,927,091	Jul
297,650	268,862	2,068,859	21	25	169	898,599	110,465	2,715,225	Aug
946,220	245,213	2,769,866	1	13	157	155,229	280,240	2,590,214	Sep
(22,737)	254,209	2,492,920	11	26	142	6,827	80,093	2,516,948	Oct
(58,075)	475,282	1,959,563	7	12	137	125,769	56,932	2,585,785	Nov
									Dec
57,374	321,888	1,695,049	8	32	113	(159,673)	31,831	2,394,281	1945 Jan
44,972	74,089	1,665,932	19	15	117	(176,193)	20,042	2,198,046	Feb
83,049	192,953	1,556,028	37	18	136	87,379	289,649	1,995,776	Mar
408,123	253,309	1,710,842	39	11	164	1,253,398	25,228	3,223,946	Apr
1,515,425	626,768	2,599,499	69	21	212	1,058,222	188,560	4,093,608	May
662,092	182,506	3,079,085	54	28	238	(47,126)	224,995	3,821,487	Jun
315,119	451,438	2,942,766	54	25	267	(88,259)	119,501	3,613,727	Jul
4,893,307	22,410	7,813,663	103	15	355	2,567,316	39,695	6,141,348	Aug
(151,869)	86,630	7,575,164	(128)	10	217	197,066	1,755	6,336,659	Sep
(265,776)	335,411	6,973,977	(46)	11	160	494,674	21,900	6,809,433	Oct
22,656	513,895	6,482,738	(5)	20	135	78,610	27,099	6,860,944	Nov
(63,712)	117,752	6,301,274	2	7	130	22,526	50,177	6,833,293	Dec
41,960	372,488	5,970,746	9	9	130	(5,166)	304,318	6,523,809	1946 Jan
(117,004)	665,761	4,987,981	2	10	122	82,309	246,047	6,360,071	Feb
(82,190)	1,990,601	2,915,190	2	10	114	(217,133)	254,363	5,888,575	Mar
56,511	1,367,363	1,604,338	(6)	14	94	370,631	1,386,378	4,872,828	Apr
30,630	637,532	997,436	1	28	67	368,328	1,932,592	3,308,564	May
15,995	573,103	440,328	(1)	39	27	(450,386)	1,307,128	1,551,050	Jun
8,357	27,980	420,705	1	2	26	500,807	512,759	1,539,098	Jul
(676)	4,167	415,862	2	1	27	19	19	1,539,098	Aug
(23,142)	328,274	64,446	1	1	27	(3)	235	1,538,860	Sep
(1,159)	7,730	55,557	2	5	24	7,992	299	1,546,553	Oct
1,920	2,506	54,971	(1)	2	21	2,005	2,505	1,546,053	Nov
6,533	1,393	60,111	-	1	20	(1)	770,078	775,974	Dec
11,174	6,636	64,649	1	2	19	-	7,907	768,067	1947 Jan
3,005	11,674	55,980	-	1	18	106	442	767,731	Feb
9,307	6,463	58,824	1	5	14	29,494	164,738	632,487	Mar
2,112	1,207	59,729	-	2	12	43,311	8,702	667,096	Apr
971	1,026	59,675	2	0	14	281	-	667,377	May
7,261	4,847	62,089	-	1	13	770,328	970,078	467,627	Jun
833	686	62,236	(1)	-	12	(155)	-	467,472	Jul
8,335	1,690	68,881	-	-	12	-	-	467,472	Aug
(6,684)	2,157	60,040	1	-	13	2,092	-	469,564	Sep
417	1,232	59,225	2	-	15	1,993	-	471,557	Oct
450	1,406	58,269	-	1	14	-	133,282	338,275	Nov
7,724	11,832	54,161	1	1	14	2,400	-	340,675	Dec

Table 148.-- DISPOSITION OF SURPLUS PROPERTY (EXCLUDING AIRCRAFT) IN CONTINENTAL US -- VALUE OF ITEMS DECLARED, DISPOSED, AND PENDING ACTION, BY TYPE OF PROPERTY: SEP 1945 THROUGH DEC 1947

(Figures in parentheses are minus quantities.)

Note:-- In thousands of dollars. Declarations comprise items for which formal notification as surplus has been forwarded to the disposal agency (primarily War Assets Administration). Items awaiting action are those which have been determined surplus and for which declarations have not been made. Disposition by the AAF includes transfer to other Army Components and other Government agencies, donations to institutions, transfer to salvage officers for disposition as scrap or small lots, abandonment or destruction, sale to contractors. Direct disposition is made without declaration to the disposal agency. Items withdrawn by the AAF are those which have been declared but for various reasons are later withdrawn from surplus.

Year and Quarter or Month	Action by AAF			Action by Disposal Agency		
	Declared a/	Direct Disposi- tion b/	Awaiting Action (End of Period)	Withdrawn by AAF	Delivery and Scrap Orders Received by AAF g/	Awaiting Delivery Orders (End of Period)
All Property (Excluding Aircraft)						
Total	3,004,430	4,951,924	59,831	629,589	2,691,496	159,070
Annually						
1945 (Sep-Dec)	990,875	833,995	g/	159,530	291,365	1,015,705
1946	1,954,075	3,291,723	29,472	236,453	1,248,865	1,484,462
1947	59,480	826,216	59,831	233,606	1,151,266	159,070
Quarterly						
1945 Sep (Only)	59,276	63,793	g/	4,479	29,013	541,509
Dec	891,599	770,202	g/	155,051	262,352	1,015,705
1946 Mar	44,262	1,343,036	513,595	117,474	380,657	1,021,836
Jun	412,393	1,135,442	210,533	64,768	302,615	1,056,846
Sep	564,104	612,701	247,158	23,890	358,035	1,239,025
Dec	483,316	200,544	29,472	30,321	207,558	1,484,462
Monthly						
1947 Jan	(250,569)	50,963	279,186	4,311	105,478	1,124,104
Feb	30,147	179,598	211,639	40,048	93,641	1,020,562
Mar	59,558	190,911	175,654	60,614	186,508	832,998
Apr	(4,565)	51,559	116,650	20,509	104,890	730,034
May	76,545	49,950	33,799	23,219	94,772	661,588
Jun	47,640	31,662	29,559	11,744	137,974	559,510
Jul	101,732	181,690	26,625	37,204	165,953	458,085
Aug	(1,052)	21,597	30,375	10,170	75,743	371,120
Sep	9,501	16,753	43,864	8,328	57,063	315,230
Oct	(2,167)	16,722	44,466	1,178	63,129	248,756
Nov g/	(2,875)	14,555	60,635	14,735	34,520	196,626
Dec g/	(4,415)	20,256	59,831	1,546	31,595	159,070
Military Property (Excluding Aircraft)						
Total	2,269,235	3,017,160	59,014	561,892	2,024,119	156,829
Annually						
1945 (Sep-Dec)	715,552	131,430	g/	159,334	59,713	970,110
1946	1,502,559	2,093,897	15,810	168,955	821,806	1,481,908
1947	51,124	791,833	59,014	233,603	1,142,600	156,829
Quarterly						
1945 Sep (Only)	73,491	1,812	g/	4,479	8,433	543,184
Dec	642,061	129,618	g/	154,855	51,280	970,110
1946 Mar	159,234	421,871	369,643	100,195	87,865	941,284
Jun	322,793	928,389	152,565	14,898	198,060	1,051,119
Sep	542,484	563,567	229,728	23,541	333,969	1,236,093
Dec	478,048	180,070	15,810	30,321	201,912	1,481,908
Monthly						
1947 Jan	(251,073)	42,756	269,209	4,309	104,949	1,121,577
Feb	30,069	171,325	201,394	40,048	93,434	1,018,164
Mar	58,416	187,685	165,445	60,614	185,555	830,411
Apr	(4,746)	47,197	108,373	20,509	104,417	700,739
May	71,596	47,185	26,745	23,219	94,541	654,575
Jun	47,340	30,603	22,577	11,744	133,004	557,167
Jul	101,392	178,939	20,027	37,204	165,793	455,562
Aug	(1,207)	20,705	21,697	10,170	75,440	368,745
Sep	9,496	15,768	31,987	8,328	56,930	312,983
Oct	(2,713)	15,510	33,061	1,177	62,581	246,512
Nov	(3,004)	14,188	59,928	14,735	34,458	194,315
Dec	(4,442)	19,972	59,014	1,546	31,498	156,829

g/ In the case of Contractor Inventory, declarations are not made until delivery or scrap orders are received from the disposal agency.

Source: Deputy Chief of Air Staff/Material Office, Director of Procurement and Industrial Planning.

Table 448.-- DISPOSITION OF SURPLUS PROPERTY (EXCLUDING AIRCRAFT) IN CONTINENTAL US -- VALUE OF ITEMS DECLARED, DISPOSED AND PENDING ACTION, BY TYPE OF PROPERTY: SEP 1945 THROUGH DEC 1947 -- Continued

(Figures in parentheses are minus quantities.)

Year and Quarter or Month	Action by AAF			Action by Disposal Agency		
	Declared	Direct Disposition	Awaiting Action (End of Period)	Withdrawn by AAF	Delivery and Scrap Orders Received by AAF	Awaiting Delivery Orders (End of Period)
Non-Military Property d/						
Total	365,949	689,731	817	67,694	298,134	2,241
Annually						
1945 (Sep-Dec)	154,057	312,192	230,336	193	110,389	45,595
1946	204,740	364,682	2,620	67,498	180,283	2,554
1947	7,152	12,857	617	3	7,462	2,241
Quarterly						
1945 Sep (Only)	6,921	12,251	54,576	-	1,716	7,325
Dec	147,136	299,941	230,336	193	108,673	45,595
1946 Mar	167,705	309,120	30,222	17,279	125,469	70,552
Jun	29,551	38,512	12,614	49,870	44,506	5,727
Sep	6,531	13,888	1,908	349	8,977	2,932
Dec	953	3,162	2,620	-	1,331	2,554
Monthly						
1947 Jan	288	2,529	770	2	313	2,527
Feb	18	733	1,003	-	147	2,398
Mar	1,025	910	995	-	836	2,587
Apr	121	1,852	770	-	413	2,295
May	4,823	2,108	127	-	105	7,013
Jun	248	649	152	-	4,918	2,343
Jul	283	1,037	270	-	103	2,523
Aug	148	654	380	-	296	2,375
Sep	4	706	489	-	132	2,247
Oct	38	1,028	399	1	40	2,244
Nov	129	367	707	-	62	2,311
Dec	27	284	817	-	97	2,241
Contractor Inventory						
Total	369,246	1,245,043	e/	3	369,243	e/
Annually						
1945 (Sep-Dec)	121,266	390,373	360,819	3	121,263	-
1946	246,776	833,144	11,042	-	246,776	-
1947	1,204	21,526	e/	e/	1,204	e/
Quarterly						
1945 Sep (Only)	18,864	49,730	176,193	-	18,864	-
Dec	102,402	340,643	360,819	3	102,399	-
1946 Mar	167,323	612,045	133,730	-	167,323	-
Jun	60,049	168,541	45,354	-	60,049	-
Sep	15,089	35,246	15,522	-	15,089	-
Dec	4,315	17,312	11,042	-	4,315	-
1947 Jan	216	5,678	9,207	e/	216	e/
Feb	60	7,540	9,242	e/	60	e/
Mar	117	2,316	9,214	e/	117	e/
Apr	60	2,510	7,107	e/	60	e/
May	126	657	6,927	e/	126	e/
Jun	52	410	6,830	e/	52	e/
Jul	57	1,714	6,328	e/	57	e/
Aug	7	238	8,298	e/	7	e/
Sep	1	279	11,388	e/	1	e/
Oct	508	184	11,006	e/	508	e/
Nov	e/	e/	e/	e/	e/	e/
Dec	e/	e/	e/	e/	e/	e/

b/ The bulk of Military Property disposed of directly by the USAF is that turned over to salvage officers while the greater part of Contractor Inventory disposed of directly comprises sales to contractors.

c/ Not available.

d/ Industrial property in Government owned plants. Excludes real estate.

e/ Small amount of contractors inventory excluded. Data not available.

Table 149.-- MOTOR VEHICLE ACCIDENTS IN CONTINENTAL US, BY COMMAND: AUG 1946 THROUGH DEC 1947


Note.-- Mileages are in thousands of miles. Motor Vehicle Accident Rates represent the number of accidents per 100,000 miles operated. Overall Motor Vehicle Accident Rates exclude special purpose vehicle accident experience.

Year and Quarter	Accident by Type of Injury			Material Damage		Accident Experience By Vehicle Type													Motor Vehicle Accident Rate (Overall)		
	Total	Fatal	Non-Fatal	No Injury	Total Cost	Cost per Accident in Dollars	Passenger Cars			Trucks 1/4 to 3/4 Tons			Trucks (Other) and Busses			Motorcycles				Special Purpose Vehicles	
							Mile-age	Acci-dents	Rate	Mile-age	Acci-dents	Rate	Mile-age	Acci-dents	Rate	Mile-age	Acci-dents	Rate		Number	Acci-dents
1946-Total	2,389	17	248	2,124	190,935	79.72	11035.9	543	4.92	19944.4	679	3.40	19466.6	924	4.75	436.5	21	4.81	a/10,512	222	4.26
3rd Qtr	926	5	98	823	112,750	121.76	4648.1	212	4.56	7808.4	267	3.42	7535.6	354	4.70	150.1	12	7.99	c/ 9,710	81	4.19
PGC ..	22	1	1	20	1,290	58.64	81.1	4	4.93	294.6	7	2.38	336.9	8	2.39	7.0	1	14.28	410	2	2.78
AMC ..	246	-	27	219	10,330	41.99	1474.0	51	3.46	2595.7	58	2.23	2315.3	93	4.02	54.3	3	5.52	5,551	41	3.18
TAC ..	104	1	15	88	8,760	84.23	326.1	11	3.37	1334.4	50	3.75	862.0	32	3.71	14.0	2	14.29	1,124	9	3.74
SAC ..	144	1	14	129	7,740	53.75	1043.2	46	4.41	1096.9	47	4.28	1273.4	46	3.61	9.4	1	10.64	1,109	4	4.09
ADC ..	99	-	6	93	64,730	65.38	689.9	35	5.07	720.0	33	4.58	952.7	31	3.25	4.0	-	0.00	280	-	4.18
AU ..	20	-	2	18	380	19.00	61.6	4	6.49	190.1	3	1.58	135.9	11	8.09	1.0	-	0.00	231	2	4.63
ATC ..	69	1	14	54	9,460	13.71	391.4	29	7.41	499.4	15	3.00	356.0	17	4.77	3.6	-	0.00	271	8	4.88
TC ..	222	1	19	202	10,060	45.31	580.8	32	5.51	1077.3	54	5.01	1303.4	116	8.91	56.8	5	8.80	734	15	6.86
4th Qtr	1,463	12	150	1,301	78,185	53.44	6386.9	331	5.18	12136.0	412	3.39	11931.0	570	4.77	286.4	9	3.14	c/11,314	141	4.30
PGC ..	48	2	5	41	3,729	77.68	122.6	5	4.08	404.7	12	2.96	619.1	27	4.36	13.8	-	-	351	4	2.83
TAC ..	140	1	19	120	6,300	45.00	533.5	27	5.06	1780.9	57	3.20	1610.4	53	3.29	21.2	2	9.43	1,069	1	3.52
AMC ..	408	3	36	369	17,950	43.99	2229.8	91	4.08	3701.5	95	2.57	3270.3	148	4.52	80.1	2	2.50	6,238	72	3.62
TC ..	332	4	34	294	23,988	72.25	1101.9	51	4.63	2780.5	87	3.15	3055.0	155	5.07	72.9	4	5.49	1,467	35	4.10
ADC ..	112	-	8	104	8,399	74.99	856.0	41	4.79	876.8	32	3.65	720.2	35	4.86	53.0	-	-	488	4	4.31
AU ..	41	1	3	37	2,063	50.32	132.5	7	5.28	396.6	15	3.78	285.0	16	5.61	2.0	-	-	221	3	4.66
ATC ..	129	-	22	107	4,837	37.47	517.5	44	8.50	671.6	34	5.06	860.8	45	5.23	3.2	-	-	366	6	5.99
SAC ..	253	1	23	229	10,919	43.16	893.1	65	7.28	1543.4	80	5.18	1510.2	91	6.02	40.2	1	2.49	1,114	16	6.42
1947-Total	5,112	22	399	4,691	247,476	48.41	21406.0	975	4.55	40821.5	1505	3.69	40211.3	2091	5.20	1056.7	30	2.84	a/3,859	511	4.45
1st Qtr	1,550	5	111	1,434	65,356	34.22	5598.8	339	6.05	10512.0	451	4.29	10252.7	637	6.21	184.5	8	4.34	b/3,728	115	8.95
PGC ..	33	1	3	29	478	14.48	114.0	9	7.89	274.5	8	2.91	430.2	11	2.56	7.0	-	0.00	107	5	3.39
AMC ..	415	-	20	395	16,740	40.34	2071.0	81	3.91	3721.4	91	2.44	3172.7	176	5.55	56.1	5	8.91	1,987	62	3.91
SAC ..	155	-	16	139	8,000	51.61	543.1	41	8.38	1519.0	45	2.96	1187.1	60	5.05	20.1	1	4.97	326	8	4.57
TAC ..	192	1	17	174	11,090	57.76	515.9	34	6.59	1426.0	76	5.33	1516.9	69	4.55	10.0	-	0.00	308	13	5.16
AU ..	46	-	10	36	630	13.69	154.4	11	7.12	336.0	12	3.57	338.5	22	6.50	3.0	-	0.00	87	1	5.41
BFC ..	20	-	1	19	1,938	96.90	87.4	8	9.15	110.7	3	2.71	123.0	7	5.69	3.7	-	0.00	28	2	5.54
ADC ..	90	-	5	85	7,110	79.00	527.3	33	6.25	438.3	36	8.21	554.9	19	3.42	28.2	-	0.00	161	2	5.68
TC ..	441	2	29	410	15,980	36.23	1245.7	80	2.49	2095.4	134	6.39	2301.8	212	9.21	54.4	2	3.68	525	13	7.51
ATC ..	158	1	10	147	3,390	21.45	340.0	42	1.23	590.7	46	7.79	627.6	61	9.72	2.0	-	0.00	199	9	9.57

1947 (Contd)		2nd Qtr		3rd Qtr		4th Qtr		Total		Total		Total		Total		Total		Total		Total		
Total		1,226	5	91	1,130	62,697	51.14	5441.5	211	3.88	10848.7	348	3.21	10246.5	524	5.11	229.7	9	3.92	9/3,596	134	4.58
AAC	356	-	22	334	12,182	34.22	1962.4	50	2.55	3638.9	83	2.28	3118.4	150	4.81	53.3	3	5.63	1,865	70	3.26	
ADC	92	1	7	84	12,843	139.60	744.2	23	3.09	767.6	31	4.04	935.5	34	3.63	41.4	-	0.00	198	4	3.54	
PGC	38	1	10	27	1,676	44.11	97.8	6	6.13	355.1	8	2.25	547.6	23	4.20	8.8	1	11.36	129	-	3.76	
SAC	150	1	13	136	7,334	48.89	599.9	29	4.83	154.9	44	2.83	1398.5	65	4.65	35.9	1	2.78	377	11	3.87	
ATC	64	-	3	61	3,785	59.14	318.2	14	4.40	479.0	13	2.71	578.3	28	4.84	2.0	-	0.00	137	9	3.99	
AU	36	-	-	36	892	24.78	114.3	7	6.12	313.1	13	4.15	264.9	9	3.40	7.0	-	0.00	84	7	4.15	
TAC	153	1	15	137	8,133	53.16	416.1	21	5.05	1543.5	63	4.08	1018.3	50	4.91	25.1	1	3.98	284	18	4.49	
BFC	2	-	-	2	200	100.00	102.9	2	1.94	122.6	-	0.00	140.0	-	0.00	3.0	-	0.00	31	-	5.43	
TC	335	1	21	313	15,652	46.72	1085.7	59	5.43	2074.0	93	4.48	2245.0	165	7.35	53.2	3	5.64	491	15	5.86	
Total		1,088	6	83	999	49,911	45.87	5090.5	196	3.85	10029.3	309	3.08	9932.8	440	4.43	324.0	4	1.23	9/3,604	139	4.29
AAC	287	2	22	263	16,034	55.87	1768.5	45	2.54	2944.5	59	2.00	3076.9	100	3.25	59.3	1	1.69	1,949	82	2.61	
BFC	13	-	1	12	847	65.15	95.1	2	2.10	140.1	-	0.00	134.0	9	6.72	13.9	-	0.00	30	2	2.87	
ADC	82	1	10	71	10,747	131.06	716.9	22	3.07	976.0	29	2.97	955.7	30	3.14	49.0	-	0.00	194	1	3.00	
SAC	126	-	12	114	7,565	60.04	586.3	24	4.09	1424.8	50	3.51	1282.5	40	3.12	102.4	1	0.98	325	11	3.39	
AU	33	-	2	31	1,241	37.61	114.5	7	6.11	351.1	11	3.13	260.0	10	3.85	6.0	-	0.00	85	5	3.83	
ATC	68	-	8	60	2,332	34.29	321.7	10	3.11	584.2	27	5.58	539.6	19	3.52	9.5	-	0.00	112	12	3.85	
TAC	145	2	9	134	4,774	32.92	399.9	23	5.75	1401.2	43	3.07	1196.0	73	6.10	43.3	-	0.00	333	6	4.57	
PGC	48	-	3	45	620	12.92	108.2	9	8.32	351.3	10	2.85	563.2	28	4.97	7.0	-	0.00	97	1	4.66	
TC	286	1	16	269	5,751	20.11	979.4	54	5.51	1856.1	80	4.31	1924.9	131	6.80	33.6	2	5.95	479	19	5.57	
Total		1,248	6	114	1,128	69,512	55.70	5275.2	229	4.34	9431.5	397	4.21	9779.3	490	5.01	318.5	9	2.83	9/3,650	123	5.03
BFC	6	-	-	8	1,162	145.25	108.2	3	2.77	127.9	-	0.00	149.1	1	6.71	5.9	-	0.00	29	4	1.02	
AAC	306	2	34	270	14,080	47.01	1966.8	48	2.44	2726.1	81	2.97	2894.2	107	3.70	77.9	1	1.28	1,940	69	3.09	
AU	29	-	1	28	830	28.62	137.1	5	3.65	330.5	10	3.02	336.8	13	3.86	6.0	-	0.00	85	1	3.45	
TAC	116	-	8	108	5,941	51.22	429.4	27	6.29	1281.5	35	2.73	1098.2	42	3.82	14.2	2	14.08	295	10	3.75	
ATC	68	2	4	62	3,726	54.79	337.1	18	5.34	598.8	24	4.01	410.7	17	4.14	1.4	-	0.00	106	9	4.38	
PGC	49	-	7	42	1,704	34.78	111.7	9	8.06	366.9	14	3.82	561.9	25	4.45	0.9	-	0.00	188	1	4.70	
ADC	116	-	15	101	6,175	53.23	856.4	34	3.97	1080.3	36	3.33	1114.0	43	3.86	91.3	2	2.19	229	1	5.37	
SAC	245	1	18	226	25,645	104.67	610.3	35	5.73	1442.0	97	6.73	1512.5	105	6.94	95.2	1	1.05	332	7	6.50	
TC	311	1	27	283	10,249	32.95	718.2	50	6.96	1477.5	100	6.77	1701.9	137	8.05	25.7	3	11.67	446	21	7.14	

- a/ Quarterly average number of vehicles.
- b/ 1 August 1946 through 20 September 1946.
- c/ Quarterly average.
- d/ 21 September 1946 through 20 December 1946.
- e/ 21 December 1946 through 20 March 1947.
- f/ 21 March 1947 through 20 June 1947.
- g/ 21 June 1947 through 20 September 1947.
- h/ 21 September 1947 through 31 December 1947.

Source: DCS/PA, Ground Safety Division, Hq USAF.



PART VII

CIVILIAN COMPONENTS

CIVILIAN COMPONENTS INCLUDE THE AIR NATIONAL GUARD, WHICH IS THE RESERVE PART OF THE NATIONAL MILITARY ESTABLISHMENT THAT IS ADMINISTERED BY THE STATES, AND BY SOME TERRITORIES; THE ORGANIZED AIR RESERVE CORPS, WHICH CONSISTS OF PERSONNEL AND UNITS OF THE OFFICERS' RESERVE CORPS, THE ENLISTED RESERVE CORPS, AND THE ORGANIZED RESERVES; AND THE AIR RESERVE OFFICERS TRAINING CORPS, WHICH IS A MILITARY TRAINING ORGANIZATION AT CIVILIAN EDUCATIONAL INSTITUTIONS.

THIS ISSUE OF THE USAF STATISTICAL DIGEST PRESENTS, FOR THE FIRST TIME, DATA ON THE ACTIVITIES OF THE AIR NATIONAL GUARD, THE AIR RESERVE AND THE AIR RESERVE TRAINING CORPS.

INSOFAR AS INFORMATION HAS BECOME AVAILABLE, OVERALL CURRENT STATISTICS ON THE BASIC ACTIVITIES AND OPERATIONS OF THE AIR NATIONAL GUARD HAVE BEEN COLLECTED FOR PRESENTATION HEREIN. THE DATA COVER PERSONNEL STRENGTH AND NUMBER OF UNITS AT EACH AIR FORCE, CONSTITUTING THE AIR NATIONAL GUARD, AS OF NOVEMBER 1946 THROUGH DECEMBER 1947, AND THE NUMBER OF AIRPLANES ON HAND BY GEOGRAPHICAL LOCATION. COMPLETE INFORMATION ON UTILIZATION AND MAINTENANCE OF AIRPLANES IS NOT AVAILABLE, HOWEVER, FOR THE PERIOD MAY THROUGH DECEMBER 1947, QUALIFIED DATA ON THE NUMBER OF FLYING HOURS PER AIRPLANES ON HAND AND IN COMMISSION, BY TYPE AND MODEL OF AIRPLANE, ARE PRESENTED.

OVERALL CURRENT STATISTICAL FACTS RELATIVE TO THE AIR RESERVE, AS PRESENTED IN THE FOLLOWING TABLES, INCLUDE: THE NUMBER OF AIR RESERVE ORGANIZATIONS ACTIVATED IN THE PERIOD - DECEMBER 1946 THROUGH DECEMBER 1947; AND THE STATUS OF AIR RESERVE BASE UNITS AT THEIR GEOGRAPHICAL LOCATION; OFFICER AND ENLISTED PERSONNEL, BY SPECIALTY GROUPS, IN BOTH CONTINENTAL US AND OUTSIDE THE CONTINENTAL LIMITS. A FURTHER BREAKDOWN OF PERSONNEL STRENGTH BY PERMANENT PARTY IS ALSO PROVIDED HEREIN.

THE AIR RESERVE TRAINING PROGRAM HAS BEEN ACTIVE SINCE WORLD WAR II. THE DATA IN THIS ISSUE OF THE STATISTICAL DIGEST COVER TRAINING ACTIVITIES FROM 1 SEPTEMBER 1946 THROUGH DECEMBER 1947, ANNOTATED AS TO THE PERCENT OF COVERAGE. OFFICER AND ENLISTED ENROLLED AND RECEIVING TRAINING AND THE NUMBER OF RESERVE PILOT HOURS FLOWN AT EACH AIR FORCE IS SHOWN FOR THE ENTIRE PERIOD. AS OF 1 JULY 1947, THE STATISTICAL REPORTING PROCEDURES HAD DEVELOPED TO THE EXTENT THAT SUMMARY STATISTICS WERE AVAILABLE ON THE NUMBER OF PERSONNEL QUALIFIED TO RECEIVE TRAINING. THE DATA, THEREFORE, HAVE BEEN EXPANDED TO INCLUDE THIS INFORMATION, AS OF THAT DATE.

INFORMATION IS ALSO PRESENTED ON UTILIZATION AND MAINTENANCE OF USAF AIRPLANES BY RE-SERVISTS AND NUMBER OF ACCIDENTS BY AIR RESERVE PILOTS, AS WELL AS AIRCRAFT HOURS FLOWN BY AIR RESERVE PILOTS ON INACTIVE DUTY STATUS. THE DATA ALSO REFLECTS THE NUMBER OF AIRPLANES ON HAND BY TYPE AND MODEL AT EACH AIR FORCE.

THE AIR RESERVE OFFICERS' TRAINING CORPS WAS ESTABLISHED TO GIVE MILITARY TRAINING AND TO QUALIFY SELECTED STUDENTS FOR APPOINTMENTS AS RESERVE OFFICERS. DETAILED STATISTICS ARE PRESENTED ON ENROLLMENT IN THE AIR RESERVE OFFICERS' TRAINING CORPS, AS OF THE BEGINNING OF THE SCHOOL YEAR 1946-1947, WHICH SHOW THE INSTITUTIONS AT WHICH AIR RESERVE OFFICERS' TRAINING CORPS ARE ESTABLISHED AND THE NUMBER OF BASIC AND ADVANCED ENROLLEES AT EACH INSTITUTION. THIS INFORMATION IS ANNOTATED AS TO TYPES OF INSTRUCTION COURSES IN WHICH ENROLLEES ARE RECEIVING TRAINING.

IN THE CIVILIAN COMPONENTS SECTION THERE IS ALSO INCLUDED A TABLE ON DIRECT FUNDING FOR EACH OF ITS COMPONENTS, THE AIR NATIONAL GUARD, THE AIR ORGANIZED RESERVE AND THE AIR RESERVE OFFICERS' TRAINING CORPS.

Table 150.-- NATIONAL GUARD PERSONNEL STRENGTH AND NUMBER OF UNITS: AUTHORIZED, SEP 1947;
ACTUAL, NOV 1946 THROUGH DEC 1947

(Figures in parentheses show Warrant Officers and are included in open column figures as well as totals.)

Location	September 1947		1946									
	Allotted		November					December				
	No. of Units	Authorized Strength	a/ Units	Total	Officers and Warrant Officers		Enlisted Personnel	a/ Units	Total	Officers and Warrant Officers		Enlisted Personnel
					Rated	Non-Rated				Rated	Non-Rated	
<u>Continental US</u>												
<u>Total</u>	<u>514</u>	<u>57,946</u>	<u>143</u>	<u>b/3,080</u>	<u>728</u>	<u>246</u>	<u>2,041</u>	<u>171</u>	<u>c/3,824</u>	<u>872</u>	<u>296</u>	<u>2,571</u>
<u>First Air Force</u>												
Connecticut	7	1,020	5	147	19	31	97	5	131	19	31	81
Delaware	4	353	4	60	15	(1) 1	44	4	67	15	(1) 1	51
Maine	6	615	-	-	-	-	-	-	-	-	-	-
Massachusetts	18	1,883	8	216	g/	g/	151	8	216	g/	g/	151
New Hampshire	4	353	-	-	-	-	-	-	-	-	-	-
New Jersey	10	968	1	16	7	2	7	1	18	8	2	8
New York	39	4,536	-	-	-	-	-	-	-	-	-	-
Rhode Island	5	744	-	-	-	-	-	-	-	-	-	-
Vermont	4	353	4	128	36	4	88	4	136	35	4	97
<u>Second Air Force</u>												
Colorado	16	2,326	6	254	63	23	168	8	269	67	25	177
Illinois	26	2,637	1	49	13	5	31	1	55	12	6	37
Iowa	11	1,373	5	106	26	4	76	9	171	37	8	126
Kansas	4	353	4	94	23	(1) 9	62	4	101	23	(1) 9	69
Michigan	16	1,834	5	87	25	7	55	5	77	26	4	47
Minnesota	11	1,359	3	68	12	4	52	3	70	12	5	53
Missouri	18	1,870	13	391	79	(1) 32	280	13	389	76	(1) 31	282
Nebraska	4	353	4	89	15	6	68	4	82	16	5	61
North Dakota	4	353	-	-	-	-	-	-	-	-	-	-
South Dakota	4	353	3	69	9	5	55	3	72	9	5	58
Wisconsin	11	1,373	-	-	-	-	-	-	-	-	-	-
Wyoming	4	353	4	94	29	8	57	4	102	28	8	66
<u>Fourth Air Force</u>												
Arizona	4	353	-	-	-	-	-	4	59	16	0	43
California	41	5,562	16	394	125	21	248	16	413	125	20	268
Idaho	4	353	4	63	24	1	38	4	94	23	1	70
Montana	4	353	-	-	-	-	-	-	-	-	-	-
Nevada	4	353	-	-	-	-	-	-	-	-	-	-
Oregon	8	1,141	7	159	33	25	101	7	174	31	28	115
Utah	4	353	4	56	15	5	36	4	59	15	5	39
Washington	12	1,538	-	-	-	-	-	-	-	-	-	-
<u>Tenth Air Force</u>												
Arkansas	4	353	4	93	19	4	70	4	98	19	4	75
Louisiana	5	731	-	-	-	-	-	4	-	-	-	-
New Mexico	4	353	-	-	-	-	-	-	-	-	-	-
Oklahoma	10	968	-	-	-	-	-	-	-	-	-	-
Texas	23	2,641	-	35	5	11	19	-	35	5	11	19
<u>Eleventh Air Force</u>												
Dist. of Columbia	7	1,020	7	132	45	(1) 21	66	7	136	45	(1) 21	70
Indiana	11	1,359	-	-	-	-	-	1	22	5	4	13
Kentucky	6	615	-	-	-	-	-	-	-	-	-	-
Maryland	4	353	1	31	17	-	14	1	39	25	0	14
Ohio	27	2,981	-	-	-	-	-	4	55	g/	g/	35
Pennsylvania	34	3,778	-	-	-	-	-	-	-	-	-	-
Virginia	4	353	-	-	-	-	-	-	-	-	-	-
West Virginia	4	353	-	-	-	-	-	-	-	-	-	-
<u>Fourteenth Air Force</u>												
Alabama	11	1,346	5	76	22	3	51	5	87	22	3	62
Florida	4	353	-	-	-	-	-	-	-	-	-	-
Georgia	18	1,883	17	-	-	-	-	18	345	92	(2) 36	217
Mississippi	4	353	4	80	23	7	50	4	90	23	7	60
North Carolina	5	758	-	-	-	-	-	-	-	-	-	-
South Carolina	4	353	-	-	-	-	-	4	50	12	2	36
Tennessee	10	968	-	-	-	-	-	4	-	-	-	-
<u>Outside US</u>												
Alaska	-	-	-	-	-	-	-	-	-	-	-	-
Hawaii	4	353	4	93	29	7	57	4	112	31	10	71
Puerto Rico	4	353	-	-	-	-	-	-	-	-	-	-

a/ Based on effective date.

b/ Includes 65 officers for which neither rated nor non-rated break is available.

c/ Not available. Combined figures of rated and non-rated included in total.

g/ Includes 85 officers for which neither rated nor non-rated break is available.

Source: National Guard Bureau, Aviation Group.

Table 150.-- NATIONAL GUARD PERSONNEL STRENGTH AND NUMBER OF UNITS:

(Figures in parentheses show Warrant Officers and are

Line Number	Location	1947														
		January					February					March				
		a/ Units	Total	Officers and Warrant Officers		Enlisted Personnel	a/ Units	Total	Officers and Warrant Officers		Enlisted Personnel	a/ Units	Total	Officers and Warrant Officers		Enlisted Personnel
				Rated	Non-Rated				Rated	Non-Rated				Rated	Non-Rated	
1	<u>Continental US</u>															
	<u>Total</u>	196	2,821	1,081	451	1,269	2,467	1,239	506	4,069	254	1,461	1,483	599	5,136	
2	<u>First Air Force</u>															
3	Connecticut . . .	6	184	18	49	117	6	211	27	38	146	6	216	28	37	151
4	Delaware	4	78	23	(1) 2	53	4	78	23	(1) 2	53	4	87	25	(1) 2	60
5	Maine	-	-	-	-	-	6	119	g/	g/	75	6	132	29	19	84
6	Massachusetts . .	9	280	40	57	183	13	364	65	58	241	13	405	71	(1) 63	271
7	New Hampshire . .	-	-	-	-	-	-	-	-	-	-	-	-	-	-	-
8	New Jersey	5	98	27	10	61	5	110	27	10	73	5	120	29	10	81
9	New York	-	-	-	-	-	4	116	g/	g/	74	5	158	45	(1) 27	86
10	Rhode Island . . .	-	-	-	-	-	-	-	-	-	-	-	-	-	-	-
11	Vermont	4	145	35	4	106	4	151	34	4	113	4	145	32	4	109
12	<u>Second Air Force</u>															
13	Colorado	8	269	67	25	177	8	265	61	44	160	9	289	77	34	178
14	Illinois	5	95	27	10	58	5	100	25	9	66	5	128	31	14	83
15	Iowa	9	188	37	8	143	9	239	40	9	190	9	254	47	8	199
16	Kansas	4	108	23	(1) 8	77	4	129	23	(1) 8	98	4	134	22	(1) 6	106
17	Michigan	5	86	25	5	56	5	114	29	8	77	5	132	29	8	95
18	Minnesota	3	75	12	5	58	3	108	12	5	91	5	169	34	(1) 18	117
19	Missouri	13	440	93	(1) 42	305	13	469	97	(1) 47	325	13	482	93	(1) 47	342
20	Nebraska	4	93	14	6	73	4	101	14	12	75	4	133	18	8	107
21	North Dakota . . .	4	66	17	5	44	4	98	19	5	74	4	117	27	4	86
22	South Dakota . . .	3	72	9	5	58	3	93	30	5	58	3	109	36	(1) 8	65
23	Wisconsin	-	-	-	-	-	-	-	-	-	-	-	-	-	-	-
24	Wyoming	4	115	31	10	74	4	121	31	9	81	4	130	29	9	92
25	<u>Fourth Air Force</u>															
26	Arizona	4	58	15	-	43	4	69	15	-	54	4	80	22	1	57
27	California	16	491	148	23	320	16	529	162	24	343	17	575	171	23	381
28	Idaho	4	97	23	1	73	4	103	23	1	79	4	112	23	1	88
29	Montana	-	-	-	-	-	-	-	-	-	-	-	-	-	-	-
30	Nevada	-	-	-	-	-	-	-	-	-	-	-	-	-	-	-
31	Oregon	7	205	31	(1) 30	144	7	219	30	(1) 30	159	7	223	35	(2) 34	154
32	Utah	4	70	17	5	48	4	81	17	(1) 6	58	4	108	22	(1) 9	77
33	Washington	-	-	-	-	-	4	72	g/	g/	53	4	85	g/	g/	66
34	<u>Tenth Air Force</u>															
35	Arkansas	4	124	22	5	97	4	132	22	4	106	4	138	22	4	112
36	Louisiana	4	-	-	-	-	4	56	8	6	42	4	68	11	6	51
37	New Mexico	-	-	-	-	-	-	-	-	-	-	-	-	-	-	-
38	Oklahoma	-	-	-	-	-	9	-	-	-	9	239	g/	g/	185	
39	Texas	1	64	16	23	25	9	147	59	(1) 33	55	9	168	58	(1) 33	77
40	<u>Eleventh Air Force</u>															
41	Dist. of Columbia	7	188	50	(1) 26	112	7	206	53	(1) 27	126	7	234	56	(1) 30	148
42	Indiana	1	23	5	4	14	1	25	6	4	15	1	47	7	4	36
43	Kentucky	-	-	-	-	-	3	-	-	-	3	103	g/	g/	55	
44	Maryland	4	43	25	0	18	4	86	28	5	53	4	105	32	6	67
45	Ohio	9	75	g/	g/	55	9	75	g/	g/	55	9	260	g/	g/	138
46	Pennsylvania . . .	2	66	2	23	41	5	80	2	23	55	5	160	20	30	110
47	Virginia	-	-	-	-	-	-	-	-	-	-	-	-	-	-	-
48	West Virginia . . .	-	-	-	-	-	-	-	-	-	3	61	17	3	41	
49	<u>Fourteenth Air Force</u>															
50	Alabama	5	116	24	6	86	5	136	28	6	102	5	148	29	5	114
51	Florida	-	-	-	-	-	4	46	8	6	32	4	54	4	10	40
52	Georgia	18	422	107	(2) 37	278	18	475	125	(1) 42	308	18	539	127	(1) 39	373
53	Mississippi	4	92	23	7	62	4	104	21	7	76	4	127	25	8	94
54	North Carolina . .	-	-	-	-	-	-	-	-	-	-	-	-	-	-	-
55	South Carolina . .	4	63	12	2	49	4	75	12	2	61	4	80	13	4	63
56	Tennessee	4	94	25	2	67	9	94	25	2	67	9	258	47	19	192
57	<u>Outside US</u>															
58	Alaska	-	-	-	-	-	-	-	-	-	-	-	-	-	-	-
59	Hawaii	4	138	38	6	94	4	143	38	5	100	4	149	40	4	105
60	Puerto Rico	-	-	-	-	-	-	-	-	-	-	-	-	-	-	-

g/ Includes 20 officers for which neither rated nor non-rated break is available.
 // Includes 125 officers for which neither rated nor non-rated break is available.
 / Includes 243 officers for which neither rated nor non-rated break is available.

AUTHORIZED, SEP 1947; ACTUAL, NOV 1946 THROUGH DEC 1947 -- Continued

included in open column figures as well as totals.)

1947 (Continued)														Line Number	
April					May					June					
B/ Units	Total	Officers and Warrant Officers		Enlisted Personnel	B/ Units	Total	Officers and Warrant Officers		Enlisted Personnel	B/ Units	Total	Officers and Warrant Officers			Enlisted Personnel
		Rated	Non-Rated				Rated	Non-Rated				Rated	Non-Rated		
264	b/B.488	1,586	677	2,942	264	9,288	1,910	765	6,613	290	1/10,087	1,947	798	7,229	1
7	252	28	(2) 56	168	7	266	29	(2) 57	180	7	272	32	(2) 54	186	2
4	97	25	(1) 3	69	4	129	26	(1) 3	100	4	136	27	(1) 3	106	3
6	170	29	43	98	6	170	47	24	99	6	184	47	25	112	4
14	468	88	(1) 57	323	14	518	100	(1) 57	361	14	562	103	(1) 72	387	5
2	-	-	-	-	2	55	13	2	40	4	59	13	3	43	6
5	136	41	12	83	5	155	43	11	101	5	163	41	12	110	7
5	165	44	(1) 28	93	5	188	51	(1) 33	104	10	294	72	(1) 43	179	8
-	-	-	-	-	-	-	-	-	-	-	-	-	-	-	9
4	163	35	5	123	4	165	35	6	124	4	164	36	7	121	10
-	-	-	-	-	-	-	-	-	-	-	-	-	-	-	11
-	-	-	-	-	-	-	-	-	-	-	-	-	-	-	12
10	389	80	44	265	10	403	77	45	281	10	416	83	51	282	13
5	145	27	17	101	5	168	26	22	120	10	274	44	25	205	14
9	270	51	8	211	9	332	56	9	267	9	357	62	13	282	15
4	146	23	(1) 7	116	4	163	33	(1) 12	118	4	166	32	(1) 12	122	16
5	149	30	7	112	5	150	28	8	114	5	173	31	15	127	17
5	189	34	(1) 18	137	5	208	45	(1) 18	145	5	218	44	(1) 18	156	18
14	504	106	(1) 43	355	14	535	103	(1) 43	389	14	559	101	42	416	19
4	146	18	10	118	4	159	18	10	131	4	162	17	10	135	20
4	127	27	4	96	4	141	27	4	110	4	145	27	4	114	21
3	114	36	(1) 8	70	3	127	36	(1) 8	83	4	138	36	(1) 9	93	22
-	-	-	-	-	-	-	-	-	-	4	45	g/	g/	32	23
4	134	30	(1) 9	95	4	147	32	(1) 9	106	4	170	32	5-	133	24
-	-	-	-	-	-	-	-	-	-	-	-	-	-	-	25
4	94	31	1	62	4	98	31	1	66	4	96	28	2	66	26
18	652	173	(1) 25	454	18	700	170	(1) 26	504	18	737	164	(2) 25	548	27
4	136	39	1	96	4	137	39	1	97	4	147	38	1	108	28
-	-	-	-	-	-	-	-	-	-	4	-	-	-	-	29
-	-	-	-	-	-	-	-	-	-	-	-	-	-	-	30
7	268	35	(2) 42	191	7	287	37	(2) 36	214	7	310	38	(2) 34	238	31
4	123	24	(1) 9	90	4	132	30	(1) 9	93	4	135	32	(1) 9	94	32
4	90	g/	g/	72	4	101	13	10	78	4	117	18	11	88	33
-	-	-	-	-	-	-	-	-	-	-	-	-	-	-	34
4	167	30	4	133	4	174	35	6	133	4	182	35	6	141	35
4	84	11	7	66	4	92	12	8	72	4	96	12	8	76	36
-	-	-	-	-	-	-	-	-	-	-	-	-	-	-	37
9	336	g/	g/	235	9	335	58	(1) 38	239	9	339	55	(1) 32	252	38
9	217	61	(1) 29	127	9	236	62	(1) 33	140	9	238	63	(1) 31	144	39
-	-	-	-	-	-	-	-	-	-	-	-	-	-	-	40
7	246	52	(1) 39	155	7	265	54	(1) 34	177	7	283	56	(2) 35	192	41
4	82	22	8	52	4	90	24	8	58	4	101	25	9	67	42
3	115	g/	g/	63	3	116	37	13	66	3	122	38	13	71	43
4	117	33	5	79	4	135	34	6	95	4	162	36	6	120	44
9	280	g/	g/	168	9	299	92	24	183	9	246	76	8	162	45
5	176	20	30	126	5	207	24	32	151	6	248	23	37	188	46
-	-	-	-	-	-	-	-	-	-	3	-	-	-	-	47
3	72	17	3	52	3	87	17	7	63	4	96	17	7	72	48
-	-	-	-	-	-	-	-	-	-	-	-	-	-	-	49
5	161	29	7	125	5	169	34	8	127	5	170	34	8	128	50
4	59	7	7	45	4	65	9	5	51	4	88	10	5	73	51
18	604	126	(1) 42	436	18	694	134	(1) 45	515	18	771	134	(1) 45	592	52
4	139	29	(1) 9	101	4	147	29	(1) 8	110	4	156	25	(1) 9	122	53
-	-	-	-	-	-	-	-	-	-	-	-	-	-	-	54
4	85	9	5	71	4	96	10	4	82	4	119	16	7	96	55
9	266	47	20	199	9	292	59	20	213	9	305	56	21	228	56
-	-	-	-	-	-	-	-	-	-	-	-	-	-	-	57
-	-	-	-	-	-	-	-	-	-	-	-	-	-	-	58
4	155	39	5	111	4	155	40	2	113	4	166	38	6	122	59
-	-	-	-	-	-	-	-	-	-	-	-	-	-	-	60

h/ Includes 283 officers for which neither rated nor non-rated break is available.

i/ Includes 13 officers for which neither rated nor non-rated break is available.

Table 150.-- NATIONAL GUARD PERSONNEL STRENGTH AND NUMBER OF UNITS:

(Figures in parentheses show Warrant Officers and are

Line Number	Location	1947															
		July					August					September					
		Units	Total	Officers and Warrant Officers		Enlisted Personnel	Units	Total	Officers and Warrant Officers		Enlisted Personnel	Units	Total	Officers and Warrant Officers		Enlisted Personnel	
				Rated	Non-Rated				Rated	Non-Rated				Rated	Non-Rated		
1	Continental US																
	Total	298	10,918	1,961	787	8,119	300	11,686	2,042	821	8,823	304	12,984	2,087	875	10,622	
2	First Air Force																
3	Connecticut . . .	7	286	35	(1)50	201	7	310	35	(1)44	231	7	350	37	(1)49	264	
4	Delaware	4	141	28	(1)3	110	4	161	30	(1)5	126	4	181	29	(1)4	148	
5	Maine	6	205	46	23	136	6	214	49	27	138	6	259	46	26	187	
6	Massachusetts . .	14	593	103	(1)81	409	14	646	109	(1)80	457	14	715	105	(1)79	531	
7	New Hampshire . .	4	70	14	2	54	4	82	15	3	64	4	97	17	3	77	
8	New Jersey	5	195	42	11	142	5	202	41	12	149	5	209	42	10	157	
9	New York	10	276	51	(1)31	194	10	280	51	(1)30	199	10	299	51	(1)31	217	
10	Rhode Island . . .	-	-	-	-	-	-	-	-	-	-	-	-	-	-	-	
11	Vermont	4	182	34	8	140	4	195	37	6	152	4	216	33	7	176	
12	Second Air Force																
13	Colorado	10	436	81	46	309	10	482	82	46	354	10	498	77	43	378	
14	Illinois	10	299	47	28	224	11	335	46	34	252	11	387	47	35	305	
15	Iowa	9	330	63	8	259	9	374	59	9	306	9	403	73	7	323	
16	Kansas	4	166	31	(1)12	123	4	186	31	(1)10	145	4	202	29	(1)12	161	
17	Michigan	5	171	32	14	125	5	169	30	14	125	8	246	50	16	180	
18	Minnesota	5	212	33	(1)13	166	6	214	34	(1)15	165	6	259	43	(1)20	196	
19	Missouri	14	606	97	(1)43	466	14	651	97	(1)39	515	14	713	91	(1)45	577	
20	Nebraska	4	171	24	10	137	4	181	26	9	146	4	194	24	11	159	
21	North Dakota . . .	4	160	33	4	123	4	165	33	4	128	4	175	33	5	137	
22	South Dakota . . .	4	138	33	(1)9	96	4	141	34	(1)8	99	4	160	37	(1)10	113	
23	Wisconsin	4	50	g/	g/	34	4	92	11	14	67	4	113	11	14	88	
24	Wyoming	4	183	35	5	143	4	175	35	4	136	4	180	33	4	143	
25	Fourth Air Force																
26	Arizona	4	109	35	1	73	4	126	36	1	89	4	139	37	1	101	
27	California	18	746	172	(2)27	547	18	759	162	(2)30	567	18	797	161	(4)34	602	
28	Idaho	4	180	38	0	142	4	182	36	3	143	4	185	29	3	153	
29	Montana	4	97	29	5	63	4	87	29	5	53	4	93	28	4	61	
30	Nevada	-	-	-	-	-	-	-	-	-	-	-	-	-	-	-	
31	Oregon	7	322	38	(2)35	249	7	330	38	(2)32	260	7	344	42	(2)33	269	
32	Utah	4	139	32	(1)9	98	4	158	33	(1)9	116	4	173	32	(1)11	130	
33	Washington	4	127	18	11	98	4	138	23	11	104	4	145	27	10	108	
34	Tenth Air Force																
35	Arkansas	4	194	34	7	153	4	209	34	7	168	4	254	34	7	213	
36	Louisiana	4	103	12	8	83	4	120	12	9	99	4	112	14	9	89	
37	New Mexico	4	66	g/	g/	49	4	73	13	(1)4	56	4	135	26	(1)6	103	
38	Oklahoma	9	344	50	(1)28	266	9	359	62	(1)31	266	9	391	57	(1)35	299	
39	Texas	10	252	58	(2)25	169	10	267	56	(1)24	187	10	312	59	(1)30	223	
40	Eleventh Air Force																
41	Dist. of Columbia .	7	285	54	(2)35	196	7	298	55	(2)37	206	7	325	54	(2)37	234	
42	Indiana	6	156	29	(1)18	109	6	176	32	(1)21	123	6	180	37	(2)25	118	
43	Kentucky	4	115	34	10	71	4	130	35	10	85	5	146	32	10	104	
44	Maryland	4	179	37	7	135	4	173	36	6	131	4	175	34	6	135	
45	Ohio	9	259	76	9	174	9	279	80	(1)9	190	9	315	79	(1)10	226	
46	Pennsylvania	6	265	23	40	202	6	264	23	40	201	6	290	25	46	219	
47	Virginia	3	76	g/	g/	58	3	91	13	6	72	3	96	16	3	77	
48	West Virginia . . .	4	105	17	9	79	4	117	17	9	91	4	135	17	9	109	
49	Fourteenth Air Force																
50	Alabama	5	189	34	8	147	5	221	35	8	178	5	270	40	13	217	
51	Florida	4	94	8	5	81	4	119	20	6	93	4	154	20	7	127	
52	Georgia	18	863	136	(1)46	681	18	916	141	(1)46	729	18	1,003	143	(1)47	813	
53	Mississippi	4	162	29	(1)9	124	4	155	22	(1)5	128	4	186	20	(1)6	160	
54	North Carolina . . .	-	-	-	-	-	-	-	-	-	-	-	-	-	-	-	
55	South Carolina . . .	4	125	16	7	102	4	155	22	8	125	4	154	21	8	125	
56	Tennessee	9	321	58	18	245	9	337	54	23	260	9	418	56	25	337	
57	Outside US																
58	Alaska	-	-	-	-	-	-	-	-	-	-	-	-	-	-	-	
59	Hawaii	4	175	32	(1)9	134	4	194	38	(1)8	148	4	201	39	(1)9	153	
60	Puerto Rico	-	-	-	-	-	-	-	-	-	-	-	-	-	-	-	

1/ Includes 51 officers for which neither rated nor non-rated break is available.

Table 152.-- AIRPLANES ON HAND IN THE AIR NATIONAL GUARD, BY TYPE AND MODEL OF AIRPLANE: SEP 1946 TO DEC 1947

(Figures are as of end of month)

Type and Model	1946				1947											
	Sep	Oct	Nov	Dec	Jan	Feb	Mar	Apr	May	Jun	Jul	Aug	Sep	Oct	Nov	Dec
Total	6	82	136	200	345	691	864	1146	1335	1511	1676	1771	1835	1896	1908	1915
Continental US-Total	6	82	136	200	345	691	864	1142	1329	1501	1661	1751	1813	1874	1885	1889
Bomber	-	-	-	-	10	29	46	95	156	206	231	258	281	294	306	306
A-26	-	-	-	-	10	29	46	95	156	206	231	258	281	294	306	306
Fighter-Total	-	11	22	52	155	417	530	740	851	971	1035	1082	1131	1139	1138	1137
P-47	-	-	-	-	11	61	100	193	236	341	366	406	420	420	418	419
P-51	-	11	22	52	144	356	430	547	615	630	669	676	681	719	720	718
Transport-Total	1	2	1	2	14	45	68	72	73	73	89	99	99	109	111	110
C-45	-	1	-	1	1	1	1	1	2	2	2	2	2	2	2	2
C-47, C-46	1	1	1	2	13	44	67	71	71	71	87	97	97	107	109	108
Trainer-Total	4	63	88	111	120	138	145	158	168	172	228	236	260	260	260	265
AT-6	4	61	86	106	111	124	125	129	132	135	190	198	223	223	223	228
AT-11	-	2	2	5	9	14	20	29	36	37	38	38	37	37	37	37
Communications-Total	1	6	15	34	46	62	75	77	81	79	78	76	72	72	70	71
L-5	1	6	15	34	46	62	75	77	81	79	78	74	70	70	68	69
L-17	-	-	-	-	-	-	-	-	-	-	-	2	2	2	2	2
Overseas-Total	-	-	-	-	-	-	-	4	6	10	15	20	22	22	23	26
Bomber	-	-	-	-	-	-	-	4	4	4	4	4	4	4	4	4
A-26	-	-	-	-	-	-	-	4	4	4	4	4	4	4	4	4
Fighter	-	-	-	-	-	-	-	-	1	1	5	10	11	11	11	13
P-47	-	-	-	-	-	-	-	-	1	1	5	10	11	11	11	13
Transport	-	-	-	-	-	-	-	-	-	1	1	1	2	2	3	3
C-47, C-46	-	-	-	-	-	-	-	-	-	1	1	1	2	2	3	3
Trainer	-	-	-	-	-	-	-	-	1	2	3	3	3	3	3	4
AT-6	-	-	-	-	-	-	-	-	1	2	3	3	3	3	3	4
Communications	-	-	-	-	-	-	-	-	-	2	2	2	2	2	2	2
L-5	-	-	-	-	-	-	-	-	-	2	2	2	2	2	2	2

Table 153.-- UTILIZATION AND MAINTENANCE OF AIR NATIONAL GUARD

Line No.	Air Force Area and State or Territory	Hours Flown During month								Average Number of			
		May	Jun	Jul	Aug	Sep	Oct	Nov	Dec	May	Jun	Jul	Aug
1	Total a/	10,584	10,736	11,727	12,291	13,664	11,439	11,238	11,009	1135	1313	1502	1676
2	Continental US	10,491	10,578	11,575	12,160	13,599	11,439	11,089	11,009	1128	1303	1489	1653
3	First AF-Total	1,095	1,120	1,392	1,848	2,409	1,245	1,387	1,228	138	163	201	285
4	Connecticut	249	-	213	246	396	224	265	158	25	-	25	31
5	Delaware	181	179	187	166	-	-	-	106	25	28	28	28
6	Maine	156	163	212	231	426	244	183	143	5	18	26	34
7	Massachusetts	187	251	265	398	435	323	389	166	29	32	36	63
8	New Hampshire	16	70	52	40	121	171	109	77	2	31	33	34
9	New Jersey	159	252	-	162	516	99	149	161	33	35	-	33
10	New York	147	205	168	228	318	184	292	235	19	19	21	21
11	Rhode Island	-	-	-	-	-	-	-	-	-	-	-	-
12	Vermont	-	-	295	377	197	-	-	182	-	-	32	37
13	Second AF-Total	3,165	3,124	3,195	3,137	2,851	2,834	2,512	2,729	250	348	445	464
14	Colorado	268	271	115	80	108	83	117	34	29	33	34	39
15	Illinois	213	297	199	235	479	353	297	343	14	23	35	39
16	Iowa	328	435	438	510	374	355	358	262	64	68	71	72
17	Kansas	318	290	287	519	118	215	141	166	34	33	35	41
18	Michigan	-	-	203	283	232	317	295	222	-	-	23	29
19	Minnesota	437	349	346	269	294	228	172	212	33	34	36	36
20	Missouri	569	365	688	483	500	433	410	350	52	58	61	66
21	Nebraska	264	198	171	240	160	113	138	284	34	34	36	34
22	North Dakota	107	-	171	161	204	217	119	186	30	-	36	36
23	South Dakota	347	509	232	219	182	215	123	393	30	34	36	36
24	Wisconsin	-	-	54	-	-	130	169	118	-	-	6	-
25	Wyoming	314	410	291	138	200	175	173	119	30	31	36	36
26	Fourth AF-Total	2,561	2,187	2,357	2,340	3,220	2,114	2,255	2,233	232	233	216	251
27	Arizona	236	285	211	177	300	271	265	339	31	32	33	33
28	California	999	524	1,431	1,090	996	1,091	1,285	1,157	91	61	100	98
29	Idaho	395	222	-	271	236	328	245	262	32	34	-	34
30	Montana	15	38	194	147	300	161	108	103	1	3	9	11
31	Nevada	None	-	-	-	-	-	-	-	-	-	-	-
32	Oregon	283	348	322	406	277	88	160	153	16	37	39	41
33	Utah	387	370	-	-	905	-	-	109	32	34	-	-
34	Washington	246	400	199	249	256	175	192	110	29	32	35	34
35	Tenth AF-Total	927	1,127	939	1,330	1,079	1,075	1,068	1,190	98	115	105	154
36	Arkansas	344	405	-	320	-	231	209	262	34	35	-	36
37	Louisiana	206	225	203	174	237	-	159	178	12	11	13	13
38	New Mexico	31	32	-	42	72	149	161	240	2	2	-	10
39	Oklahoma	320	314	418	514	468	354	293	357	46	57	67	68
40	Texas	36	151	318	280	302	341	246	153	4	10	25	27
41	Eleventh AF-Total	1,013	1,140	1,707	1,717	1,407	1,846	1,538	1,633	139	212	265	234
42	District of Columbia	349	307	401	-	-	242	334	313	38	41	44	-
43	Indiana	-	37	102	175	366	308	320	156	-	18	18	19
44	Kentucky	-	-	248	237	301	163	-	89	-	-	33	35
45	Maryland	227	268	352	291	254	303	199	271	26	34	38	38
46	Ohio	379	365	374	635	315	374	369	324	29	75	65	67
47	Pennsylvania	52	110	200	279	114	188	102	236	45	41	40	42
48	Virginia	6	9	20	-	12	107	122	146	1	1	8	11
49	West Virginia	-	44	10	100	45	111	92	98	-	2	19	22
50	Fourteenth AF-Total	1,720	1,880	1,985	1,788	2,633	2,325	2,329	1,996	171	232	257	267
51	Alabama	346	251	266	198	228	271	334	281	13	15	22	22
52	Florida	71	124	121	211	167	240	304	309	22	31	36	38
53	Georgia	699	666	594	617	847	685	702	677	53	64	70	73
54	Mississippi	140	152	167	194	140	130	105	136	23	28	30	31
55	North Carolina b/	9	29	18	-	-	-	-	-	2	2	2	-
56	South Carolina	130	106	179	176	600	179	242	-	27	32	34	35
57	Tennessee	325	552	640	392	651	820	642	593	31	60	63	68
58	Overseas-Total	93	158	152	131	65	-	149	-	7	10	13	21
59	Pacific Air Command	-	-	-	-	-	-	-	-	-	-	-	-
60	Hawaii	54	115	152	131	65	-	149	-	5	8	13	21
61	Caribbean Area	-	-	-	-	-	-	-	-	-	-	-	-
62	Puerto Rico	39	43	-	-	-	-	-	-	2	2	-	-

a/ These data do not reflect complete utilization of Air National Guard airplanes; The coverage reflect
b/ The State of North Carolina is not fully organized.

AIRPLANES, BY AIR FORCE AREA AND STATE OR TERRITORY: MAY TO DEC 1947

Airplanes on Hand				Average Number of Hours Flown per Airplane on Hand per Month								Per Cent of Average Number of Airplanes on Hand in Commission								Line No.
Sep	Oct	Nov	Dec	May	Jun	Jul	Aug	Sep	Oct	Nov	Dec	May	Jun	Jul	Aug	Sep	Oct	Nov	Dec	
1701	1715	1756	1780	9	8	8	7	8	7	6	6	62	55	59	58	55	56	52	-	1
1678	1715	1733	1780	9	8	8	7	8	7	6	6	62	54	59	58	55	56	52	48	2
259	218	226	270	8	7	7	6	9	6	6	5	53	43	43	37	47	56	42	50	3
31	31	31	31	10	-	9	8	13	7	9	5	72	-	64	81	87	77	74	77	4
-	-	-	35	7	6	6	6	-	-	-	3	60	61	54	68	-	-	-	-	5
23	19	20	20	31	9	8	7	19	13	9	7	80	39	35	29	48	47	55	55	6
65	64	66	34	6	8	7	6	7	5	6	5	34	44	42	21	52	27	41	35	7
37	37	38	39	8	2	2	1	3	5	3	2	50	6	9	3	11	16	16	13	8
37	39	38	38	5	7	-	4	14	3	4	4	30	46	-	21	32	87	24	13	9
25	28	33	36	8	11	8	11	13	7	9	7	79	74	57	60	52	71	58	42	10
1	-	-	-	-	-	-	-	-	-	-	-	-	-	-	-	-	-	-	-	11
40	-	-	37	-	-	9	10	5	-	-	5	-	-	53	49	50	-	-	-	12
463	488	500	493	9	9	7	7	6	6	5	6	69	56	62	64	57	57	52	44	13
39	39	42	39	9	8	3	2	3	2	3	1	79	67	53	62	38	77	26	38	14
44	45	44	45	15	13	6	6	11	8	7	8	57	48	34	56	52	47	59	53	15
72	73	74	74	5	6	6	7	5	5	5	4	50	57	62	61	46	47	39	31	16
35	34	34	34	9	9	8	13	3	6	4	5	74	70	74	51	54	50	68	68	17
30	29	30	32	-	-	9	10	8	11	10	7	-	-	70	52	60	55	50	41	18
36	36	37	35	13	10	10	7	8	6	5	6	61	53	72	75	64	67	68	60	19
65	67	67	66	11	6	11	7	8	6	6	6	63	57	54	56	55	58	57	47	20
34	33	33	33	8	6	5	7	5	3	4	9	71	65	56	65	53	30	24	30	21
36	37	39	39	4	-	5	4	6	6	3	5	93	-	78	92	81	86	69	56	22
36	37	38	35	12	15	6	6	5	6	3	11	97	15	83	89	86	86	82	74	23
-	23	27	26	-	-	9	-	-	6	6	5	-	-	33	-	-	30	30	38	24
36	35	35	35	10	13	8	4	6	5	5	3	70	68	58	61	47	51	49	26	25
298	270	277	306	11	9	11	9	11	8	8	7	63	65	62	63	56	57	58	54	26
33	33	33	34	8	9	6	5	9	8	8	10	71	69	76	82	82	79	62	62	27
99	99	98	97	11	9	14	11	10	11	13	12	53	49	58	55	47	56	62	51	28
36	36	37	37	12	7	-	8	7	9	7	7	66	62	-	71	50	53	51	49	29
19	20	24	25	15	13	22	13	16	8	5	4	-	67	44	64	37	50	42	32	30
41	41	41	41	18	9	8	10	6	2	4	4	75	73	62	66	68	66	59	71	32
36	-	-	36	12	11	-	-	25	-	-	3	78	79	-	61	-	-	47	33	33
34	41	44	36	8	13	6	7	8	4	4	3	62	69	60	56	56	44	45	61	34
121	148	167	162	9	10	9	9	9	7	6	7	61	47	56	57	63	52	50	52	35
-	36	37	38	10	12	-	9	-	6	6	7	76	54	-	50	-	58	40	39	36
13	-	13	19	17	20	16	13	18	-	12	9	83	82	77	77	92	-	69	68	37
13	13	13	14	16	16	-	4	6	11	12	17	50	50	-	70	77	92	85	79	38
68	68	68	61	7	6	6	8	7	5	4	6	41	33	54	59	57	63	62	64	39
27	31	36	30	9	15	13	10	11	11	7	5	100	60	52	48	56	39	17	57	40
262	313	285	311	7	5	6	7	5	6	5	5	46	48	57	62	47	48	47	45	41
-	48	45	43	9	7	9	-	-	6	7	7	32	41	50	-	25	-	-	-	42
25	25	30	22	-	2	6	9	15	12	11	7	-	-	17	39	63	48	60	59	43
35	35	-	35	-	-	8	8	7	9	5	3	-	-	-	76	74	71	71	71	44
39	38	38	38	9	8	9	8	7	8	5	7	46	47	58	79	74	66	47	38	45
65	68	70	70	13	5	6	9	5	6	5	5	93	48	66	45	42	46	54	51	46
42	42	43	43	1	3	5	7	3	4	2	5	29	71	70	67	43	52	49	40	47
33	34	34	35	6	9	3	-	-	3	4	4	100	-	-	13	-	15	24	29	48
23	23	25	25	-	22	1	5	2	5	4	4	-	50	21	82	57	65	40	36	49
275	278	278	238	10	8	8	7	10	8	8	8	64	59	66	64	60	61	59	51	50
24	24	24	23	27	17	12	9	10	11	14	12	77	93	58	77	71	67	71	61	51
38	38	39	38	3	3	6	4	6	8	8	8	18	26	31	45	34	42	44	24	52
74	77	74	74	13	10	8	8	11	9	9	9	70	70	76	71	64	66	68	54	53
32	31	32	31	6	5	6	6	4	4	3	4	61	71	67	68	63	61	53	52	54
-	-	-	-	5	15	9	-	-	-	-	-	100	100	100	-	-	-	-	-	55
35	35	35	-	5	3	5	5	17	5	7	-	78	75	71	74	83	69	57	-	56
72	73	74	72	10	9	10	6	9	11	9	8	71	42	71	54	56	60	58	58	57
23	-	23	-	13	16	12	6	3	-	6	-	57	70	77	71	83	-	52	-	58
23	-	23	-	11	14	12	6	3	-	6	-	40	63	77	71	83	-	52	-	59
-	-	-	-	20	22	-	-	-	-	-	-	100	100	-	-	-	-	-	-	61
-	-	-	-	-	-	-	-	-	-	-	-	-	-	-	-	-	-	-	-	62

ed herein is approximately - May-85%; Jun-83%; Jul-88%; Aug-88%; Sep-90%; Oct-95%; Nov-91%; Dec-93%.

Table 154.-- AIR NATIONAL GUARD CONTINENTAL US FLYING TIME AND AVERAGE HOURS FLOWN PER AIRPLANE, BY TYPE AND MODEL OF AIRPLANE, MAY TO DEC 1947

Month	Total	Combat Type			Transport		Trainer		Communications		
		A-26	P-47	P-51	C-47	C-45	AT-11	AT-6	L-7	L-16	L-17
1947 a/											
May:											
Hours flown during month	10,491	1,034	965	3,654	1,523	-	406	2,494	415	-	-
Average number of airplanes on hand.	1,128	104	216	545	64	-	25	107	67	-	-
Average hours flown per airplane	9	10	4	7	24	-	16	23	6	-	-
Per cent of average number of airplanes on hand in commission.	62	52	44	66	72	-	52	76	73	-	-
June:											
Hours flown during month	10,578	1,372	976	3,521	1,553	3	390	2,444	319	-	-
Average number of airplanes on hand.	1,303	179	298	549	62	1	31	116	67	-	-
Average hours flown per airplane	8	8	3	6	25	3	13	21	5	-	-
Per cent of average number of airplanes on hand in commission.	54	45	43	57	74	-	48	72	67	-	-
July:											
Hours flown during month	11,575	1,781	1,409	3,336	1,493	6	429	2,726	395	-	-
Average number of airplanes on hand.	b/ 1,489	215	330	589	82	1	37	166	68	-	-
Average hours flown per airplane	8	8	4	6	18	6	12	16	6	-	-
Per cent of average number of airplanes on hand in commission.	59	54	54	64	57	100	54	55	62	-	-
August:											
Hours flown during month	12,160	1,742	1,441	3,606	1,639	-	294	3,142	296	-	-
Average number of airplanes on hand.	1,655	251	373	641	93	-	34	191	69	3	-
Average hours flown per airplane	7	7	4	6	18	-	9	16	4	-	-
Per cent of average number of airplanes on hand in commission.	58	50	48	64	66	-	41	65	70	33	-
September:											
Hours flown during month	13,599	1,841	1,758	4,137	2,125	-	442	3,050	244	2	-
Average number of airplanes on hand.	1,678	263	373	647	88	-	35	204	64	4	-
Average hours flown per airplane	8	7	5	6	24	-	13	15	4	1	-
Per cent of average number of airplanes on hand in commission.	55	51	48	56	67	-	64	61	64	-	-
October:											
Hours flown during month	11,439	1,831	1,570	3,085	1,828	-	197	2,793	112	1	22
Average number of airplanes on hand.	1,715	277	369	666	94	1	25	206	62	10	5
Average hours flown per airplane	7	7	4	5	19	-	8	14	2	-	4
Per cent of average number of airplanes on hand in commission.	56	49	48	58	63	-	48	67	65	50	40
November:											
Hours flown during month	11,089	2,019	1,583	2,843	1,721	-	276	2,467	164	7	9
Average number of airplanes on hand.	1,733	284	370	670	99	1	33	201	61	10	4
Average hours flown per airplane	6	7	4	4	17	-	8	12	3	1	2
Per cent of average number of airplanes on hand in commission.	52	49	45	52	62	-	52	66	52	40	50
December:											
Hours flown during month	11,009	1,574	1,457	3,083	1,906	-	347	2,417	165	11	49
Average number of airplanes on hand.	1,780	291	392	679	107	-	36	212	60	1	2
Average hours flown per airplane	6	5	4	5	18	-	10	11	3	11	25
Per cent of average number of airplanes on hand in commission.	48	40	35	51	58	-	56	63	50	100	50

a/ The coverage reflected herein is approximately, May-85%; June-83; July-88%; August-93%; September-90%; October-95%; November-91%; December-93%.

b/ Total includes one L-17 with no flying time - not reflected in breakdown by type and model.

Table 155.-- AIR RESERVE ORGANIZATIONS ACTIVATED, BY AIR FORCE AND TYPE: DEC 1946 AND JAN TO DEC 1947

Type of Organization and Air Force	1946	1947											
	Dec	Jan	Feb	Mar	Apr	May	Jun	Jul	Aug	Sep	Oct	Nov	Dec
Total	18	21	25	40	59	83	108	177	210	236	257	266	266
<u>Combat Type Unit - Total</u>	15	18	22	37	56	80	105	173	206	229	247	255	255
<u>Wings - Total</u>	8	9	9	11	13	14	18	19	21	21	21	21	21
Bombardment - Very Heavy	3	4	4	5	6	7	9	10	10	10	10	10	10
Second Air Force	-	-	-	-	-	1	2	2	2	2	2	2	2
Fourth Air Force	-	-	-	-	1	1	1	2	2	2	2	2	2
Tenth Air Force	-	1	1	2	2	2	3	3	3	3	3	3	3
Fourteenth Air Force	3	3	3	3	3	3	3	3	3	3	3	3	3
Bombardment, Light	2	2	2	2	2	2	3	3	4	4	4	4	4
First Air Force	2	2	2	2	2	2	2	2	2	2	2	2	2
Tenth Air Force	-	-	-	-	-	-	1	1	1	1	1	1	1
Eleventh Air Force	-	-	-	-	-	-	-	-	1	1	1	1	1
Reconnaissance	2	2	2	2	3	3	3	3	3	3	3	3	3
First Air Force	2	2	2	2	2	2	2	2	2	2	2	2	2
Fourth Air Force	-	-	-	-	1	1	1	1	1	1	1	1	1
Troop Carrier	1	1	1	2	2	2	3	3	4	4	4	4	4
Second Air Force	-	-	-	-	-	-	1	1	1	1	1	1	1
Eleventh Air Force	-	-	-	1	1	1	1	1	2	2	2	2	2
Fourteenth Air Force	1	1	1	1	1	1	1	1	1	1	1	1	1
<u>Group Headquarters - Total</u>	6	6	6	11	15	23	28	37	40	42	45	45	45
Bomb, Very Heavy	-	-	-	2	6	12	15	21	22	22	22	22	22
Bomb, Light	3	3	3	3	3	3	4	5	6	7	8	8	8
Reconnaissance	3	3	3	3	3	4	4	5	5	5	7	7	7
Troop Carrier	-	-	-	3	3	4	5	6	7	8	8	8	8
<u>Squadron - Total</u>	1	3	7	15	28	43	59	117	145	166	181	189	189
Bomb, Very Heavy	1	3	7	8	13	26	32	66	74	88	93	95	95
Bomb, Light	-	-	-	2	5	5	11	19	23	24	28	29	29
Reconnaissance	-	-	-	-	1	1	1	7	10	11	14	19	19
Troop Carrier	-	-	-	4	7	8	11	19	31	36	38	38	38
Fighter (All Weather)	-	-	-	-	1	2	3	5	6	6	7	7	7
Rescue	-	-	-	1	1	1	1	1	1	1	1	1	1
<u>Service Type Unit - Total</u>	3	3	3	3	3	3	3	3	3	3	5	5	5
Command, AF, Service, HHS	1	1	1	1	1	1	1	1	1	1	1	1	1
Command, Air Service Area, HHS	1	1	1	1	1	1	1	1	1	1	1	1	1
Air Depot, HBSS	1	1	1	1	1	1	1	1	1	1	1	1	1
Group, Air Service, HBSS	-	-	-	-	-	-	-	-	-	-	2	2	2
<u>Miscellaneous Type Unit</u>													
Statistical Control Unit	-	-	-	-	-	-	-	1	1	4	4	6	6

Table 156.-- STATUS OF AIR RESERVE BASES AND AF BU (RT)'S WITH SERVICING BASES AND LOCATION OF SERVICING BASES: AS OF 31 DEC 1947

Base	AF BU(RT)	Servicing Bases	Location of Servicing Base	Date of Base Unit Organization or Redesignation as (RT)	Discontinued
<u>First Air Force</u>					
Westover Field	108 AF BU(RT)	(A) Westover Field	Mass	1 Oct 1946	
		(B) Westover Field	Mass		
Dow Field	109 AF BU(RT)	(A) Dow Field	Me	25 Jun 1946	
		(B) Dow Field	Me		
Grenier AA Field	110 AF BU(RT)	Grenier Field	NH	25 Jun 1946	7 Mar 1947
Rome AA Field	111 AF BU(RT)	(A) Rome Air Field	NY	15 Sep 1946	
		(B) Rome Air Field	NY		
Mitchel Field	113 AF BU(RT)	(A) Mitchel Field	NY	25 Jun 1946	
		(B) Mitchel Field	NY		
Newark Mun Airport	114 AF BU(RT)	(A) Mitchel Field	NY	25 Jun 1946	
		(B) Mitchel Field	NY		
Stewart Field	115 AF BU(RT)	(A) Stewart Field	NY	1 Oct 1946	
		(B) Stewart Field	NY		
Niagara Falls Mun Airport	117 AF BU(RT)	Niagara Falls Mun Appt	NY	15 Nov 1946	7 Mar 1947
Bedford AA Base	4161 AF BU(RT)	(A) Bedford AA Base	Mass	1 Jul 1946	
		(B) Bedford AA Base	Mass		
<u>Second Air Force</u>					
Topeka AA Field	133 AF BU(RT)	Topeka AA Field	Kans	1 Oct 1946	11 Apr 1947
Chanute Field	134 AF BU(RT)	(A) Chanute Field	Ill	1 Oct 1946	
		(B) Chanute Field	Ill		
Casper AA Field	135 AF BU(RT)	Casper AA Field	Wyo	1 Oct 1946	15 Dec 1946
Selfridge Field	136 AF BU(RT)	(A) Selfridge Field	Mich	15 Jun 1946	
		(B) Selfridge Field	Mich		
Wold-Chamberlain	137 AF BU(RT)	(A) Wold-Chamberlain	Minn	15 Jun 1946	
		(B) Offutt Field	Nebr		
Lowry Field	138 AF BU(RT)	(A) Lowry Field	Colo	25 Jun 1946	
		(B) Lowry Field	Colo		
Scott Field	139 AF BU(RT)	(A) Scott Field	Ill	8 Jul 1946	
		(B) Scott Field	Ill		
Sioux City AA Field	140 AF BU(RT)	(A) Offutt Field	Nebr	31 Jul 1946	
		(B) Offutt Field	Nebr		
Orchard Place Airport	141 AF BU(RT)	(A) 803rd SPD Park Ridge	Ill	31 Jul 1946	
		(B) 803rd SPD Park Ridge	Ill		
Smoky Hill AA Field	142 AF BU(RT)	Smoky Hill AA Field	Kans	1 Nov 1946	11 Apr 1947
Fairfax Field	4101 AF BU(RT)	(A) Fairfax Field	Kans	12 Jul 1946	
		(B) Offutt Field	Nebr		
Offutt Field	4131 AF BU(RT)	(A) Offutt Field	Nebr	25 Jun 1946	
		(B) Offutt Field	Nebr		
<u>Fourth Air Force</u>					
Hill Field	402 AF BU(RT)	(A) Hill Field	Utah	15 Sep 1946	
		(B) Hill Field	Utah		
Portland AA Base	403 AF BU(RT)	McChord Field	Wash	25 Jun 1946	1 Mar 1947
McChord Field	406 AF BU(RT)	(A) McChord Field	Wash	17 Sep 1946	
		(B) McChord Field	Wash		
Spokane AA Base	407 AF BU(RT)	Spokane AA Field	Wash	1 Oct 1946	1 Mar 1947
Luke Field	408 AF BU(RT)	Williams Field	Ariz	1 Oct 1946	1 Mar 1947
March Field	409 AF BU(RT)	March Field	Calif	1 Oct 1946	1 Mar 1947
Hamilton Field	415 AF BU(RT)	(A) Hamilton Field	Calif	25 Jun 1946	
		(B) Hamilton Field	Calif		
Long Beach Mun Airport	416 AF BU(RT)	(A) Hamilton Field	Calif	10 Aug 1946	
		(B) Hamilton Field	Calif		
Mather Field	417 AF BU(RT)	McClellan Field	Calif	1 Oct 1946	1 Mar 1947
Great Falls AA Field	418 AF BU(RT)	Great Falls AA Base	Mont	10 Oct 1946	1 Mar 1947
Davis-Monthan Field	419 AF BU(RT)	(A) Davis-Monthan Field	Ariz	1 Nov 1946	
		(B) Davis-Monthan Field	Ariz		
Boeing Field	4169 AF BU(RT)	Boeing Field	Wash	15 Jul 1946	20 Nov 1946
<u>Tenth Air Force</u>					
Barksdale Field	174 AF BU(RT)	(A) Barksdale Field	La	1 Oct 1946	
		(B) Barksdale Field	La		
Ellington Field	175 AF BU(RT)	(A) Brooks Field	Tex	23 Sep 1946	
		(B) Brooks Field	Tex		
Adams Field	176 AF BU(RT) g/	Adams Field	Ark	15 Jun 1946	g/

g/ Redesignated as 176 AF BU (Base Services), 23 September 1946.

Table 156.-- STATUS OF AIR RESERVE BASES AND AF BU (RT)'S WITH SERVICING BASES AND LOCATION OF SERVICING BASES: AS OF 31 DEC 1947 -- Continued

Base	AF BU(RT)	Servicing Bases	Location of Servicing Base	Date of Base Unit Organization or Redesignation as (RT)	Discontinued
Tenth Air Force Cont'd					
Tinker Field	177 AF BU(RT)	(A) Tinker Field (B) Tinker Field	Okla Okla	25 Jun 1946	
Brooks Field	178 AF BU(RT)	(A) Brooks Field (B) Brooks Field	Tex Tex	25 Jun 1946	
Bergstrom Field	179 AF BU(RT)	Bergstrom Field	Tex	1 Oct 1946	10 Mar 1947
Tulsa Mun Airport	180 AF BU(RT)	(A) Tinker Field (B) Not determined	Okla	15 Dec 1946	31 Mar 1947
Biggs Field	181 AF BU(RT)	Biggs Field	Tex	1 Nov 1946	10 Mar 1947
Fort Worth AA Field	182 AF BU(RT)	Fort Worth	Tex	1 Nov 1946	10 Mar 1947
Goodfellow Field	183 AF BU(RT)	Midland Mun Airport	Tex	1 Nov 1946	10 Mar 1947
Hensley Field	4122 AF BU(RT)	(A) Brooks Field (B) Brooks Field	Tex Tex	15 Jun 1946	
New Orleans Mun Airport	4159 AF BU(RT)	Brookley Field	Tex Okla	30 Jun 1946	31 Mar 1947
Eleventh Air Force					
Richmond AA Base	61 AF BU(RT)	(A) Richmond AA Base (B) Langley Field	Va Va	30 Jun 1946	
Godman Field	315 AF BU(RT)	(A) Ft Knox (B) Ft Knox	Ky Ky	25 Jun 1946	
Stout Field	331 AF BU(RT)	(A) Stout Field (B) Stout Field	Ind Ind	25 Jun 1946	
Reading Mun Airport	438 AF BU(RT)	(A) Reading AA Base (B) Olmsted Field	Pa Pa	15 Dec 1946	
Basler Field	439 AF BU(RT)	(A) Stout Field (B) Stout Field	Ind Ind	15 Dec 1946	
Godman Field	440 AF BU(RT)	Godman Field	Ky	25 Jun 1946	31 Jul 1946
Phillips Field	440 AF BU(RT)	(A) Aberdeen Proving Gnd (B) Phillips Field	Md Md	1 Nov 1946	31 Mar 1947
Langley Field	441 AF BU(RT)	Langley Field	Va	1 Oct 1946	31 Mar 1947
Olmsted Field	442 AF BU(RT)	Olmsted Field	Pa	25 Jun 1946	31 Mar 1947
Andrews Field	443 AF BU(RT)	(A) Andrews Field (B) Andrews Field	Md Md	25 Jun 1946	
Greater Pittsburg Airport	444 AF BU(RT)	(A) 4163rd AF BU(RT) (B) Olmsted Field	Ohio Pa	15 Jun 1946	
Lunken Airport	446 AF BU(RT)	862nd Dayton, Ohio	Ohio	15 Oct 1946	31 Mar 1947
Lockbourne AA Base	447 AF BU(RT)	Lockbourne Field	Ohio	1 Nov 1946	31 Mar 1947
Cleveland Mun Airport	4163 AF BU(RT)	(A) 4163rd AF BU(RT) (B) Olmsted Field	Ohio Pa	1 Jul 1946	
Fourteenth Air Force					
Columbia AA Base	103 AF BU(RT)	(A) Columbia AA Base (B) Shaw Field	SC SC	25 Jun 1946	5 Mar 1947
Jacksonville Mun Airport	461 AF BU(RT)	Orlando AA Base	Fla	20 Dec 1946	8 Mar 1947
Keesler Field	462 AF BU(RT)	Keesler Field	Miss	1 Oct 1946	19 Mar 1947
Morrison Field	464 AF BU(RT)	Morrison Field	Fla	20 Nov 1946	21 Mar 1947
MacDill Field	465 AF BU(RT)	(A) MacDill Field (B) MacDill Field	Fla Fla	1 Oct 1946	
Memphis Mun Airport	468 AF BU(RT)	(A) Orlando AA Base (B) Orlando AA Base	Fla Fla	12 Jun 1946	
Orlando AA Base	470 AF BU(RT)	Orlando AA Base	Fla	25 Jun 1946	19 Mar 1947
Morris Field	471 AF BU(RT)	Greenville AA Base	NC	15 Jul 1946	31 Mar 1947
Miami AA Field	473 AF BU(RT)	(A) Orlando AA Base (B) Orlando AA Base	Fla Fla	25 Jun 1946	
Warner Robins Field	474 AF BU(RT)	Warner Robins Field	Ga	1 Oct 1946	1 Apr 1947
Gunter Field	476 AF BU(RT)	(A) Gunter Field (B) Gunter Field	Ala Ala	1 Oct 1946	
Birmingham AA Field	477 AF BU(RT)	(A) Orlando AA Base (B) Orlando AA Base	Fla Fla	15 Dec 1946	
Lawson Field	478 AF BU(RT)	Lawson Field	Ga	25 Jun 1946	11 Feb 1947
Jackson AA Base	4103 AF BU(RT)	(A) Orlando AA Base (B) Orlando AA Base	Fla Fla	30 Jun 1946	
Marietta AA Field	4204 AF BU(RT)	(A) Marietta AA Field (B) Orlando AA Base	Ga Fla	25 Jun 1946	

Table 157.— AIR RESERVE PERSONNEL - BY TYPE AND BY RACE - IN CONTINENTAL US BY AIR FORCE AND BY STATE;
OVERSEAS BY COMMAND: AS OF 31 DEC 1947

Air Force	Air Reserve Total			Other Than Negro			Negro		
	Total	Officers	Enlisted	Total	Officers	Enlisted	Total	Officers	Enlisted
Total	429,000	234,866	194,134	422,143	234,701	187,442	6,857	165	6,692
Continental - Total	428,560	234,426	194,134	421,703	234,261	187,442	6,857	165	6,692
First Air Force - Total	73,587	43,292	30,295	73,048	43,249	29,799	539	43	496
Connecticut	5,845	3,673	2,172	5,842	3,670	2,172	3	3	-
Delaware	658	414	244	650	414	236	8	-	8
Maine	2,132	1,113	1,019	2,132	1,113	1,019	-	-	-
Massachusetts	13,598	8,670	4,928	13,571	8,658	4,913	27	12	15
New Hampshire	1,337	712	625	1,336	711	625	1	1	-
New Jersey	12,729	8,231	4,498	12,632	8,218	4,414	97	13	84
New York	34,672	19,149	15,523	34,270	19,135	15,135	402	14	388
Rhode Island	1,622	827	795	1,622	827	795	-	-	-
Vermont	994	503	491	993	503	490	1	-	1
Second Air Force - Total	97,558	56,936	40,622	97,035	56,855	40,180	523	81	442
Colorado	7,124	3,662	3,462	7,114	3,661	3,453	10	1	9
Illinois	18,104	15,788	2,316	17,965	15,751	2,214	139	37	102
Iowa	9,167	4,897	4,270	9,136	4,893	4,243	31	4	27
Kansas	8,493	3,683	4,810	8,423	3,683	4,740	70	-	70
Michigan	16,802	9,612	7,190	16,687	9,585	7,102	115	27	88
Minnesota	6,791	5,072	1,719	6,781	5,066	1,715	10	6	4
Missouri	11,243	3,199	8,044	11,115	3,194	7,921	128	5	123
Nebraska	6,534	2,701	3,833	6,526	2,700	3,826	8	1	7
North Dakota	1,007	745	262	1,007	745	262	-	-	-
South Dakota	1,806	1,065	741	1,806	1,065	741	-	-	-
Wisconsin	9,200	5,904	3,296	9,190	5,904	3,286	10	-	10
Wyoming	1,237	608	679	1,235	608	677	2	-	2
Fourth Air Force - Total	52,649	33,516	19,133	52,502	33,516	18,986	147	-	147
Arizona	2,346	1,355	991	2,346	1,355	991	-	-	-
California	31,252	21,083	10,169	31,105	21,083	10,022	147	-	147
Idaho	2,584	1,222	1,362	2,584	1,222	1,362	-	-	-
Montana	2,136	1,097	1,039	2,136	1,097	1,039	-	-	-
Nevada	601	365	236	601	365	236	-	-	-
Oregon	3,808	2,480	1,328	3,808	2,480	1,328	-	-	-
Utah	3,865	1,839	2,026	3,865	1,839	2,026	-	-	-
Washington	6,057	4,075	1,982	6,057	4,075	1,982	-	-	-
Tenth Air Force - Total	59,805	27,700	32,105	58,376	27,695	30,681	1,429	5	1,424
Arkansas	6,283	1,864	4,419	6,097	1,862	4,235	186	2	184
Louisiana	7,111	3,688	3,423	6,620	3,688	2,932	491	-	491
New Mexico	2,118	1,047	1,071	2,115	1,046	1,069	3	1	2
Oklahoma	10,535	4,529	6,056	10,483	4,528	5,955	102	1	101
Texas	33,708	16,572	17,136	33,061	16,571	16,490	647	1	646
Eleventh Air Force - Total	93,045	46,311	46,734	91,770	46,275	45,495	1,275	36	1,239
District of Columbia	3,062	1,760	1,302	2,905	1,759	1,146	157	1	156
Indiana	11,603	6,687	4,916	11,518	6,687	4,831	85	-	85
Kentucky	6,835	2,878	3,957	6,688	2,878	3,810	147	-	147
Maryland	5,473	2,563	2,910	5,310	2,555	2,755	163	8	155
Ohio	22,688	13,990	8,698	22,455	13,990	8,465	233	-	233
Pennsylvania	35,262	12,805	22,457	34,803	12,787	22,016	459	18	441
Virginia	4,343	3,772	571	4,312	3,763	549	31	9	22
West Virginia	3,779	1,856	1,923	3,779	1,856	1,923	-	-	-
Fourteenth Air Force - Total	51,916	26,671	25,245	48,972	26,671	22,301	2,944	-	2,944
Alabama	7,881	3,790	4,091	7,385	3,790	3,595	496	-	496
Florida	9,661	5,821	3,840	9,376	5,821	3,555	285	-	285
Georgia	8,860	4,447	4,413	8,389	4,447	3,942	471	-	471
Mississippi	4,779	2,344	2,435	4,286	2,344	1,942	493	-	493
North Carolina	6,925	3,460	3,465	6,522	3,460	3,062	403	-	403
South Carolina	4,008	2,130	1,878	3,735	2,130	1,605	273	-	273
Tennessee	9,802	4,679	5,123	9,279	4,679	4,600	523	-	523
Overseas - Total	440	440	-	440	440	-	-	-	-
Alaskan Air Command	225	225	-	225	225	-	-	-	-
Caribbean Air Command	215	215	-	215	215	-	-	-	-

Table 158.-- AIR RESERVE OFFICERS BY SPECIALTY GROUP IN CONTINENTAL US AND OVERSEAS: AS OF 31 DEC 1947

(Based on Primary Military Occupational Specialty)

Specialty Group	Air Reserve Total			Continental			Outside Continental US ^{a/}		
	Total	Rated	Non-Rated	Total	Rated	Non-Rated	Total	Rated	Non-Rated
Total	234,866	170,113	64,753	234,426	169,806	64,620	440	307	133
Pilot	107,913	107,913	-	107,830	107,830	-	83	83	-
Glider Pilot	1,453	1,453	-	1,449	1,449	-	4	4	-
Bombardier & Navigator	39,567	39,567	-	39,542	39,542	-	25	25	-
Observer	7,061	7,061	-	7,058	7,058	-	3	3	-
Administrative	15,627	2,271	13,356	15,617	2,261	13,356	10	10	-
Armament & Ordnance . .	2,731	336	2,395	2,729	334	2,395	2	2	-
Communication	7,139	769	6,370	7,135	765	6,370	4	4	-
Engineering	7,624	1,005	6,619	7,608	989	6,619	16	16	-
Intelligence	4,956	547	4,409	4,955	546	4,409	1	1	-
Medical	251	20	231	251	20	231	-	-	-
Operation Non Rated . .	4,177	829	3,348	4,173	825	3,348	4	4	-
Photographic	720	85	635	720	85	635	-	-	-
Supply	8,372	1,061	7,311	8,364	1,053	7,311	8	8	-
Aircraft Warning	320	52	268	320	52	268	-	-	-
Antiaircraft Artillery	64	17	47	63	16	47	1	1	-
Chaplain	28	-	28	28	-	28	-	-	-
Chemical	471	40	431	471	40	431	-	-	-
Finance, Budget, Fiscal	550	83	467	549	82	467	1	1	-
Ground Force	73	20	53	72	19	53	1	1	-
Legal	780	102	678	779	101	678	1	1	-
Mess	371	54	317	370	53	317	1	1	-
Personnel	3,172	386	2,786	3,168	382	2,786	4	4	-
Postal	93	23	70	93	23	70	-	-	-
Provost Marshal	605	95	510	605	95	510	-	-	-
Statistical	2,031	128	1,903	2,031	128	1,903	-	-	-
Training	2,153	890	1,263	2,151	888	1,263	2	2	-
Weather	3,029	182	2,847	3,026	179	2,847	3	3	-
Unclassified	13,535	5,124	8,411	13,269	4,991	8,278	266	133	133

^{a/} Included are reservists administered by the Alaskan Air Command and the Caribbean Air Command. These data are the initial strength figures for reservists residing outside the Continental limits of the US and are not to be interpreted as representative of the entire strength of the reserve personnel outside the Continental US. Includes reservists who are legal residents of territories and possessions only.

Table 159.-- AIR RESERVE ENLISTED PERSONNEL BY SPECIALTY GROUP IN CONTINENTAL US: AS OF 31 DEC 1947

(Based on Primary Military Occupational Specialty)

Specialty Group	Assigned Total		Other Than Negro		Negro	
	Assigned	Possessing Aviation ^{a/} Qualification	Assigned	Possessing Aviation ^{a/} Qualification	Assigned	Possessing Aviation ^{a/} Qualification
Total	194,134	30,944	187,442	30,793	6,692	151
Airplane maintenance . .	32,093	1,959	31,879	1,948	214	11
Aviation Specialist . . .	1,814	79	1,802	79	12	-
Air Crew	7,350	7,305	7,326	7,281	24	24
Gunnery	16,717	16,380	16,678	16,341	39	39
Armament	7,281	338	7,136	334	145	4
Radio Operator	4,444	295	4,400	294	44	1
Radio Mechanic	3,941	179	3,907	179	34	-
Wire Communications . . .	2,909	80	2,838	80	71	-
Radar Operator	642	177	642	177	-	-
Radar Mechanic	3,175	99	3,165	97	10	2
Weather	1,171	46	1,171	46	-	-
Chemical	490	11	483	11	7	-
Photographic	1,861	73	1,834	73	27	-
Medical	2,738	91	2,667	90	71	1
Supply	9,137	330	8,877	322	260	8
Utility & Construction	4,449	100	3,844	96	605	4
Vehicle Operator	9,948	199	8,749	187	1,199	12
Automotive Mechanic . . .	5,330	130	5,043	123	287	7
Administrative	26,375	1,186	26,190	1,165	685	21
Musician	559	16	536	15	23	1
Duty	15,428	252	13,617	245	1,811	7
Miscellaneous	35,782	1,619	34,658	1,610	1,124	9

^{a/} Individuals possessing a primary or secondary MOS that requires participation in aerial flight.

Table 160.-- AIR RESERVE PERMANENT PARTY, AIR DEFENSE COMMAND: 28 JUL 1946 THROUGH DEC 1947

Air Force and Date	Permanent Party				Air Force and Date	Permanent Party				Air Force and Date	Permanent Party			
	Total	Of-ficers	En-listed Personnel	Civilians		Total	Of-ficers	En-listed Personnel	Civilians		Total	Of-ficers	En-listed Personnel	Civilians
<u>28 Jul 1946</u>					(Continued)					(Continued)				
<u>Total</u>	<u>2,515</u>	<u>228</u>	<u>1,090</u>	<u>1,191</u>	Fourth AF . . .	1,225	165	681	379	<u>1-15 Jul 1947</u>				
First AF . . .	439	57	191	191	Tenth AF . . .	1,094	85	630	319	<u>Total</u>	<u>2,224</u>	<u>707</u>	<u>6,163</u>	<u>2,354</u>
Second AF . . .	476	60	162	254	Eleventh AF . .	1,785	184	967	634	First AF . . .	1,317	129	643	545
Fourth AF . . .	120	21	74	25	Fourteenth AF .	1,300	112	743	445	Second AF . . .	1,837	137	1,161	539
Tenth AF . . .	285	34	99	152	<u>1-15 Mar 1947</u>					Fourth AF . . .	1,291	132	933	226
Eleventh AF . .	765	87	320	358	<u>Total</u>	<u>8,278</u>	<u>840</u>	<u>4,597</u>	<u>2,841</u>	Tenth AF . . .	1,145	64	857	224
Fourteenth AF .	430	35	244	151	First AF . . .	1,310	137	573	600	Eleventh AF . .	1,843	155	1,219	469
<u>1 Sep 1946</u>					Second AF . . .	1,840	157	1,014	669	Fourteenth AF .	1,791	90	1,350	351
<u>Total</u>	<u>3,932</u>	<u>340</u>	<u>1,551</u>	<u>1,841</u>	Fourth AF . . .	1,023	163	698	162	<u>16-31 Jul 1947</u>				
First AF . . .	610	99	245	266	Tenth AF . . .	1,053	111	623	319	<u>Total</u>	<u>9,959</u>	<u>726</u>	<u>6,770</u>	<u>2,463</u>
Second AF . . .	1,023	149	274	600	Eleventh AF . .	1,781	171	976	634	First AF . . .	1,415	134	727	554
Fourth AF . . .	610	92	248	270	Fourteenth AF .	1,271	101	713	457	Second AF . . .	1,929	144	1,236	549
Tenth AF . . .	311	46	103	162	<u>16-31 Mar 1947</u>					Fourth AF . . .	1,387	131	998	258
Eleventh AF . .	913	117	374	422	<u>Total</u>	<u>7,552</u>	<u>781</u>	<u>4,665</u>	<u>2,106</u>	Tenth AF . . .	1,234	65	951	218
Fourteenth AF .	465	37	307	121	First AF . . .	1,215	138	571	506	Eleventh AF . .	1,996	158	1,302	536
<u>29 Sep 1946</u>					Second AF . . .	1,746	156	1,019	571	Fourteenth AF .	1,998	94	1,556	348
<u>Total</u>	<u>4,406</u>	<u>651</u>	<u>1,830</u>	<u>1,925</u>	Fourth AF . . .	1,006	160	687	159	<u>1-15 Aug 1947</u>				
First AF . . .	684	99	255	330	Tenth AF . . .	877	58	624	195	<u>Total</u>	<u>10,332</u>	<u>753</u>	<u>7,116</u>	<u>2,463</u>
Second AF . . .	1,031	155	329	597	Eleventh AF . .	1,611	168	988	455	First AF . . .	1,480	144	782	554
Fourth AF . . .	618	126	307	185	Fourteenth AF .	1,097	101	776	220	Second AF . . .	1,999	157	1,293	549
Tenth AF . . .	474	64	204	206	<u>1-15 Apr 1947</u>					Fourth AF . . .	1,431	130	1,043	258
Eleventh AF . .	988	137	392	459	<u>Total</u>	<u>7,695</u>	<u>796</u>	<u>4,797</u>	<u>2,102</u>	Tenth AF . . .	1,290	66	1,006	218
Fourteenth AF .	561	70	343	148	First AF . . .	1,228	137	585	506	Eleventh AF . .	2,033	159	1,338	536
<u>3 Nov 1946</u>					Second AF . . .	1,747	158	1,020	569	Fourteenth AF .	2,099	97	1,654	348
<u>Total</u>	<u>5,584</u>	<u>739</u>	<u>2,508</u>	<u>2,337</u>	Fourth AF . . .	1,010	156	695	159	<u>16-31 Aug 1947</u>				
First AF . . .	1,069	149	386	534	Tenth AF . . .	918	68	655	195	<u>Total</u>	<u>10,516</u>	<u>780</u>	<u>7,272</u>	<u>2,463</u>
Second AF . . .	1,210	147	490	573	Eleventh AF . .	1,615	170	992	453	First AF . . .	1,505	146	817	542
Fourth AF . . .	886	160	440	286	Fourteenth AF .	1,177	107	850	220	Second AF . . .	2,011	159	1,311	541
Tenth AF . . .	621	79	317	225	<u>16-30 Apr 1947</u>					Fourth AF . . .	1,463	131	1,074	258
Eleventh AF . .	1,191	148	523	520	<u>Total</u>	<u>7,808</u>	<u>767</u>	<u>4,856</u>	<u>2,185</u>	Tenth AF . . .	1,333	73	1,038	222
Fourteenth AF .	607	56	352	199	First AF . . .	1,208	140	563	505	Eleventh AF . .	2,072	164	1,383	525
<u>1 Dec 1946</u>					Second AF . . .	1,669	152	988	529	Fourteenth AF .	2,132	107	1,650	375
<u>Total</u>	<u>6,189</u>	<u>771</u>	<u>2,891</u>	<u>2,527</u>	Fourth AF . . .	1,033	152	715	166	<u>1-30 Sep 1947</u>				
First AF . . .	1,109	135	452	522	Tenth AF . . .	953	69	643	241	<u>Total</u>	<u>10,847</u>	<u>826</u>	<u>7,602</u>	<u>2,419</u>
Second AF . . .	1,253	135	592	526	Eleventh AF . .	1,575	155	978	442	First AF . . .	1,570	144	885	541
Fourth AF . . .	820	159	371	290	Fourteenth AF .	1,370	99	969	302	Second AF . . .	2,124	167	1,419	538
Tenth AF . . .	818	101	437	280	<u>1-15 May 1947</u>					Fourth AF . . .	1,404	132	1,025	247
Eleventh AF . .	1,426	148	659	619	<u>Total</u>	<u>7,855</u>	<u>736</u>	<u>4,934</u>	<u>2,185</u>	Tenth AF . . .	1,404	87	1,101	216
Fourteenth AF .	763	93	380	290	First AF . . .	1,207	139	563	505	Eleventh AF . .	2,172	173	1,492	507
<u>29 Dec 1946</u>					Second AF . . .	1,685	145	1,011	529	Fourteenth AF .	2,173	123	1,680	370
<u>Total</u>	<u>6,694</u>	<u>762</u>	<u>3,292</u>	<u>2,640</u>	Fourth AF . . .	1,051	141	744	166	<u>1-31 Oct 1947</u>				
First AF . . .	1,163	142	472	549	Tenth AF . . .	965	67	657	241	<u>Total</u>	<u>11,304</u>	<u>831</u>	<u>8,086</u>	<u>2,387</u>
Second AF . . .	1,528	141	765	622	Eleventh AF . .	1,606	153	1,011	442	First AF . . .	1,668	147	979	542
Fourth AF . . .	963	140	480	343	Fourteenth AF .	1,341	91	948	302	Second AF . . .	2,229	163	1,523	543
Tenth AF . . .	891	97	509	285	<u>16-31 May 1947</u>					Fourth AF . . .	1,390	128	1,020	242
Eleventh AF . .	1,287	141	625	521	<u>Total</u>	<u>8,059</u>	<u>714</u>	<u>5,124</u>	<u>2,221</u>	Tenth AF . . .	1,466	91	1,143	232
Fourteenth AF .	862	101	441	320	First AF . . .	1,151	135	565	451	Eleventh AF . .	2,283	177	1,639	467
<u>13-31 Jan 1947</u>					Second AF . . .	1,637	138	1,018	531	Fourteenth AF .	2,268	125	1,782	361
<u>Total</u>	<u>7,839</u>	<u>885</u>	<u>3,827</u>	<u>3,127</u>	Fourth AF . . .	1,136	135	808	193	<u>1-30 Nov 1947</u>				
First AF . . .	1,241	138	473	630	Tenth AF . . .	972	63	682	227	<u>Total</u>	<u>12,043</u>	<u>879</u>	<u>8,755</u>	<u>2,409</u>
Second AF . . .	1,604	131	791	682	Eleventh AF . .	1,631	151	1,017	463	First AF . . .	1,773	147	1,076	550
Fourth AF . . .	1,197	176	647	374	Fourteenth AF .	1,482	92	1,034	356	Second AF . . .	2,336	164	1,630	542
Tenth AF . . .	1,045	158	561	326	<u>1-15 Jun 1947</u>					Fourth AF . . .	1,325	124	955	246
Eleventh AF . .	1,604	166	772	666	<u>Total</u>	<u>8,267</u>	<u>702</u>	<u>5,344</u>	<u>2,221</u>	Tenth AF . . .	1,504	96	1,164	244
Fourteenth AF .	1,148	116	583	449	First AF . . .	1,164	134	579	451	Eleventh AF . .	2,863	224	2,168	471
<u>1-15 Feb 1947</u>					Second AF . . .	1,707	138	1,038	531	Fourteenth AF .	2,242	124	1,762	356
<u>Total</u>	<u>8,508</u>	<u>839</u>	<u>4,450</u>	<u>3,219</u>	Fourth AF . . .	1,150	128	829	193	<u>1-31 Dec 1947</u>				
First AF . . .	1,274	136	518	620	Tenth AF . . .	1,008	63	718	227	<u>Total</u>	<u>11,377</u>	<u>881</u>	<u>8,030</u>	<u>2,466</u>
Second AF . . .	1,827	154	991	682	Eleventh AF . .	1,665	153	1,049	463	First AF . . .	1,752	154	1,048	550
Fourth AF . . .	1,317	167	674	476	Fourteenth AF .	1,573	86	1,131	356	Second AF . . .	2,301	160	1,596	545
Tenth AF . . .	1,066	84	656	326	<u>16-30 Jun 1947</u>					Fourth AF . . .	1,374	124	994	256
Eleventh AF . .	1,781	187	928	666	<u>Total</u>	<u>8,790</u>	<u>707</u>	<u>5,729</u>	<u>2,354</u>	Tenth AF . . .	1,313	100	956	257
Fourteenth AF .	1,243	111	683	449	First AF . . .	1,279	129	605	545	Eleventh AF . .	2,602	203	1,901	498
<u>16-28 Feb 1947</u>					Second AF . . .	1,775	139	1,097	539	Fourteenth AF .	2,035	140	1,535	360
<u>Total</u>	<u>8,526</u>	<u>838</u>	<u>4,637</u>	<u>3,051</u>	Fourth AF . . .	1,236	129	881	226	<u>1-15 Jul 1947</u>				
First AF . . .	1,296	138	553	605	Tenth AF . . .	1,067	66	777	224	<u>Total</u>	<u>9,224</u>	<u>707</u>	<u>6,163</u>	<u>2,354</u>
Second AF . . .	1,826	154	1,003	669	Eleventh AF . .	1,752	155	1,128	469	First AF . . .	1,317	129	643	545
					Fourteenth AF .	1,681	89	1,241	351	Second AF . . .	1,837	137	1,161	539

a/ 1 AF BU(RT) not reporting.

b/ 2 AF BU(RT)s not reporting.

c/ Previous figures used for some AF BU(RT)s because their reports were not available in time for this report.
Source: Director of Statistical Services, Hq, Air Defense Command.

Table 161.-- AIR RESERVE TRAINING, AIR DEFENSE COMMAND: WEEKLY, SEMI-MONTHLY, MONTHLY,
28 JUL 1946 THROUGH 31 DEC 1947

Air Force and Date	Enrolled for Training					Received Training					Reservist Pilot Hours Flown to Date	Reserve Hours Flown During Period in Reserve and AF ACT. A/C
	Total	Pilots	Other Rated Offi- cers	Non- Rated Offi- cers	En- listed Per- sonnel	Total	Pilots	Other Rated Offi- cers	Non- Rated Offi- cers	En- listed Per- sonnel		
<u>28 Jul 1946</u>												
Total						773					25	25
First AF						b/ 31					32	32
Second AF						18					36	36
Fourth AF						676					9	9
Tenth AF						0					0	0
Eleventh AF						0					0	0
Fourteenth AF						a/ 48					18	18
<u>1 Sep 1946</u>												
Total	c/8,223	c/7,652	c/ 418	c/ 152	c/ 0	c/2150	c/2150	c/ 0	c/ 0	c/ 0	7,307	7,212
First AF	661	645	15	1	0	246	246	0	0	0	1,148	1,116
Second AF	1,090	1,065	24	1	0	546	546	0	0	0	2,256	2,220
Fourth AF	1,578	1,547	31	0	0	260	260	0	0	0	460	451
Tenth AF	3,496	3,006	339	151	0	579	579	0	0	0	848	848
Eleventh AF	a/ 270	a/ 267	a/ 3	a/ 0	a/ 0	a/ 244	a/ 244	a/ 0	a/ 0	a/ 0	677	677
Fourteenth AF	b/1,128	b/1,122	b/ 6	b/ 0	b/ 0	b/ 275	b/ 275	b/ 0	b/ 0	b/ 0	1,918	1,900
<u>29 Sep 1946</u>												
Total	18,485	16,191	1,964	313	17	4,608	4,557	51	0	0	23,741	16,434
First AF	1,206	1,189	17	0	0	390	389	1	0	0	3,173	2,025
Second AF	2,505	2,408	96	0	1	823	786	37	0	0	6,690	4,434
Fourth AF	5,111	4,550	503	56	2	938	925	13	0	0	2,675	2,215
Tenth AF	3,469	2,914	334	221	0	895	895	0	0	0	3,870	3,022
Eleventh AF	4,205	3,224	969	4	8	547	547	0	0	0	3,596	2,919
Fourteenth AF	1,989	1,906	45	32	6	1,015	1,015	0	0	0	3,737	1,819
<u>3 Nov 1946</u>												
Total	23,822	21,782	1,415	601	24	6,869	6,769	100	0	0	59,215	35,474
First AF	2,187	2,170	17	0	0	949	945	4	0	0	8,460	5,287
Second AF	3,959	3,825	131	0	3	494	480	14	0	0	13,629	6,939
Fourth AF	5,693	5,202	345	146	0	1,674	1,651	23	0	0	9,540	6,865
Tenth AF	5,023	4,243	448	331	1	1,815	1,803	12	0	0	10,192	6,322
Eleventh AF	7,472	3,992	370	90	20	628	607	21	0	0	9,486	5,890
Fourteenth AF	2,488	2,350	104	34	0	1,309	1,283	26	0	0	7,908	4,171
<u>1 Dec 1946</u>												
Total	31,252	27,503	2,224	1,127	398	9,841	9,643	171	17	10	96,420	37,205
First AF	3,458	3,395	47	13	3	1,642	1,619	15	7	1	15,198	6,738
Second AF	5,636	4,927	505	144	60	1,069	1,048	19	0	2	21,811	8,182
Fourth AF	7,099	6,317	495	264	23	2,276	2,237	37	1	1	15,189	5,649
Tenth AF	5,900	4,931	598	366	5	2,303	2,282	21	0	0	16,983	6,791
Eleventh AF	5,877	4,874	428	285	290	861	825	36	0	0	15,602	6,116
Fourteenth AF	3,282	3,059	151	55	17	1,690	1,632	43	9	6	11,637	3,729
<u>29 Dec 1946</u>												
Total	35,949	30,445	2,522	1,489	1,493	10,443	10,179	179	42	26	131,716	25,296
First AF	4,347	4,141	112	35	59	1,926	1,876	33	14	3	21,087	5,889
Second AF	5,541	4,206	176	182	977	389	380	9	0	0	27,851	6,040
Fourth AF	8,782	7,659	735	338	50	3,070	3,035	33	2	0	20,863	5,674
Tenth AF	6,732	5,535	711	474	12	3,211	3,140	57	14	0	24,094	7,111
Eleventh AF	6,869	5,584	599	339	347	376	367	5	3	1	20,506	4,904
Fourteenth AF	3,678	3,320	189	121	48	1,471	1,381	42	16	32	17,315	5,678
<u>30 Dec 46-5 Jan 47</u>												
Total	34,244	29,007	2,259	1,389	1,589	10,486	10,233	196	44	13	138,058	6,342
First AF	3,999	3,779	117	36	67	1,775	1,731	26	15	3	22,109	1,022
Second AF	5,712	4,308	172	175	1,057	303	298	5	0	0	28,735	884
Fourth AF	7,137	6,527	405	158	47	3,291	3,233	53	5	0	22,724	1,861
Tenth AF	7,000	5,668	743	574	15	3,251	3,178	59	14	0	25,027	933
Eleventh AF	7,076	5,714	650	356	356	462	456	6	0	0	21,339	833
Fourteenth AF	3,320	3,011	172	90	47	1,404	1,337	47	10	10	18,124	809
<u>6-12 Jan 1947</u>												
Total	35,384	30,002	2,320	1,440	1,622	11,781	11,442	230	99	10	149,034	10,976
First AF	4,171	3,919	121	58	73	1,737	1,692	27	15	3	23,944	1,835
Second AF	5,958	4,560	182	170	1,046	848	832	16	0	0	31,130	2,395
Fourth AF	7,130	6,608	344	126	52	3,276	3,212	53	11	0	24,706	1,982
Tenth AF	7,320	5,899	811	592	18	3,403	3,297	66	40	0	26,685	1,658
Eleventh AF	7,405	5,958	685	383	379	1,007	971	30	6	0	23,156	1,817
Fourteenth AF	3,400	3,058	177	111	54	1,510	1,438	38	27	7	19,413	1,289

g/ 1 AF BU(RT) not reporting.

b/ 2 AF BU(RT)'s not reporting.

c/ 3 AF BU(RT)'s not reporting.

Source: Director of Statistical Services, Hq, Air Defense Command.

Table 161. -- AIR RESERVE TRAINING, AIR DEFENSE COMMAND: WEEKLY, SEMI-MONTHLY, MONTHLY, 28 JUL 1946 THROUGH 31 DEC 1947 -- Continued

Air Force and Date	Enrolled for Training					Received Training					Reservist Pilot Hours Flown to Date		Reserve Hours Flown During Period in Reserve and AF ACT. A/C						
	Total	Pilots	Other Rated Officers	Non- Rated Officers	Enlisted Personnel	Total	Pilots	Other Rated Offi- cers	Non- Rated Officers	Enlisted Per- sonnel	Hrs Flown by Discontinued Units	Total (Incl. hrs Flown by Discont. Units	By Type of Personnel						
													Total	Pilots	Other Rated Officers	Enlisted Per- sonnel			
<u>13-31 Jan 1947</u>																			
Total	a/35,270	a/29,824	a/2,296	a/1,423	a/1,727	a/11,743	a/11,289	a/315	a/60	a/79		177,385	29,378	28,851	484	43			
First AF	4,690	3,976	351	275	88	1,715	1,675	38	0	2		28,613	4,749	4,669	78	2			
Second AF	6,564	5,051	273	141	1,099	2,343	2,238	62	11	32		36,343	5,309	5,213	96	0			
Fourth AF	7,415	6,872	367	135	41	2,537	2,505	25	4	3		30,110	5,438	5,404	34	0			
Tenth AF	6,098	5,009	599	466	24	1,617	1,568	49	0	0		32,101	5,533	5,416	117	0			
Eleventh AF	6,981	5,771	19	291	400	1,987	1,919	59	1	8		27,471	4,403	4,315	85	3			
Fourteenth AF	a/3,522	a/3,145	a/187	a/115	a/75	a/1,544	a/1,384	a/82	a/44	a/34		23,247	3,946	3,834	74	38			
<u>1-15 Feb 1947</u>																			
Total	c/33,037	c/26,853	c/2,483	c/1,838	c/1,863	c/12,175	c/11,756	c/300	c/52	c/67		198,196	20,767	20,311	427	29			
First AF	5,261	4,355	478	319	109	1,739	1,709	27	0	3		31,863	3,316	3,250	56	10			
Second AF	2,308	1,012	39	128	1,125	1,919	1,828	46	6	39		38,139	1,837	1,796	41	0			
Fourth AF	a/7,597	a/7,001	a/385	a/146	a/65	a/2,893	a/2,862	a/28	a/1	a/2		34,005	3,934	3,895	39	0			
Tenth AF	a/6,340	a/5,127	a/655	a/529	a/29	a/2,172	a/2,117	a/55	a/0	a/0		37,343	5,321	5,242	79	0			
Eleventh AF	7,829	6,049	719	604	457	1,884	1,805	70	4	5		30,400	3,007	2,929	76	2			
Fourteenth AF	a/3,702	a/3,309	a/207	a/112	a/74	a/1,568	a/1,435	a/74	a/41	a/18		26,446	3,352	3,199	136	17			
<u>16-28 Feb 1947</u>																			
Total	b/35,146	b/28,392	b/2,694	b/1,994	b/2,066	b/9,817	b/9,463	b/254	b/46	b/54		211,590	13,637	13,394	209	34			
First AF	5,732	4,731	526	347	128	1,625	1,583	39	0	3		35,833	2,013	1,970	42	1			
Second AF	3,148	1,685	71	119	1,273	953	903	26	0	24		39,819	1,706	1,680	25	1			
Fourth AF	8,045	7,334	434	193	79	2,832	2,785	44	1	2		37,323	3,349	3,318	23	8			
Tenth AF	6,668	5,459	633	545	31	1,767	1,720	47	0	0		40,111	2,807	2,768	39	0			
Eleventh AF	7,931	5,994	795	666	476	1,407	1,367	36	0	4		31,839	1,463	1,439	22	2			
Fourteenth AF	b/3,622	b/3,189	b/230	b/124	b/79	b/1,233	b/1,105	b/62	b/45	b/21		26,665	2,299	2,219	58	22			
<u>1-15 Mar 1947</u>																			
Total	28,944	22,789	2,205	1,749	2,201	8,247	7,924	200	59	64	(9,156)	227,507	16,216	15,917	272	27			
First AF	5,548	4,395	566	410	177	1,807	1,761	43	0	3		38,058	4,350	4,225	97	8			
Second AF	3,368	1,819	52	104	1,393	1,079	1,018	19	7	35		42,262	2,486	2,443	43	0			
Fourth AF	6,890	6,207	413	201	69	2,473	2,442	29	0	2	(9,156)	40,862	3,574	3,539	31	4			
Tenth AF	3,588	3,159	262	156	11	1,030	1,004	26	0	0		42,366	2,295	2,255	40	0			
Eleventh AF	6,953	4,952	731	785	485	920	892	16	2	10		33,609	1,798	1,770	24	4			
Fourteenth AF	2,597	2,257	181	93	66	938	807	67	50	14		30,350	1,733	1,685	37	11			
<u>16-31 Mar 1947</u>																			
Total	30,467	23,490	2,327	1,923	2,727	9,776	9,355	220	95	106	(26,967)	247,865	20,862	20,358	421	83			
First AF	5,730	4,490	611	424	205	2,064	2,002	53	0	9	(2,560)	41,771	3,839	3,713	113	13			
Second AF	4,813	3,003	125	91	1,594	1,653	1,525	37	23	68	(824)	46,259	4,093	3,997	66	30			
Fourth AF	7,126	6,389	436	221	80	2,694	2,659	32	0	3	(9,156)	44,808	4,030	3,946	76	8			
Tenth AF	3,319	2,943	185	172	19	1,223	1,193	30	0	0	(14,630)	45,605	3,281	3,239	42	0			
Eleventh AF	6,780	4,307	791	917	765	1,189	1,132	25	22	10	(4,947)	36,226	2,656	2,617	34	5			
Fourteenth AF	2,699	2,358	179	98	64	953	844	43	50	16	(4,850)	33,196	2,963	2,846	90	27			

1-15 Apr 1947

Total	34,586	27,073	2,604	2,128	2,781	9,745	9,133	301	122	189	(42,578)	265,077	17,716	17,212	486	18
First AF	6,146	4,780	638	491	237	1,994	1,913	73	0	8	(2,560)	45,746	4,164	3,975	181	8
Second AF	6,429	4,370	286	118	1,655	1,966	1,737	53	41	135	(824)	49,132	2,941	2,873	68	0
Fourth AF	7,319	6,517	477	240	85	2,377	2,321	48	0	8	(9,156)	48,207	3,451	3,399	52	0
Tenth AF	3,563	3,166	181	184	32	1,187	1,149	38	0	0	(14,872)	47,783	2,214	2,178	36	0
Eleventh AF	8,110	5,579	840	992	699	1,244	1,178	30	23	13	(7,553)	38,822	2,661	2,596	63	2
Fourteenth AF	3,019	2,661	182	103	73	977	835	59	58	25	(7,613)	35,387	2,285	2,191	86	8

16-30 Apr 1947

Total	36,926	28,630	2,862	2,247	3,187	10,463	9,786	363	105	209	(42,578)	287,387	22,893	22,310	514	69
First AF	6,427	4,930	673	537	287	1,911	1,826	79	0	6	(2,560)	49,535	3,897	3,789	98	10
Second AF	7,145	4,938	360	109	1,738	2,224	1,965	70	30	159	(824)	54,042	5,042	4,910	132	0
Fourth AF	7,739	6,820	573	263	83	2,484	2,411	67	0	6	(9,156)	51,964	3,821	3,757	64	0
Tenth AF	3,632	3,211	195	193	33	1,225	1,195	30	0	0	(14,872)	51,239	3,534	3,456	78	0
Eleventh AF	8,815	5,933	877	1,035	970	1,550	1,464	52	17	17	(7,553)	42,047	3,321	3,225	72	24
Fourteenth AF	3,168	2,798	184	110	76	1,069	925	65	58	21	(7,613)	38,560	3,278	3,173	70	35

1-15 May 1947

Total	39,493	30,480	3,185	2,447	3,381	10,866	10,174	420	81	191	(42,578)	310,554	23,771	23,167	584	20
First AF	7,098	5,505	715	544	334	1,808	1,740	61	0	7	(2,560)	52,814	3,381	3,279	93	9
Second AF	7,530	5,240	419	107	1,764	2,392	2,140	87	16	149	(824)	59,448	5,509	5,406	103	0
Fourth AF	9,288	8,039	776	343	130	2,485	2,354	128	0	3	(9,156)	55,673	3,795	3,709	86	0
Tenth AF	3,580	3,149	175	214	42	1,443	1,413	30	0	0	(14,872)	55,182	3,999	3,943	56	0
Eleventh AF	8,865	5,825	896	1,113	1,031	1,619	1,535	56	14	14	(7,553)	46,053	4,153	4,006	144	3
Fourteenth AF	3,132	2,722	204	126	80	1,119	992	58	51	18	(7,613)	41,384	2,934	2,824	102	8

16-31 May 1947

Total	42,198	32,971	3,355	2,518	3,354	11,699	10,725	608	144	222	(42,578)	336,359	26,662	25,905	669	88
First AF	7,408	5,714	747	574	373	1,838	1,762	61	1	14	(2,560)	57,187	4,579	4,373	184	22
Second AF	7,894	5,736	476	100	1,582	2,667	2,292	172	42	161	(824)	65,068	5,849	5,720	126	3
Fourth AF	9,471	8,223	791	356	101	2,573	2,363	205	0	5	(9,156)	59,166	3,559	3,493	66	0
Tenth AF	3,845	3,364	205	231	45	1,561	1,526	35	0	0	(14,872)	59,534	4,415	4,352	63	0
Eleventh AF	10,355	7,152	917	1,122	1,164	1,806	1,685	62	40	19	(7,553)	50,364	4,399	4,311	85	3
Fourteenth AF	3,225	2,782	219	135	89	1,254	1,097	73	61	23	(7,613)	45,040	3,861	3,656	145	60

1-15 Jun 1947

Total	42,386	33,099	3,509	2,462	3,316	11,425	10,468	607	156	194	(42,578)	360,713	25,109	24,354	684	71
First AF	7,867	6,068	776	605	418	1,877	1,797	67	1	12	(2,560)	61,566	4,550	4,379	144	27
Second AF	8,015	6,016	510	89	1,400	2,781	2,443	167	38	133	(824)	69,656	4,776	4,588	184	4
Fourth AF	9,620	8,306	809	368	137	1,953	1,759	191	0	3	(9,156)	61,652	2,508	2,486	22	0
Tenth AF	4,085	3,520	238	282	45	1,672	1,627	45	0	0	(14,872)	64,229	4,807	4,695	112	0
Eleventh AF	9,295	6,189	957	1,219	1,219	1,970	1,853	58	42	17	(7,553)	56,035	5,779	5,671	108	0
Fourteenth AF	3,504	3,000	246	161	97	1,172	989	79	75	29	(7,613)	47,575	2,689	2,535	114	40

16-30 Jun 1947

Total	45,851	34,894	3,828	3,044	4,080	10,858	9,861	656	138	203	(42,578)	383,000	23,018	22,287	696	35
First AF	7,947	6,016	813	662	456	2,166	2,086	66	0	14	(2,560)	66,987	5,685	5,421	237	27
Second AF	9,616	6,998	631	121	1,866	2,624	2,245	197	34	148	(824)	74,697	5,175	5,041	133	1
Fourth AF	9,578	8,276	762	403	137	1,327	1,120	204	0	3	(9,156)	63,712	2,112	2,060	52	0
Tenth AF	4,935	4,124	382	399	30	1,708	1,654	43	11	0	(14,872)	67,549	3,387	3,320	67	0
Eleventh AF	10,110	6,358	961	1,300	1,491	1,911	1,810	70	15	16	(7,553)	60,127	4,190	4,092	98	0
Fourteenth AF	3,665	3,122	279	164	100	1,122	946	76	78	22	(7,613)	49,928	2,469	2,353	109	7

Table 161.-- AIR RESERVE TRAINING, AIR DEFENSE COMMAND: WEEKLY,

Air Force and Date	Qualified to Receive Training					Enrolled for Training				
	Total	Pilots	Other Rated Officers	Non-Rated Officers	Enlisted Personnel	Total	Pilots	Other Rated Officers	Non-Rated Officers	Enlisted Personnel
<u>1-15 Jul 1947</u>										
<u>Total</u>	<u>26,796</u>	<u>28,232</u>	<u>2,573</u>	<u>2,909</u>	<u>3,082</u>	<u>74,366</u>	<u>51,337</u>	<u>8,215</u>	<u>6,443</u>	<u>8,371</u>
First AF.	5,690	4,519	460	332	379	11,346	8,067	1,159	1,394	726
Second AF.	9,430	6,913	699	662	1,156	25,706	17,723	3,450	1,667	2,866
Fourth AF.	7,317	6,136	501	486	194	10,079	8,301	907	602	269
Tenth AF.	4,860	3,890	415	501	54	6,810	5,553	675	528	54
Eleventh AF.	6,977	4,626	342	772	1,237	16,754	8,588	1,740	2,080	4,346
Fourteenth AF.	2,522	2,148	156	156	62	3,671	3,105	284	172	110
<u>16-31 Jul 1947</u>										
<u>Total</u>	<u>42,755</u>	<u>30,110</u>	<u>2,882</u>	<u>5,788</u>	<u>3,975</u>	<u>82,692</u>	<u>55,296</u>	<u>9,527</u>	<u>8,393</u>	<u>9,476</u>
First AF.	6,520	4,760	485	801	474	11,782	8,227	1,191	1,628	736
Second AF.	12,223	7,457	788	2,235	1,743	30,382	19,419	4,347	3,271	3,345
Fourth AF.	8,209	6,592	586	778	253	10,884	8,646	1,065	801	372
Tenth AF.	5,109	4,084	419	546	60	7,059	5,665	761	573	60
Eleventh AF.	7,990	4,986	444	1,180	1,380	18,689	10,120	1,870	1,854	4,845
Fourteenth AF.	2,704	2,231	160	248	65	3,896	3,219	293	266	118
<u>1-15 Aug 1947</u>										
<u>Total</u>	<u>43,728</u>	<u>30,064</u>	<u>3,004</u>	<u>6,082</u>	<u>4,578</u>	<u>85,524</u>	<u>55,154</u>	<u>9,872</u>	<u>9,024</u>	<u>11,484</u>
First AF.	6,394	4,784	529	710	371	11,506	7,801	1,237	1,681	787
Second AF.	11,879	7,632	812	2,267	1,168	30,719	19,621	4,414	3,303	3,381
Fourth AF.	8,849	6,381	631	1,002	835	12,398	9,026	1,212	1,206	954
Tenth AF.	4,944	3,241	459	547	97	7,402	5,903	787	615	97
Eleventh AF.	8,920	5,178	401	1,303	2,038	19,496	9,493	1,910	1,948	6,145
Fourteenth AF.	2,742	2,248	172	253	69	4,013	3,310	312	271	120
<u>16-31 Aug 1947</u>										
<u>Total</u>	<u>49,709</u>	<u>30,659</u>	<u>3,107</u>	<u>6,754</u>	<u>9,189</u>	<u>90,292</u>	<u>55,459</u>	<u>10,060</u>	<u>9,319</u>	<u>15,454</u>
First AF.	7,011	4,739	549	1,285	438	10,903	7,183	1,223	1,692	805
Second AF.	12,716	7,972	851	2,081	1,812	31,316	20,079	4,476	3,345	3,416
Fourth AF.	12,865	6,446	644	1,151	4,624	16,359	9,118	1,226	1,263	4,752
Tenth AF.	5,155	3,970	460	603	122	7,738	6,111	849	656	122
Eleventh AF.	9,090	5,248	434	1,351	2,057	19,808	9,599	1,955	2,062	6,192
Fourteenth AF.	2,872	2,284	169	283	136	4,168	3,369	331	301	167
<u>1-30 Sep 1947</u>										
<u>Total</u>	<u>69,822</u>	<u>31,703</u>	<u>3,544</u>	<u>14,668</u>	<u>19,907</u>	<u>111,013</u>	<u>54,292</u>	<u>13,086</u>	<u>15,982</u>	<u>27,653</u>
First AF.	7,078	4,616	590	1,310	562	10,635	6,781	1,271	1,726	857
Second AF.	27,305	8,154	1,079	6,927	11,145	43,046	15,937	6,280	6,933	13,896
Fourth AF.	13,583	6,499	656	1,681	4,747	17,632	9,567	1,364	1,830	4,871
Tenth AF.	9,091	4,509	551	2,964	1,067	13,941	8,123	1,734	3,017	1,067
Eleventh AF.	9,706	5,589	483	1,442	2,192	21,152	10,263	2,048	2,119	6,722
Fourteenth AF.	3,059	2,336	185	344	194	4,607	3,621	389	357	240
<u>1-31 Oct 1947</u>										
<u>Total</u>	<u>84,794</u>	<u>32,303</u>	<u>3,664</u>	<u>15,444</u>	<u>33,383</u>	<u>127,931</u>	<u>55,115</u>	<u>13,686</u>	<u>16,707</u>	<u>42,423</u>
First AF.	7,229	4,392	642	1,411	784	9,599	5,691	1,333	1,585	990
Second AF.	34,525	8,557	1,167	7,185	17,616	51,109	16,270	6,398	7,199	21,242
Fourth AF.	13,589	6,646	540	1,739	4,664	18,144	10,062	1,394	1,873	4,815
Tenth AF.	16,223	4,566	547	3,355	7,755	21,764	8,758	1,874	3,377	7,755
Eleventh AF.	9,911	5,697	542	1,340	2,332	22,197	10,475	2,118	2,244	7,360
Fourteenth AF.	3,317	2,445	226	414	232	5,118	3,859	569	429	261

SEMI-MONTHLY, MONTHLY, 28 JUL 1946 THROUGH DEC 1947 -- Continued

Received Training					Reservist Hours Flown to Date		Reserve Hours Flown During Period in Reserve and AF ACT. A/C				Air Force and Date
Total	Pilots	Other Rated Officers	Non-Rated Officers	Enlisted Personnel	Hours Flown By Discontinued Units	Total (Includes Hours Flown By Discontinued Units)	Total	Pilots	Other Rated Officers	Enlisted Personnel	
<u>10,308</u>	<u>9,263</u>	<u>555</u>	<u>227</u>	<u>263</u>	<u>(42,578)</u>	<u>406,207</u>	<u>23,831</u>	<u>23,207</u>	<u>588</u>	<u>36</u>	<u>1-15 Jul 1947</u> <u>Total</u>
1,880	1,803	59	4	14	(2,560)	71,195	4,353	4,208	130	15	First AF
2,819	2,275	207	138	199	(824)	79,975	5,388	5,278	110	0	Second AF
1,077	959	106	4	8	(9,156)	66,636	2,963	2,924	39	0	Fourth AF
1,555	1,505	39	10	1	(14,872)	71,505	4,085	3,956	129	0	Tenth AF
1,898	1,786	74	14	24	(7,553)	63,862	3,832	3,735	85	12	Eleventh AF
1,079	935	70	57	17	(7,613)	53,034	3,210	3,106	95	9	Fourteenth AF
<u>10,708</u>	<u>9,576</u>	<u>578</u>	<u>242</u>	<u>312</u>	<u>(42,578)</u>	<u>429,154</u>	<u>23,660</u>	<u>22,947</u>	<u>674</u>	<u>29</u>	<u>16-31 Jul 1947</u> <u>Total</u>
1,876	1,767	83	8	18	(2,560)	75,397	4,397	4,202	183	12	First AF
3,056	2,438	217	158	243	(824)	84,045	4,207	4,070	137	0	Second AF
1,218	1,098	111	4	5	(9,156)	70,064	3,493	3,428	65	0	Fourth AF
1,435	1,429	46	9	1	(14,872)	74,937	3,496	3,432	64	0	Tenth AF
1,989	1,884	64	15	26	(7,553)	68,461	4,736	4,599	124	3	Eleventh AF
1,084	960	57	48	19	(7,613)	56,250	3,331	3,216	101	14	Fourteenth AF
<u>10,400</u>	<u>9,292</u>	<u>601</u>	<u>228</u>	<u>279</u>	<u>(42,578)</u>	<u>449,989</u>	<u>21,496</u>	<u>20,835</u>	<u>640</u>	<u>21</u>	<u>1-15 Aug 1947</u> <u>Total</u>
1,787	1,684	83	8	12	(2,560)	78,861	3,592	3,464	125	3	First AF
2,781	2,178	231	148	224	(824)	87,625	3,693	3,580	113	0	Second AF
1,239	1,105	127	2	5	(9,156)	73,158	3,149	3,094	49	6	Fourth AF
1,578	1,511	54	11	2	(14,872)	78,081	3,228	3,164	84	0	Tenth AF
1,971	1,879	57	17	18	(7,553)	72,928	4,561	4,467	94	0	Eleventh AF
1,044	935	49	42	18	(7,613)	59,336	3,273	3,086	175	12	Fourteenth AF
<u>10,563</u>	<u>9,470</u>	<u>605</u>	<u>215</u>	<u>273</u>	<u>(42,578)</u>	<u>474,258</u>	<u>25,060</u>	<u>24,269</u>	<u>764</u>	<u>27</u>	<u>16-31 Aug 1947</u> <u>Total</u>
1,646	1,570	66	4	6	(2,560)	82,019	3,290	3,158	132	0	First AF
2,667	2,071	227	144	225	(824)	92,803	5,331	5,178	153	0	Second AF
1,422	1,295	121	2	4	(9,156)	77,500	4,426	4,342	76	8	Fourth AF
1,534	1,468	54	10	2	(14,872)	81,672	3,701	3,591	110	0	Tenth AF
2,080	1,990	66	11	13	(7,553)	76,986	4,185	4,058	126	1	Eleventh AF
1,214	1,076	71	44	23	(7,613)	63,278	4,127	3,942	167	18	Fourteenth AF
<u>11,264</u>	<u>9,674</u>	<u>662</u>	<u>447</u>	<u>481</u>	<u>(42,578)</u>	<u>510,714</u>	<u>27,866</u>	<u>26,467</u>	<u>1,318</u>	<u>81</u>	<u>1-30 Sep 1947</u> <u>Total</u>
1,878	1,604	78	89	107	(2,560)	88,394	6,663	6,375	279	9	First AF
3,365	2,638	252	207	268	(824)	100,479	7,985	7,676	296	13	Second AF
1,491	1,378	107	1	5	(9,156)	84,092	6,765	6,603	152	10	Fourth AF
1,517	1,410	86	16	5	(14,872)	85,712	4,190	4,040	146	4	Tenth AF
1,887	1,709	78	52	48	(7,553)	84,113	7,396	7,127	242	27	Eleventh AF
1,126	935	61	82	48	(7,613)	67,924	4,867	4,646	203	18	Fourteenth AF
<u>14,167</u>	<u>11,238</u>	<u>1,096</u>	<u>1,186</u>	<u>647</u>	<u>(42,578)</u>	<u>552,207</u>	<u>42,971</u>	<u>41,493</u>	<u>1,389</u>	<u>89</u>	<u>1-31 Oct 1947</u> <u>Total</u>
2,077	1,693	96	189	99	(2,560)	95,137	7,172	6,743	374	55	First AF
5,180	3,341	583	816	440	(824)	109,106	8,847	8,627	220	0	Second AF
1,794	1,676	117	0	1	(9,156)	91,170	7,158	7,078	80	0	Fourth AF
1,543	1,461	64	16	2	(14,872)	90,888	5,306	5,176	130	0	Tenth AF
2,333	2,070	152	73	38	(7,553)	92,645	8,865	8,532	333	0	Eleventh AF
1,240	997	84	92	67	(7,613)	73,261	5,623	5,337	252	34	Fourteenth AF

Table 161.-- AIR RESERVE TRAINING, AIR DEFENSE COMMAND: WEEKLY, SEMI-MONTHLY, MONTHLY, 28 JUL 1946 THROUGH DEC 1947 -- Continued

Air Force and Date	Qualified to Receive Training					Enrolled for Training				
	Total	Pilots	Other Rated Officers	Non-Rated Officers	Enlisted Personnel	Total	Pilots	Other Rated Officers	Non-Rated Officers	Enlisted Personnel
<u>1-30 Nov 1947</u>										
Total	87,384	33,034	4,032	15,127	35,190	126,054	55,672	14,891	16,379	44,612
First AF	6,843	3,785	780	1,461	817	8,634	4,555	1,396	1,642	1,041
Second AF	36,062	8,910	1,218	6,623	19,311	49,617	17,958	7,264	6,630	23,265
Fourth AF	13,850	6,830	608	1,853	4,559	18,530	10,327	1,469	1,996	4,738
Tenth AF	16,635	4,918	563	3,298	7,856	21,844	8,784	1,888	3,312	7,860
Eleventh AF	10,438	6,015	589	1,392	2,442	22,016	10,076	2,284	2,282	7,374
Fourteenth	3,556	2,576	275	500	205	5,413	3,972	590	517	334
<u>1-31 Dec 1947</u>										
Total	88,214	33,419	4,145	15,449	35,201	133,370	56,635	15,557	16,832	44,346
First AF	7,176	3,821	798	1,520	1,037	9,227	4,740	1,468	1,778	1,241
Second AF	35,832	8,753	1,231	6,747	19,101	54,975	17,934	7,545	6,755	22,741
Fourth AF	13,944	6,895	631	1,962	4,456	19,462	10,986	1,717	2,124	4,635
Tenth AF	16,701	4,975	572	3,308	7,846	21,878	8,833	1,871	3,324	7,850
Eleventh AF	10,991	6,390	633	1,411	2,558	22,324	10,156	2,343	2,334	7,491
Fourteenth AF	3,570	2,565	280	502	203	5,504	3,986	613	517	388

Air Force and Date	Received Training					Reservist Hours Flown to Date		Reserve Hours Flown During Period in Reserve and AF ACT. A/C			
	Total	Pilots	Other Rated Officers	Non-Rated Officers	Enlisted Personnel	Hours Flown by Discontinued Units	Total (Includes Hours Flown by Discontinued Units)	By Type of Personnel			
								Total	Pilots	Other Rated Officers	Enlisted Personnel
<u>1-30 Nov 1947 Contd</u>											
Total	13,691	10,351	1,079	1,294	967	(42,578)	590,946	40,275	28,739	1,404	132
First AF	1,835	1,452	93	217	73	(2,560)	102,832	8,114	7,695	360	59
Second AF	5,939	3,589	643	869	838	(824)	116,949	8,049	7,843	193	13
Fourth AF	1,323	1,235	85	0	3	(9,156)	96,555	5,461	5,385	60	16
Tenth AF	1,546	1,395	53	90	8	(14,872)	96,394	5,620	5,506	114	0
Eleventh AF	1,997	1,775	132	58	32	(7,553)	99,201	6,972	6,556	394	22
Fourteenth AF	1,051	905	73	60	13	(7,613)	79,015	6,059	5,754	283	22
<u>1-31 Dec 1947</u>											
Total	12,090	9,212	812	1,079	987	(42,578)	626,510	37,120	25,564	1,476	80
First AF	1,948	1,434	75	323	116	(2,560)	108,486	5,941	5,654	257	30
Second AF	4,754	2,982	403	565	804	(824)	124,353	7,705	7,404	293	8
Fourth AF	1,271	1,182	89	0	0	(9,156)	102,091	5,688	5,536	152	0
Tenth AF	1,538	1,353	69	90	26	(14,872)	102,025	5,853	5,631	222	0
Eleventh AF	1,745	1,536	117	64	28	(7,553)	105,531	6,673	6,330	329	14
Fourteenth AF	834	725	59	37	13	(7,613)	84,024	5,260	5,009	223	28

Table 162.-- COMPARATIVE UTILIZATION AND MAINTENANCE OF AIRPLANES IN THE AIR RESERVE IN CONTINENTAL US:
AUG 1946 TO DEC 1947

Note: Excludes airplanes in storage, transient airplanes, airplanes excess to military requirements and airplanes in modification

Year and Month	Hours Flown		Aver. Number of Airplanes on Hand		Aver. Hours Flown per Airplanes on Hand		Aver. Number of Airplanes in Commission	Per Cent of Airplanes in Commission		Aver. Hours Flown per Airplane in Commission		Accident Rates per 100,000 Flying Hours	
	Reserve	Per cent of USAF	Res.	Per cent of USAF	Res.	USAF Excl. Res.	Reserve	Res.	USAF Excl. Res.	Res.	USAF Excl. Res.	Res.	USAF Excl. Res.
1946													
Aug. . . .	5,777	3	117	2	49	29	84	72	47	69	62	a/	a/
Sep. . . .	17,595	8	340	4	52	26	233	69	45	76	58	a/	a/
Oct. . . .	30,092	13	741	11	41	32	466	63	53	65	59	a/	a/
Nov. . . .	33,430	19	1,126	15	30	22	683	61	59	49	38	a/	a/
Dec. . . .	35,351	22	1,266	17	28	20	778	61	56	45	36	65	41
1947													
Jan. . . .	38,627	23	1,331	18	29	21	903	68	57	43	36	72	38
Feb. . . .	30,821	19	1,393	18	22	21	949	68	52	32	40	43	39
Mar. . . .	31,585	17	1,407	19	22	24	982	70	54	32	45	41	48
Apr. . . .	33,856	17	1,345	18	25	27	986	73	56	34	48	44	40
May. . . .	41,833	19	1,266	18	33	30	909	72	57	46	53	51	37
Jun. . . .	54,844	25	1,274	19	43	30	842	66	59	65	51	28	33
Jul. . . .	53,371	25	1,296	20	41	32	931	72	59	57	53	33	34
Aug. . . .	52,083	25	1,301	20	40	30	894	69	58	58	52	47	37
Sep. . . .	45,456	21	1,283	20	35	33	907	71	58	50	56	42	34
Oct. . . .	45,252	21	1,274	19	36	32	915	72	57	49	55	40	26
Nov. . . .	34,740	19	1,248	19	28	28	934	75	57	37	48	31	30
Dec. . . .	29,708	17	1,214	18	24	26	906	75	56	33	47	33	36

a/ Not available

Table 163.-- AIRCRAFT HOURS FLOW BY AIR RESERVE PILOTS ON INACTIVE DUTY STATUS: AUG 1946 TO DEC 1947

Note: Excludes airplanes in storage, transient airplanes, airplanes excess to military requirements and airplanes in modification

Year and Month	Aver. Number of Pilots on Inactive Duty Status Receiving Training	Number of 1st Pilot Hours Flown	Aver. 1st Pilot Hours Flown per Active Pilot	Aver. Number of Airplanes Possessed	Total Hours Flown in Air Reserve Airplanes a/	Aver. Hours Flown per Airplane
1946						
Aug. . . .	2,148	5,777	2.7	117	5,777	49
Sep. . . .	3,511	14,310	4.1	340	17,595	52
Oct. . . .	5,740	26,638	4.6	741	30,092	41
Nov. . . .	8,036	32,211	4.0	1,126	33,430	30
Dec. . . .	10,382	29,118	2.8	1,266	35,351	28
1947						
Jan. . . .	10,988	31,948	2.9	1,331	38,627	29
Feb. . . .	10,610	25,299	2.4	1,393	30,821	22
Mar. . . .	8,640	26,746	3.1	1,407	31,585	22
Apr. . . .	9,460	29,238	3.1	1,345	33,856	25
May. . . .	10,450	36,933	3.5	1,266	41,833	33
Jun. . . .	10,165	47,154	4.6	1,274	54,844	43
Jul. . . .	10,458	42,361	4.1	1,296	53,371	41
Aug. . . .	10,032	42,822	4.3	1,301	52,083	40
Sep. . . .	10,420	40,643	3.9	1,283	45,456	35
Oct. . . .	11,652	40,435	3.5	1,274	45,252	36
Nov. . . .	10,517	31,947	3.0	1,248	34,740	28
Dec. . . .	9,229	27,157	2.9	1,214	29,708	24

a/ Includes hours flown by USAF pilots in Air Reserve Aircraft.

Table 164.-- AIRPLANES ON HAND IN THE AIR RESERVE, BY AIR FORCE

(The data below are included in other Continental US airplane inventory)

Line No	Air Force Area and Type and Model	1946				
		Aug	Sep	Oct	Nov	Dec
1	Total	180	494	945	1,207	1,286
2	<u>First Air Force-Total</u>	24	95	171	210	219
3	<u>Fighter-Total</u>	11	19	28	29	29
4	P-51	11	19	28	20	13
5	TP-51	-	-	-	9	16
6	<u>Transport</u>	-	-	-	-	-
7	C-45	-	-	-	1	1
8	<u>Trainer-Total</u>	13	76	143	180	189
9	AT-6	10	44	105	139	144
10	AT-7	-	-	-	1	1
11	AT-11	3	32	38	40	44
12	<u>Second Air Force-Total</u>	51	121	228	288	305
13	<u>Fighter-Total</u>	16	26	32	39	43
14	P-51	16	26	32	39	35
15	TP-51	-	-	-	-	8
16	<u>Trainer-Total</u>	35	95	196	249	262
17	AT-6	29	77	173	215	216
18	AT-7	-	-	-	-	-
19	AT-11	6	18	23	34	46
20	<u>Fourth Air Force-Total</u>	12	60	136	177	195
21	<u>Fighter-Total</u>	5	8	11	21	21
22	P-51	5	8	11	21	18
23	TP-51	-	-	-	-	3
24	<u>Trainer-Total</u>	7	52	125	156	174
25	AT-6	2	38	102	122	128
26	AT-7	-	-	-	-	-
27	AT-11	5	14	23	34	46
28	<u>Tenth Air Force-Total</u>	21	56	122	139	146
29	<u>Fighter-Total</u>	9	12	17	22	22
30	P-51	9	12	17	22	19
31	TP-51	-	-	-	-	3
32	<u>Trainer-Total</u>	12	44	105	117	124
33	AT-6	10	37	84	96	98
34	AT-7	-	-	-	-	-
35	AT-11	2	7	21	21	26
36	<u>Eleventh Air Force-Total</u>	36	100	176	246	266
37	<u>Fighter-Total</u>	14	19	28	34	34
38	P-51	14	19	28	34	19
39	TP-51	-	-	-	-	15
40	<u>Trainer-Total</u>	22	81	148	212	232
41	AT-6	19	65	124	180	191
42	AT-7	-	-	-	-	-
43	AT-11	3	16	24	32	41
44	<u>Fourteenth Air Force-Total</u>	36	62	112	147	155
45	<u>Fighter</u>	-	-	-	-	-
46	P-51	13	12	12	21	22
47	<u>Trainer-Total</u>	23	41	76	98	97
48	AT-6	22	41	76	98	97
49	AT-11	1	9	24	28	36

AREA AND TYPE AND MODEL OF AIRPLANES AUG 1946 TO DEC 1947

tables reflected elsewhere in this volume. Figures are as end of month.)

1947												Line No
Jan	Feb	Mar	Apr	May	Jun	Jul	Aug	Sep	Oct	Nov	Dec	
1,348	1,402	1,395	1,322	1,310	1,306	1,319	1,309	1,296	1,285	1,257	1,249	1
236	252	256	239	236	235	247	244	242	237	242	240	2
30	30	30	6	2	1	1	-	-	-	-	-	3
11	11	13	3	1	-	-	-	-	-	-	-	4
19	19	17	3	1	1	1	-	-	-	-	-	5
-	-	-	-	-	-	-	-	-	-	-	-	6
1	1	1	-	-	-	-	-	-	-	-	-	7
205	221	225	233	234	234	246	244	242	237	242	240	8
160	177	178	178	178	177	189	189	186	180	185	184	9
1	1	1	2	3	3	3	3	3	3	3	3	10
44	43	46	53	53	54	54	52	53	54	54	53	11
305	308	316	307	296	293	290	289	292	293	289	289	12
42	43	44	21	7	4	2	1	1	-	-	-	13
28	26	30	18	5	2	1	-	-	-	-	-	14
14	17	14	3	2	2	1	1	1	-	-	-	15
263	265	272	286	289	289	288	288	291	283	289	289	16
213	214	216	217	215	215	215	214	218	220	220	220	17
-	-	-	1	2	2	2	2	2	2	2	2	18
50	51	56	68	72	72	71	72	71	71	67	67	19
196	196	189	166	177	180	189	191	189	186	173	165	20
21	20	19	1	-	-	-	-	-	-	-	-	21
10	7	6	-	-	-	-	-	-	-	-	-	22
11	13	13	1	-	-	-	-	-	-	-	-	23
175	176	170	165	177	180	189	191	189	186	173	165	24
126	128	126	125	125	125	136	136	134	131	124	118	25
-	-	-	-	5	6	6	6	6	6	6	6	26
49	48	44	40	47	49	47	49	49	49	43	41	27
159	169	169	161	158	154	152	152	154	154	153	152	28
23	22	20	7	3	-	-	-	-	-	-	-	29
11	7	6	3	1	-	-	-	-	-	-	-	30
12	15	14	4	2	-	-	-	-	-	-	-	31
136	147	149	154	155	154	152	152	154	154	153	152	32
101	110	111	111	111	112	110	110	111	111	110	110	33
1	1	1	3	4	3	4	3	4	4	4	4	34
34	36	37	40	40	39	38	39	39	39	39	38	35
291	311	291	288	288	288	285	278	266	260	246	252	36
33	33	13	1	1	1	-	-	-	-	-	-	37
16	15	8	-	-	-	-	-	-	-	-	-	38
17	18	5	1	1	1	-	-	-	-	-	-	39
258	278	278	287	287	287	285	278	266	260	246	252	40
209	225	224	225	224	224	222	215	203	199	187	193	41
-	-	-	-	-	1	1	1	1	1	1	1	42
49	53	54	62	63	62	62	62	62	60	58	58	43
161	166	174	161	155	156	156	155	153	155	154	151	44
-	-	-	-	-	-	-	-	-	-	-	-	45
21	21	20	6	-	-	1	-	-	-	-	-	46
140	145	154	155	155	156	155	155	153	155	154	151	47
105	107	115	115	114	113	113	113	113	115	115	113	48
35	38	39	40	41	43	42	42	40	40	39	38	49

Table 165.-- RESERVE OFFICER TRAINING CORPS ENROLLMENT, BY AIR FORCE, BY INSTITUTION:

Line Number	Institution and Location	Type a/	Beginning of School Year, 1946-1947						Mid School		
			Basic			Advanced			Basic		
			Total	First Year	Second Year	Total	First Year	Second Year	Total	First Year	Second Year
1	Total		6,027	4,451	1,576	2,729	2,727	2	5,450	4,121	1,329
2	Continental US - Total		6,027	4,451	1,576	2,729	2,727	2	5,450	4,121	1,329
3	First Air Force - Total		817	492	325	231	231	000	822	552	270
4	Connecticut										
5	University of Connecticut, Storrs . .	L R	62	28	34	19	19	00	69	44	25
6	Yale University, New Haven	P E	9	6	3	13	13	00	7	6	1
7	Delaware										
8	(None)		-	-	-	-	-	-	-	-	-
9	Maine										
10	(None)		-	-	-	-	-	-	-	-	-
11	Massachusetts										
12	Boston University, Boston	P E	39	32	7	29	29	00	38	31	7
13	Harvard University, Cambridge	P E	-	-	-	-	-	-	-	-	-
14	Mass. State College, Amherst g/	L R	72	40	32	00	00	00	67	40	27
15	Mass. Inst. of Tech., Cambridge	L R	133	93	40	11	11	00	138	122	16
16	University of Mass., Amherst c/	L R	-	-	-	-	-	-	-	-	-
17	Williams College, Williamstown	P E	-	-	-	-	-	-	-	-	-
18	New Hampshire										
19	University of N. H., Durham	L R	50	40	10	17	17	00	44	36	8
20	New Jersey										
21	Rutgers University, New Brunswick . . .	L R	44	24	20	18	18	00	44	24	20
22	New York										
23	Colgate University, Hamilton	P E	-	-	-	-	-	-	-	-	-
24	Cornell Medical College, N. Y. City . . .	L R	-	-	-	-	-	-	-	-	-
25	Fordham University, New York City	P E	115	82	33	31	31	00	103	78	25
26	N. Y. University, Univ. Heights	P R	276	130	146	10	10	00	301	160	141
27	Syracuse University, Syracuse	P E	17	17	00	83	83	00	11	11	00
28	Rhode Island										
29	(None)		-	-	-	-	-	-	-	-	-
30	Vermont										
31	(None)		-	-	-	-	-	-	-	-	-
32	Second Air Force - Total		1,254	1,068	186	740	740	000	1,119	952	167
33	Colorado										
34	Colo. State College, Fort Collins	L R	00	00	00	31	31	00	00	00	00
35	Univ. of Denver, Denver	P E	-	-	-	-	-	-	-	-	-
36	Illinois										
37	Knox College, Galesburg	P E	00	00	00	25	25	00	18	16	2
38	University of Illinois, Champaign	L R	146	146	000	22	22	00	121	121	000
39	Iowa										
40	Coe College, Cedar Rapids	P R	18	15	3	10	10	00	22	17	5
41	Iowa Stat College, Ames	L R	88	81	7	28	28	00	88	82	6
42	State Univ. of Iowa, Iowa City	S R	163	141	22	15	15	00	180	153	27
43	Kansas										
44	Kans. State College, Manhattan	L R	55	50	5	78	78	00	00	00	00
45	Kuni. Univ. of Wichita, Wichita	M E	47	38	9	49	49	00	39	34	5
46	Univ. of Kans., Lawrence	S E	10	5	5	31	31	00	10	3	7
47	Michigan										
48	Mich. College of M and T, Houghton	S E	00	00	00	11	11	00	00	00	00
49	Mich. State Coll. of A and AS, E. Lansing	L R	123	123	000	100	100	000	108	108	000
50	University of Michigan, Ann Arbor	S E	17	5	12	12	12	00	16	7	9
51	Wayne University, Detroit	M E	-	-	-	-	-	-	-	-	-
52	Minnesota										
53	University of Minn., Minneapolis	L E	14	8	6	106	106	000	15	9	6
54	Missouri										
55	St. Louis Univ. Sch. of Med., St. Louis	P E	-	-	-	-	-	-	-	-	-
56	Univ. of Mo., Columbia	L R	88	60	28	50	50	00	88	60	28
57	Nebraska										
58	University of Nebr., Lincoln	L R	121	85	36	37	37	00	124	92	32
59	North Dakota										
60	N. Dak. Agri. College, Fargo	L E	58	52	6	18	18	00	40	35	5
61	Univ. of N. Dak., Grand Forks	S E	42	39	3	21	21	00	38	34	4
62	South Dakota										
63	S. Dak. State Coll. of A and M, Brookings	L R	68	68	00	31	31	00	68	68	00

a/ L - Land Grant, P - Private, M - Municipal, S - State, E - Elective, R - Required; b/ Initial
Source: Information available to TAG, (AG AO-R) D/A from reports (WD AGO form 131) prepared and submitted by educational institutions maintaining ROTC units.

BEGINNING OF SCHOOL YEAR, 1946 - 1947, THROUGH BEGINNING OF SCHOOL YEAR, 1947 - 1948

Year, 1946-1947			End of School Year, 1946-1947						Beginning of School Year, 1947-1948						Line Number
Advanced			Basic			Advanced			Basic			Advanced			
Total	First Year	Second Year	Total	First Year	Second Year	Total	First Year	Second Year	Total	First Year	Second Year	Total	First Year	Second Year	
3,001	2,991	10	5,638	4,274	1,364	2,849	2,836	13	15,772	10,962	4,810	6,169	3,996	2,173	1
3,001	2,991	10	5,638	4,274	1,364	2,849	2,836	13	15,772	10,962	4,810	6,169	3,996	2,173	2
277	277	000	791	529	262	257	256	1	2,015	1,360	655	560	348	212	3
20	20	00	65	42	23	20	20	00	67	59	28	54	35	19	4
18	18	00	6	6	00	17	16	1	16	12	4	29	16	13	5
-	-	-	-	-	-	-	-	-	-	-	-	-	-	-	6
-	-	-	-	-	-	-	-	-	-	-	-	-	-	-	7
-	-	-	-	-	-	-	-	-	-	-	-	-	-	-	8
-	-	-	-	-	-	-	-	-	-	-	-	-	-	-	9
-	-	-	-	-	-	-	-	-	-	-	-	-	-	-	10
26	26	00	37	30	7	26	26	00	118	93	25	45	21	24	11
-	-	-	-	-	-	-	-	-	b/39	25	14	21	21	00	12
00	00	00	-	-	-	-	-	-	-	-	-	-	-	-	13
23	23	00	130	115	15	23	23	00	254	162	92	37	20	17	14
-	-	-	63	38	25	00	00	00	146	101	45	22	22	00	15
-	-	-	-	-	-	-	-	-	b/31	31	00	10	10	00	16
17	17	00	43	35	8	17	17	00	204	173	31	47	33	14	17
18	18	00	44	24	20	17	17	00	425	300	125	22	10	12	18
-	-	-	-	-	-	-	-	-	b/15	15	00	17	17	00	19
-	-	-	-	-	-	-	-	-	b/301	196	105	17	17	00	20
52	52	00	98	75	23	51	51	00	160	103	57	95	45	50	21
10	10	00	294	153	141	10	10	00	179	65	114	43	35	8	22
93	93	00	11	11	00	76	76	00	40	25	15	101	46	55	23
-	-	-	-	-	-	-	-	-	-	-	-	-	-	-	24
-	-	-	-	-	-	-	-	-	-	-	-	-	-	-	25
-	-	-	-	-	-	-	-	-	-	-	-	-	-	-	26
-	-	-	-	-	-	-	-	-	-	-	-	-	-	-	27
-	-	-	-	-	-	-	-	-	-	-	-	-	-	-	28
-	-	-	-	-	-	-	-	-	-	-	-	-	-	-	29
-	-	-	-	-	-	-	-	-	-	-	-	-	-	-	30
-	-	-	-	-	-	-	-	-	-	-	-	-	-	-	31
717	717	000	1,093	923	170	660	660	000	4,234	3,055	1,179	1,439	872	567	32
28	28	00	00	00	00	27	27	00	412	300	112	60	42	18	33
-	-	-	-	-	-	-	-	-	b/19	10	9	57	57	00	34
20	20	00	18	16	2	19	19	00	00	00	00	26	12	14	35
38	38	00	111	111	000	36	36	00	274	191	83	53	25	28	36
8	8	0	22	17	5	8	8	0	44	29	15	19	13	6	37
26	26	00	88	82	6	22	22	00	459	340	119	66	44	22	38
14	14	00	198	132	26	14	14	00	283	178	105	58	46	12	39
76	76	00	57	50	7	71	71	00	465	350	115	99	36	63	40
49	49	00	32	27	5	48	48	00	76	51	25	82	42	40	41
58	58	00	10	4	6	53	53	00	18	11	7	132	101	31	42
15	15	00	00	00	00	13	13	00	00	00	00	28	15	13	43
83	83	00	101	101	000	75	75	00	432	274	158	155	82	73	44
12	12	00	14	6	8	12	12	00	19	15	4	22	11	11	45
-	-	-	-	-	-	-	-	-	b/7	5	2	22	22	00	46
95	95	00	17	11	6	86	86	00	19	11	8	184	107	77	47
-	-	-	-	-	-	-	-	-	b/9	9	0	44	44	00	48
43	43	00	88	60	28	40	40	00	313	218	95	100	65	35	49
43	43	00	107	78	29	37	37	00	270	166	104	58	29	29	50
13	13	00	28	22	6	11	11	00	232	196	36	30	21	9	51
21	21	00	36	32	4	17	17	00	163	125	38	23	9	14	52
26	26	00	68	68	00	25	25	00	223	176	47	37	12	25	53

enrollment; g/ Massachusetts State College changed to University of Massachusetts, 10 June 1947.
 ted by Professor Military Science and Tactics and Professor Military Science and Tactics for Air, at

Table 165.-- RESERVE OFFICER TRAINING CORPS ENROLLMENT, BY AIR FORCE, BY INSTITUTION:

Line Number	Institution and Location	Type s/ s	Beginning of School Year, 1946-1947						Mid School			
			Basic			Advanced			Basic			
			Total	First Year	Second Year	Total	First Year	Second Year	Total	First Year	Second Year	
1	<u>Second Air Force (Continued)</u>											
2	<u>Wisconsin</u>											
3	Univ. of Wis., Madison	L E	124	90	34	46	46	00	84	60	24	
4	<u>Wyoming</u>											
5	Univ. of Wyo., Laramie	L R	72	62	10	19	19	00	60	53	7	
6	<u>Fourth Air Force - Total</u>		<u>530</u>	<u>461</u>	<u>69</u>	<u>306</u>	<u>306</u>	<u>000</u>	<u>688</u>	<u>588</u>	<u>100</u>	
7	<u>Arizona</u>											
8	University of Ariz., Tucson	L R	106	70	36	43	43	00	108	75	33	
9	<u>California</u>											
10	Leland Stanford Jr., Stanford Univ. . .	P E	13	12	1	14	14	00	11	9	2	
11	San Jose State College, San Jose . . .	S E	-	-	-	-	-	-	-	-	-	
12	Univ. of California, Los Angeles . . .	L R	164	164	000	24	24	00	164	164	00	
13	Univ. of S. Calif., Los Angeles . . .	P E	-	-	-	-	-	-	-	-	-	
14	<u>Idaho</u>											
15	Univ. of Idaho, Moscow	L R	-	-	-	-	-	-	-	-	-	
16	<u>Montana</u>											
17	Mont. State College, Bozeman	L R	62	57	5	00	00	00	43	36	7	
18	Mont. State Univ., Missoula	S R	00	00	00	16	16	00	00	00	00	
19	<u>Nevada</u>											
20	Univ. of Nevada, Reno	L R	00	00	00	1	1	0	56	49	7	
21	<u>Oregon</u>											
22	Ore. State Ag. College, Corvallis . . .	L R	41	35	6	71	71	00	31	26	5	
23	Univ. of Oregon, Eugene	S R	144	123	21	40	40	00	128	104	24	
24	<u>Utah</u>											
25	Univ. of Utah, Salt Lake City	S E	00	00	00	13	13	00	17	16	1	
26	Utah State Ag. College, Logan	L R	00	00	00	79	79	00	00	00	00	
27	<u>Washington</u>											
28	State College of Wash., Pullman	L R	0	0	0	5	5	0	130	109	21	
29	Univ. of Wash., Seattle	S R	-	-	-	-	-	-	-	-	-	
30	<u>Tenth Air Force - Total</u>		<u>285</u>	<u>216</u>	<u>69</u>	<u>316</u>	<u>316</u>	<u>000</u>	<u>537</u>	<u>386</u>	<u>151</u>	
31	<u>Arkansas</u>											
32	Univ. of Arkansas, Fayetteville	L R	116	90	26	124	124	000	112	85	27	
33	<u>Louisiana</u>											
34	La. State Univ., Baton Rouge	L R	00	00	00	20	20	00	103	50	53	
35	Tulane Univ., New Orleans	P E	-	-	-	-	-	-	-	-	-	
36	<u>New Mexico</u>											
37	N.M. College of A and M, State College .	L R	00	00	00	20	20	00	00	00	00	
38	<u>Oklahoma</u>											
39	Okla. A and M College, Stillwater . . .	L R	00	00	00	62	62	00	39	29	10	
40	University of Oklahoma, Norman	S R	100	79	21	17	17	00	195	168	27	
41	<u>Texas</u>											
42	A and M Coll. of Tex., College Station .	L R	-	-	-	-	-	-	b/34	22	12	
43	Texas Tech. College, Lubbock	S E	69	47	22	73	73	00	54	32	22	
44	Univ. of Tex., Austin, Med.Sch., Galveston	S E	-	-	-	-	-	-	-	-	-	
45	<u>Eleventh Air Force - Total</u>		<u>2,271</u>	<u>1,603</u>	<u>668</u>	<u>616</u>	<u>614</u>	<u>2</u>	<u>1,525</u>	<u>1,116</u>	<u>409</u>	
46	<u>District of Columbia</u>											
47	Georgetown Univ., Washington, D.C . .	P E	44	23	21	44	44	00	38	19	19	
48	Howard Univ., Washington, D. C.	N R	44	14	30	37	37	00	00	00	00	
49	<u>Indiana</u>											
50	Indiana University, Bloomington	S R	346	298	48	35	35	00	313	260	53	
51	Purdue University, Lafayette	L R	245	188	57	47	47	00	165	120	45	
52	Univ. of Notre Dame, Notre Dame	P E	-	-	-	-	-	-	-	-	-	
53	<u>Kentucky</u>											
54	University of Kentucky, Lexington . . .	L R	-	-	-	b/45	45	00	00	00	00	
55	W.Ky.State Tchrs Coll., Bowling Green .	S E	-	-	-	b/10	10	00	28	17	11	
56	<u>Maryland</u>											
57	Johns Hopkins University, Baltimore . .	P E	28	20	8	19	19	00	26	17	9	
58	University of Md., College Park	L R	286	183	103	23	23	00	263	170	93	
59	<u>Ohio</u>											
60	Ohio State University, Columbus	L R	600	443	157	20	20	00	86	66	20	
61	Ohio University, Athens	S E	62	62	00	38	38	00	62	62	00	
62	University of Akron, Akron	M R	74	60	14	44	44	00	74	64	10	
63	Univ. of Cincinnati, Cincinnati	M E	30	24	6	74	74	00	27	22	5	

BEGINNING OF SCHOOL YEAR, 1946 - 1947, THROUGH BEGINNING OF SCHOOL YEAR, 1947 - 1948 -- Continued

Year, 1945-1947			End of School Year, 1946-1947						Beginning of School Year, 1947-1948						Line Number
Advanced			Basic			Advanced			Basic			Advanced			
Total	First Year	Second Year	Total	First Year	Second Year	Total	First Year	Second Year	Total	First Year	Second Year	Total	First Year	Second Year	
															1
32	32	00	82	57	25	31	31	00	355	298	57	60	27	33	2
17	17	00	56	49	7	15	15	00	142	102	40	24	10	14	3
<u>286</u>	<u>283</u>	<u>2</u>	<u>798</u>	<u>678</u>	<u>120</u>	<u>263</u>	<u>260</u>	<u>2</u>	<u>2,117</u>	<u>1,521</u>	<u>596</u>	<u>792</u>	<u>571</u>	<u>228</u>	4
35	35	00	101	69	32	35	35	00	289	215	74	55	30	25	5
18	16	2	7	6	1	22	19	3	15	7	8	35	16	19	6
-	-	-	-	-	-	-	-	-	b/16	8	8	40	40	00	7
23	22	1	159	159	00	20	20	00	342	247	95	58	45	13	8
-	-	-	-	-	-	-	-	-	b/1	00	1	12	12	00	9
-	-	-	-	-	-	-	-	-	b/98	50	48	32	32	00	10
00	00	00	31	27	4	00	00	00	57	45	12	8	8	0	11
14	14	00	75	66	9	10	10	00	159	123	36	20	9	11	12
8	8	0	56	49	7	8	8	0	167	105	62	21	16	5	13
61	61	00	25	20	5	53	53	00	190	154	36	93	45	48	14
29	29	00	113	93	20	23	23	00	335	254	81	57	35	22	15
5	5	0	28	15	13	4	4	0	34	32	2	72	68	4	16
88	88	00	75	65	10	84	84	00	101	70	31	190	121	69	17
5	5	0	128	109	19	4	4	0	300	200	100	21	17	4	18
-	-	-	-	-	-	-	-	-	b/13	11	2	85	77	8	19
<u>468</u>	<u>467</u>	<u>1</u>	<u>521</u>	<u>373</u>	<u>148</u>	<u>426</u>	<u>425</u>	<u>1</u>	<u>1,527</u>	<u>1,043</u>	<u>484</u>	<u>918</u>	<u>601</u>	<u>317</u>	20
113	113	000	110	84	26	99	99	00	00	00	00	143	57	86	21
49	49	00	97	45	52	47	47	00	416	263	153	85	42	43	22
-	-	-	-	-	-	-	-	-	b/27	21	6	52	52	00	23
17	17	00	00	00	00	16	16	00	00	00	00	48	36	12	24
55	55	00	37	27	10	53	53	00	223	152	71	88	47	41	25
45	44	1	192	165	27	43	42	1	445	333	112	101	67	34	26
131	131	00	34	22	12	115	115	00	311	204	107	195	144	51	27
58	58	00	51	30	21	53	53	00	92	61	31	107	60	47	28
-	-	-	-	-	-	-	-	-	b/13	9	4	99	96	3	29
<u>624</u>	<u>618</u>	<u>6</u>	<u>1,744</u>	<u>1,292</u>	<u>452</u>	<u>603</u>	<u>592</u>	<u>8</u>	<u>3,977</u>	<u>2,694</u>	<u>1,283</u>	<u>1,319</u>	<u>902</u>	<u>417</u>	30
36	36	00	00	00	00	31	31	00	00	00	00	69	47	22	31
34	34	00	44	14	30	31	31	00	60	20	40	56	35	21	32
32	32	00	313	260	53	32	32	00	496	319	177	89	61	28	33
53	48	5	163	118	45	51	46	5	408	320	88	68	35	33	34
-	-	-	-	-	-	-	-	-	b/12	12	00	48	48	00	35
44	44	00	251	212	39	38	38	00	451	307	144	115	77	38	36
8	8	00	27	15	12	7	7	00	77	64	13	19	14	5	37
12	12	00	26	17	9	10	10	00	38	25	13	25	16	9	38
19	19	00	260	166	94	18	18	00	472	292	180	40	24	16	39
21	21	00	99	72	27	21	21	00	733	499	234	63	44	19	40
35	35	00	62	62	00	32	32	00	62	62	00	41	19	22	41
45	45	00	62	52	10	42	42	00	00	00	00	61	31	30	42
62	62	00	27	22	5	59	59	00	96	74	22	108	85	23	43

BEGINNING OF SCHOOL YEAR, 1946 - 1947, THROUGH BEGINNING OF SCHOOL YEAR, 1947 - 1948 -- Continued

Year, 1946-1947			End of School Year, 1946-1947						Beginning of School Year, 1947-1948						Line Number
Advanced			Basic			Advanced			Basic			Advanced			
Total	First Year	Second Year	Total	First Year	Second Year	Total	First Year	Second Year	Total	First Year	Second Year	Total	First Year	Second Year	
															1
															2
37	37	00	25	22	3	33	33	00	00	00	00	90	62	28	3
-	-	-	-	-	-	-	-	-	b/ 54	37	17	18	18	00	4
44	44	00	109	75	34	43	43	00	268	155	113	68	26	42	5
71	71	00	45	00	45	71	71	00	152	150	2	98	52	46	6
-	-	-	-	-	-	-	-	-	b/ 51	29	22	27	27	00	7
-	-	-	-	-	-	-	-	-	b/161	115	46	64	64	00	8
															9
11	10	1	117	90	27	24	21	3	196	110	86	23	16	7	10
26	26	00	32	31	1	26	26	00	70	49	21	52	49	3	11
															12
34	34	00	82	64	18	34	34	00	120	55	65	77	52	25	13
<u>629</u>	<u>629</u>	<u>000</u>	<u>691</u>	<u>479</u>	<u>212</u>	<u>640</u>	<u>640</u>	<u>000</u>	<u>1,902</u>	<u>1,289</u>	<u>613</u>	<u>1,134</u>	<u>702</u>	<u>432</u>	14
															15
61	61	00	94	60	34	76	76	00	244	178	66	112	80	32	16
16	16	00	00	00	00	16	16	00	00	00	00	57	44	13	17
77	77	00	52	39	13	83	83	00	146	101	45	99	28	71	18
															19
75	75	00	100	87	13	70	70	00	451	268	183	149	93	56	20
															21
48	48	00	54	29	25	45	45	00	150	130	20	62	23	39	22
44	44	00	48	28	20	46	46	00	167	92	75	101	62	39	23
															24
96	96	00	18	16	2	92	92	00	175	140	35	174	142	32	25
43	43	00	35	24	11	43	43	00	80	44	36	60	32	28	26
															27
71	71	00	49	35	14	64	64	00	143	114	29	75	24	51	28
-	-	-	-	-	-	-	-	-	b/ 00	00	00	39	39	00	29
															30
35	35	00	82	42	40	36	36	00	119	79	40	79	45	34	31
19	19	00	118	81	37	29	29	00	171	104	67	54	52	2	32
															33
44	44	00	41	38	3	40	40	00	56	39	17	73	38	35	34
															35
															36
-	-	-	-	-	-	-	-	-	-	-	-	-	-	-	37
															38
-	-	-	-	-	-	-	-	-	-	-	-	-	-	-	39
															40
-	-	-	-	-	-	-	-	-	-	-	-	-	-	-	42

Table 166.-- DIRECT FUNDING FOR CIVILIAN COMPONENTS: FISCAL YEARS 1947 AND 1948

Project Number and Description	Obligations	
	FY - 1947 (As of 31 Dec 1947)	FY - 1948 (1st Half)
AIR NATIONAL GUARD		
<u>Total</u>	<u>\$25,093,431</u>	<u>\$10,037,870</u>
110-(Contract Authorization)	-	1,219,125
110-Procurement of Supplies and Equipment.	15,116,864	632,165
420-Miscellaneous Operating Expenses (1947).	27,830	-
422-Air Force Miscellaneous (1948)	-	257,849
431-Transportation of Property (1947).	415,717	-
432-Transportation of Property (1948).	-	429,220
432-Modification, Repair and Maintenance of AF Equipment (1947).	8,895,470	-
434-Modification, Repair and Maintenance of AF Equipment (1948).	-	4,807,363
441-Travel, Permanent Change of Station.	-	702
442-Travel of Personnel in Connection with National Guard or Activities.	35,491	32,609
512-Air Force Field Training Expenses.	-	224,374
522-Air Force Schools, Including Training.	-	1,377
530-Expenses of Regular Army Enlisted Instructors.	230,067	163,466
540-Army Drill Pay and Enlisted Expenses (1947).	371,992	-
542-Air Force Army Drill Expenses (1948)	-	2,269,620
AIR ORGANIZED RESERVE		
<u>Total</u>	<u>\$17,315,791</u>	<u>\$11,987,488</u>
510-Organized Reserve.	17,315,791	-
511-Pay, Travel and Allowances, Etc.	-	2,798,285
512-Pay of Civilian Employees.	-	3,192,346
513-Travel of Army Personnel in Connection with Organized Reserves	-	172,583
514-Procurement, Transportation and Other Expenses, Etc.	-	5,348,715
516-Rents and Utilities.	-	411,989
517-Miscellaneous Operating Expenses	-	63,570
AIR RESERVE OFFICERS TRAINING CORPS		
<u>Total</u>	<u>\$202,892</u>	<u>\$226,090</u>
510-Education and Training	5,010	-
511-Pay, Travel and Allowances, Etc.	116,941	214,302
512-Pay of Civilian Employees, Etc.	7,854	7,522
513-Travel and Other Expenses, Etc.	47,933	51,602
514-Procurement, Transportation and Other Expenses, Etc.	12,195	47,077
516-Miscellaneous Operating Expenses	12,959	5,587

Source: Budget Operations Division, Director of Budget, Comptroller, Hq., USAF.



0


1

2

3

4





INDEX

	PAGE		PAGE
AAF Center:		Air Training Command:	
Definition	X	Accidents, Motor Vehicle	260,261
Personnel, civilian	72-75	Airfields	185
Personnel, military	14-65	Flying time of airplanes	191,192
Negro	18,52,58	Housing	253-255
Women's Army Corps	17,24,49,50,56,57	Personnel, civilian	72
		Personnel, military	46-48
AAF Tactical Center (See AAF Center)		ASWAAF Female Medical Specialist	51
		Negro	52
		Women's Army Corps	50
Acceptances, airplanes:		Air Transport Command:	
Accessions, Civil and Military	74,75	Accidents, Motor Vehicles	260,261
All military		Air freight terminals in Continental US	186
By plant, by type and model	117	Airfields in Continental US	185
By type	116	Airways and Air Communications Service:	
Airframe weight	119	Facilities Maintained	188
Army cognizance		Ground Approach Operations	189
Airframe weight	118	Instrument Landing Service Operations	189
By type and model	115	Air Weather Service Operations	187
Definition		Flying time of airplanes	191,192
Navy cognizance	117	Housing in Continental US	254,255
		Medical air evacuation operations	245
Accidents. (See Aircraft accidents, Ground acci-		Personnel, civilian	72
dents and Motor Vehicle accidents)		Personnel, military	
Active and Inactive Airplanes (See Airplanes)		Continental US	46,48
Administrative personnel (See also Training,		Medical specialist (ASWAAF)	51
technical):		Women's Army Corps	50
Continental US	29,30	Overseas	53-55
In the AAF	27,28	By specialty	43,44
Overseas	31,32	Negro	58
Air Transport Command	43,44	Women's Army Corps (ASWAAF)	56,57
By Area	33-42	Returned to US from Overseas	64,65
		Shipped from US to Overseas	62,63
Admissions to hospitals and quarters by Cause	68,69	Transport operations	243,244
AF BU (RT)s	274,275		
Air Corps officers in Continental US and		Air University:	
Overseas	19,20	Accidents	260,261
		Airfields	185
Air Defense Command:		Flying time of airplanes	191,192
Accidents, Motor Vehicle	260,261	Housing	253-255
Airfields	185	Personnel, civilian	72
Flying Time of airplanes	190-192	Personnel, military	46-48
Housing	253-255	ASWAAF Female Medical Specialist	51
Personnel, civilian	72	Negro	52
Personnel, military	46-48	Women's Army Corps	50
AFWAAF Female Medical Specialist	51		
Negro	18,52	Aircooled engines - factory deliveries	124
Women's Army Corps	49,50		
National Guard Strength	263-267	Aircraft - definition	X
Air Reserve Training	279-284		
Air Reserve Permanent Party	278	Aircraft accidents - number and rate:	
Air freight terminals in Continental US	186	By type of accident:	
		Continental US	237,240-241
Air Materiel Command:		By airplane model	238-239
Accidents, Motor Vehicle	260,261	Continental US and Overseas	240-241
Airfields	185	Definitions	
Aircraft in storage	168	Air Reserve	285
Flying time of airplanes	191-192		
Housing	253-255	Aircraft engines (See engines, aircraft.)	
Personnel, civilian	72		
Personnel, military	46-48	Aircraft production (See also Acceptances.):	
ASWAAF Female Medical Specialist	51	US Production	117
Negro	18,52	US Financed Canadian production	117
Women's Army Corps	49-50		
Storage space at depots	169	Aircraft wrecked:	
		Continental US	237-239
Air Proving Ground Command:		Continental US and Overseas	240-241
Airfields	185		
Flying time of airplanes	191,192	Aircraft in storage at AMC Installations	168
Housing	253-255		
Personnel, civilian	72	Airfields:	
Personnel, military	46-48	In Continental US	186
ASWAAF Female Medical Specialist	51	By air force or command	185
Negro	18,52	Outside Continental US, by location	186
Women's Army Corps	49,50		
Accidents, Motor Vehicle	260,261	Airforce, By:	
		Air National Guard	
Air Technical Service Command. (See Air Materiel			
Command)			

INDEX - Continued

	PAGE		PAGE
Air force by (Contd)		Airplanes (Contd)	
Air National Guard (Contd)		Flying time (Contd)	
Airplanes on hand	268-269	By plant, type and model	193-196
Strength	263-267	Overseas by type and by area	197-214
Units	263-267	In storage at AMC installations	168
Utilization and Maintenance	270,271	On hand	
Air Reserve		Continental US	135-138
Bases and AF BU (RT)s	274,275	Active and inactive	158
Organizations activated	273	Gains and losses	157
Permanent party	278	In the USAF	130-134
Strength	276-278	Active and inactive	158
Training in ADC	279-284	Gains and losses	157
Air Reserve Officers Training Corps		Overseas	139-142
Enrollment	288-293	Active and inactive	158
Airframe weight:		Gains and losses	157
All factory accepted military airplanes	119	Unit cost, average	112-114
Definition	X	Utilization and maintenance air reserve	285
Factory accepted Army cognizance airplanes	118	Air Reserve:	
Airplane acceptances. (See acceptances, airplane)		Airplanes:	
Airplane, combat - Definition	X	Utilization and maintenance	285
Airplane deliveries. (See deliveries)		Accident rates	285
Airplane engine maintenance:		Hours flown	285
Man-hours expended, by type of engine	171	On hand:	
Airplane, excess to requirements (disposition or)	179,181	By air force, by type and model	286,287
Airplane, first line (see also specific type):		AF BU (RT)s	286,287
Definition	X	Bases - status of	274,275
Losses (See airplane losses)		By air force (See Air Forces)	
Airplane losses:		Direct funding	294
Continental US and Overseas	172,173	Hours flown -	
Overseas by area:		Pilots - inactive duty status	185
Combat by type	174,175	Pilots in training - ADC	279-284
Combat and non-combat type airplanes	177	Organizations activated	273
Non-combat by type	176	Personnel :	
Airplane maintenance personnel (see also Training, technical):		By type	276
Continental US	29,30	By race	277
In the AAF	27,28	By specialty group	277
Overseas	31,32	Permanent party (See ADC)	
Air Transport Command	43,44	Training (See ADC)	
By area	33-50	Alaska:	
Airplane miles flown by ATC	242-244	Airplane arrivals from US	116
Airplane, military - Definition	X	Airplane losses	
Airplane, second-line (see specific type):		Combat and non-combat airplanes	177
Definition	X	Airplanes on hand	155,156
Losses (See airplane losses)		Aviation fuel consumption of airplanes	231-233
Airplanes (See also specific types, individual theaters, air forces and commands):		Definition	X
Arrivals from US in overseas areas	178	Engines on hand	167
Authorized for procurement	110-111	Flying time of airplanes	213,214
Aviation Fuel consumption overseas by type and by area	215-233	Personnel, military	53,55
Combat - Definition	X	By specialty	41,42
Disposition of airplanes excess to requirements	179-181	Negro	58
Factory acceptances	115,116,117	Returned to US from	64,65
Airframe weight - by type	118,119	Shipped from US to	62,63
All military	117	Tactical units (groups and squadrons).	12
Army cognizance	115	Alaskan Air Command. (See Alaska)	
By plant, type and model	118	Appropriations:	
Factory deliveries by type and recipient	120-123	Direct Cash	249
Flying time:		Expenditures from direct appropriations	249
Continental US	190-196	Expenditures from direct appropriations by major project	250,251,252
By command	190-192	Armed and ordnance personnel (see also Training, technical):	
Airplanes (Contd)		Continental US	29,30
Flying time (Contd)		In the AAF	27,28
By plant, type and model	193-196	Overseas	31,32
Overseas by type and by area	197-214	Air Transport Command	43,44
In storage at AMC installations	168	By area	35-50
On hand		Arms and services officers	19,20
Continental US	135-138	Assembly plants in Continental US	186
Active and inactive	158	Assistance, casualty	70
Gains and losses	157	USWAAF - definition	X
In the USAF	130-134		
Active and inactive	158		
Gains and losses	157		
Overseas	139-142		
Active and inactive	158		
Gains and losses	157		
Unit cost, average	112-114		
Utilization and maintenance air reserve	285		

INDEX - Continued

	PAGE		PAGE
Attrition (See eliminees and fatalities - training)		Caribbean Area (Contd)	
Automotive personnel:		Tactical units (groups and squadrons)	8
Continental US	30	Chaplains in Continental US and Overseas	19,20,70
In the AAF	28	Chief Of Staff:	
Overseas	32	Flying time of airplanes	192
Air Transport Command	44	Chemical officers in Continental US and Overseas	19,20
By area	34,36,38,40,42,44	China Area :	
Aviation Cadets:		Airplane arrivals from US	178
In the AAF	23	Airplane losses	
By type of training	92	Combat and non-combat airplanes	177
Awards, civilian	71	Airplanes on hand	147-148
Definitions	XI	Definition	XI
Bases. (See airfields and installations)		Engines on hand	166
Basic training centers	186	Aviation fuel consumption of airplanes	229-230
Bolling Field Command:		Flying time of airplanes	211-212
Definition	XI	Personnel, military	53-55
Flying time of airplanes	192	By specialty	39,40
Personnel:		Negro	58
Military	46	Returned to US from	64
Officers	47	Shipped from US to	62
Enlisted	48	Women's Army Corps	56,57
ASWAAF - Women's Army Corps	49	Tactical units (groups and squadrons)	11
Officers	50	China & India-Burma. (See China Area which is used synonymously).	
Enlisted	50	Civilian personnel (See personnel, civilian)	
ASWAAF Medical specialists	51	Civilian pay roll (See expenditures)	
Negro	52	Cognizance (See also Acceptances, airplane deliveries Propellor)	
Civilian	72	Definition	XI
Bombardiers (See also training, flying)		Colonels:	
Continental US	29	Continental US and Overseas	22
In the AAF	27	ASWAAF Medical specialists	26
Overseas	31	ASWAAF Nurses	25
Air Transport Command	43	Continental:	
By area	33,35,37,39,41,43	ASWAAF Nurses	25
Bombers (See specific type)		ASWAAF Female Medical specialists	26
Bombing and gunnery ranges	186	Overseas:	
Bulk allotment. (see Personnel in bulk allotment units.)		ASWAAF Nurses	25
Captains:		Colored military personnel (See Negro Military Personnel)	
Continental US and Overseas	22	Combat groups (See Tactical units)	
ASWAAF Female medical specialist	26	Commanding General:	
ASWAAF Nurses	25	Personnel:	
Women's Army Corps	24	Continental US:	
Continental:		Military (Total).	46
ASWAAF Female medical specialist	26	Officers	47
ASWAAF Nurses	25	Enlisted Personnel	48
Women's Army Corps	24	ASWAAF Women's Army Corps	49
Overseas:		ASWAAF Women's Army Corps Officers	50
ASWAAF Nurses	25	ASWAAF Women's Army Corps Enlisted Personnel	50
Women's Army Corps	24	ASWAAF Female medical specialist	51
Cargo carried by ATC	242-244	Negro	52
Caribbean Air Command (See Caribbean Area which is used synonymously):		Civilian	72
Definition		Communications:	
Caribbean Area:		Airplane accidents in Continental US	238,239
Airplane arrivals from US	178	Airplane arrivals (including trainers) from	
Airplane losses		US in overseas areas	178
Combat and non-combat airplanes	177	Airplane losses (including trainers) in overseas areas)	176-177
Airplanes on hand	149-151	Airplanes - authorized for procurement	111
Engines on hand	165	Airplanes - average unit cost	114
Aviation fuel consumption of airplanes	223,224	Airplanes - factory acceptances:	
Flying time of airplanes	205-206	All military	116
Personnel, military	53-55	By plant and model	117
By specialty	35,36	Airframe weight by type	119
Returned to US from	65		
Shipped From US to	63		
Women's Army Corps	56,57		

INDEX - Continued

	PAGE		PAGE
Communications (Contd)		Deliveries, propeller, controllable	129
Airplanes - factory acceptances(Contd)		Deliveries, propeller, fixed pitch	129
Army Cognizance	115	Army cognizance unit cost	129
Airframe weight - by type	118	Depots in Continental US, by type	186
Navy cognizance	117	Disposition of airplanes excess to require- ments	179-181
Airplanes - factory deliveries by type and recipient	120-123	Disposition of surplus property: Value of items disposed and awaiting action	258,259
Airplanes on hand		Dural propellers - factory deliveries	129
Continental US	135-138	Eighth Air Force. (see European Area and European Theater).	
In the USAF	130-134	Eleventh Air Force. (See Alaska)	
Overseas	139-142	Eliminees:	
By area	143-156	Flying training:	
Disposition of airplanes excess to requirements	179-181	Negro	93
Flying time of airplanes		Foreign students trained by AAF	96
Continental US Command	190-192	Total US students	85-88
Continental US by model	193-196	Technical training (including fatalities)	103-105
Overseas	197-201	Emergency rescue squadron - usual composition	1
By area	202-218	Engineer officers in Continental US and Over- seas	19-20
Aviation fuel consumption of airplanes		Engineering personnel (see also Training,Technical):	
overseas	215-219	Continental US	29
By area	220-233	In the AAF	27
Squadrons:		Overseas	31
Continental US	2-5	Air Transport Command	43
Overseas	2-5	By area	33,35,37,39,41,43
By area	6-12	Engines, aircraft:	
Usual composition	1	Average unit cost of USAF procured engines	128
Communications personnel (See also Training, technical):		Factory deliveries - by type	124
Continental US	29,30	By plant, by model, and unit horsepower	125-127
In the AAF	27,28	Jet propelled - by type	124
Overseas	31,32	Jet propelled - by plant, by model, and unit power	127
Air transport Command	43,44	Man-hours per major overhaul	171
By area	33-42	On hand, by type and series	159-160
Composite group - usual composition	1	Continental US	159-160
Construction personnel. (See Utility and construction personnel.)		Overseas by area	161-168
Continental Air Forces:		Operating hours between major overhauls	170
Airfields	185	Enlisted Personnel:	
Definition	XI	Assigned to units in Continental US	55
Housing	253-255	Aviation cadets	21,23
Personnel, civilian	72	By air force or command in Continental US	48
Personnel, military	46-48	By function in Continental US	45
Negro	52	By grade	23
Women's Army Corps	50	By location	15,16
Continental US (see specific command or subject).		By overseas theater	55
Contract terminations:		By specialty	
By type of contract - number and value	256,257	Continental US	29,30
Corporals in Continental US and Overseas	23	In the AAF	27,28
Women's Army Corps	24	Overseas	31,32
Cost plus fixed fee contract terminations	257	Air Transport Command	43,44
Crash boat stations in Continental US	186	By area	33-42
Day fighter (See fighter).		Definition	
Deliveries, aircraft engine:		Enlistments for Regular Army	17
All military:		Negro - Continental and Overseas	18
By plant, by model, by unit horsepower	125-127	Not assigned to units	45
By type	124	Returned to US from Overseas	54,55,64,65
Jet propelled, by plant, by model, by unit power	127	Separations	51,60
Jet propelled by type	124	Shipped from US to overseas	52,53,62,63
Definition	XII	Women's Army Corps	
Deliveries, airplanes:		By grade	24
All military, by type and recipient	122,123	Continental US and overseas	17
Definition	XII	Enlistments for Regular Army	17
		European Area:	

INDEX - Continued

	PAGE		PAGE
European Area (contd)		Flying time of airplane (Contd)	
Airplane arrivals from US	178	Continental US (Contd)	
Airplane losses		By Model	193-196
Combat and non-combat airplanes	177	Overseas	197-201
Airplanes on hand	143-146	By area	202-218
Definition	XIII	Aviation Fuel consumption of airplanes	
Engines on hand	161,162	Overseas	215-219
Avn.fuel consumption of airplanes	220-222	By area	220-233
Flying time of airplanes	202-204	Tactical units (groups and squadrons)	
Personnel, military . By specialty	33,34	Continental US	2-5
Tactical units (groups and squadrons)	6,7	Overseas	2-5
		By area	6-12
		Usual composition	1
European Theater (see also European Area):		Finance officers in Continental US and over-	
Definition	XIII	seas	19,20
Personnel, military	53-55	First Air Force (See also Continental Air	
Negro	58	Forces):	
Returned to US from	64	Personnel, civilian	72
Shipped From US to	62	Personnel, Military	46-48
Women's Army Corps	56,57	Negro	52
Expenditures	249-252	Women's Army Corps	49,50
Facilities, airways and Air Communications, ATC 188		First lieutenants in Continental US and	
Factory acceptances, (See acceptances)		Overseas	22
Factory deliveries. (See deliveries)		ASWAAF Female medical specialist	26
Far East Air Forces (See also Pacific Air Command		ASWAAF Nurses	25
Pacific Area):		Women's Army Corps	24
Definition	XIII	Continental:	
Personnel, military	53-55	ASWAAF Female medical specialist	26
Negro	58	ASWAAF Nurses	25
Returned to US from	64	Women's Army Corps	24
Shipped From US to	62	Overseas:	
Women's Army Corps	56,57	ASWAAF Nurses	25
Fatal accidents :		Women's Army Corps	24
Aircraft	237-239	Fixed price contract terminations	256,257
Ground	67	Flight officers in Continental US and Overseas	22
Fatalities:		Flying time of airplanes:	
Due to aircraft accidents	237-241	By command	191-192
In flying training		By type and model of airplane	
Negro	93	Continental US	193-196
Foreign students trained by AAF	97	Overseas	197-201
Total US students	89-91	Alaska	213,214
In technical trainings (Including		Caribbean	205-206
fatalities)	103-105	China area	211,212
Fighter:		European area	202-204
Airplane accidents in Continental US	238-239	Pacific Area	207-210
Airplane arrivals from US in overseas areas	178	In ATC transport operations	242-244
Airplane losses		Flying time of Air Reserve Pilots (Inactive	
Continental US	173	Duty).	285
Overseas	173	Flying training. (See Training, flying)	
By area	174-176	Foreign flying students trained by AAF:	
Total USAF	172	Eliminees	96
Airplanes - authorized for procurement	110	Fatalities	97
Airplanes - average unit cost	112-113	Graduates	95
Airplanes - factory acceptances		Under instruction	94
All military, by type	116	Fourth Air Force (See also Continental Air	
By plant and model	117	Forces):	
Airframe weight by type	119	Personnel, civilian	72
Army cognizance	115	Personnel, military	46-48
Airframe weight by type	118	Negro	52
Navy cognizance	117	Women's Army Corps	49,50
Airplanes - factory deliveries by type and		Fuel consumption, aviation - Overseas:	
recipient	120-123	By type and model of airplane	215-219
Airplanes in storage at AMC installations	168	Alaska	231-233
Airplanes on hand		Caribbean area	223,224
Continental US	135-138	China area	229,230
In the USAF	130-134	European Area	220-222
Overseas	139-142	Pacific area	225-228
By area	143-156		
Disposition of excess to requirements	179-181		
Flying time of airplanes			
Continental US By command	190-192		

INDEX - Continued

PAGE	PAGE
Fuel - aviation, issued in Continental US by octane rating	234-236
Gains and losses - Airplane (See Airplanes)	
Generals in Continental US and Overseas	22
Geodetic control squadron - usual composition . . .	1
Graduates from training:	
Flying training	
Negro	92
Foreign students trained by AAF	95
Total US students	81-84
Technical training	100-102
Ground accidents - military and civilian personnel:	
Number and rate of injuries in Continental US	67
Motor vehicle in Continental US	260
Groups, combat (See Tactical units).	
Gunners, aerial (See also Training, flying):	
Continental US	29,30
In the AAF	27,28
Overseas	31,32
Air Transport Command	43,44
By area	33-42
Heavy Bomber:	
Airplane accidents in Continental US	238,239
Airplane arrivals from US in overseas areas	178
Airplane losses	
Continental US	173
Overseas	173
By area	174-176
Total USAF	172
Airplanes - authorized for procurement	110
Airplanes - average unit cost	112
Airplanes - factory acceptances	
All military by type	116
By plant and model	117
Airframe weight - by type	119
Army cognizance	115
Airframe weight - by type	118
Airplanes - factory deliveries by type and recipient	120-123
Airplanes in storage at AMC installations	168
Airplanes on hand	
Continental US	135-138
In the AAF	130-134
Overseas	139-142
By area	143-156
Disposition of excess to requirements	179-181
Flying time of airplanes	
Continental US	190-193
By command	190-192
By modal	193-196
Overseas	197-201
By area	202-214
Fuel consumption aviation of airplanes	
overseas	215-219
By area	220-233
Tactical units (groups and squadrons)	
Continental US	2-5
Overseas	2-5
By area	6-12
Helicopter (see also Communications, Training, Flying):	
Usual composition of squadron	1
Hospital dietitians in Continental US	26,51
Hospitals in Continental US:	
Admissions of military personnel to	68,69
By type	186
Hours flown (See also Flying time):	
By ATC in transport operations	242-244
Housing in Continental US, by air force or command:	
Existing capacity, reserved or occupied	253-255
Injuries:	
To civilian personnel	67
To military personnel	67,68,69
Installations in Continental US:	
By major type	186
Jet propelled engines -factory deliveries	124-127
Liaison (See also Communications, training, Flying):	
Usual composition of squadron	1
Lieutenant colonels in Continental US and Overseas	22
Continental:	
ASMAAF Female medical specialist	26
ASWAAF Nurses	25
Women's Army Corps	24
Overseas:	
ASWAAF Nurses	25
Women's Army Corps	24
Lieutenants. (See First and Second lieutenants)	
Light bomber, (See medium and light bomber)	
Liquid cooled engines - factory deliveries	124
Losses (See airplane losses)	
Mail carried by ATC in tons	242-244
Majors in Continental US and Overseas	22
Continental US:	
ASWAAF Female medical specialist	26
ASWAAF Nurses	25
Women's Army Corps	24
Overseas:	
ASWAAF Nurses	25
Women's Army Corps	24
Maintenance (See engines, aircraft)	
Major aircraft accidents (See also Aircraft Accidents):	
Definition	I
Master sergeants in Continental US and Overseas	23
Women's Army Corps	24
Medical air evacuation operations - Air Transport Command	245
Medical officers in Continental US and Overseas	19,20
Medical personnel:	
Continental US	29-30
In the AAF	27-28
Overseas	31-33
Air Transport Command	43,44
By area	33-42
Medical Specialists ASWAAF Female:	
Continental US :	
By grade	18
By command	51
Mediterranean Theater (See also European area):	
Definition	XII
Personnel, military	33-35
Negro	58

INDEX - Continued

	PAGE	PAGE
Mediterranean Theater (Contd)		
Personnel, Military (Contd)		
Returned to US from	64	
Shipped from US to	62	
Women's Army Corps	56,57	
Medium and Light bomber:		
Airplane accidents in Continental US	238,239	
Airplane arrivals from US in overseas areas	178	
Airplane losses:		
Continental US	173	
Overseas	173	
By area	174-176	
Total USAF	172	
Airplanes - authorized for procurement	110	
Airplanes - average unit cost	112	
Airplanes - factory acceptances		
All military - by type	116	
By plant and model	117	
Airframe weight	119	
Army cognizance	115	
Airframe weight by type	118	
Navy cognizance	117	
Airplanes - factory deliveries by type and recipient	120-123	
Airplanes in storage in AMC installations	168	
Airplanes on hand		
Continental US	135-138	
In the USAF	130-134	
Overseas	139-142	
By area	143-156	
Disposition of excess to requirements	179-181	
Flying time of airplanes		
Continental US	190-193	
By command	190-192	
By model	193-196	
Overseas	197-201	
By area	202-214	
Fuel consumption operations of airplanes		
overseas	215-219	
By area	220-233	
Tactical units (groups and Squadrons)		
Continental US	2-5	
Overseas	2-5	
By area	6-12	
Usual composition (Light bomber)	1	
Military personnel (See personnel, military)		
Military Police officers in Continental US and Overseas	19,20	
Minor aircraft accidents (See also Aircraft Accidents):		
Definition	X	
Modification centers in Continental US	186	
Motor Vehicle accidents (By command)	260,261	
National Guard, Air:		
Airplanes on hand		
By air force	268	
By type and model	269	
By air force (See air force)		
Direct funding	294	
Flying time	272	
Number of units	363-367	
Personnel strength	363-367	
Utilization and maintenance	270,271	
Navigator (See also Training, Flying):		
Continental US	29	
In the AAF	27	
Overseas	31	
Air Transport Command	43	
By area	33,35,37,39,41,43	
Negro flying training students:		
Eliminees and fatalities	93	
Graduates	92	
Under instruction	92	
Negro military personnel:		
Continental US	18	
By air force or command	52	
By type	18	
Overseas	18	
By theater	58	
By type	18	
Night fighter (See also fighter):		
Usual composition of squadron	1	
Ninth Air Force (See European Area and European Theater).		
Non-specialists:		
Continental US	29,30	
In the AAF	28	
Overseas	32	
Air Transport Command	44	
By area	34,36,38,40,42,44	
Nurses (ASWAAF):		
Continental US and Overseas	25	
Octane rating:		
Issues of aviation fuel in Continental US by	236	
Issues of aviation fuel by command by	234,235	
Office space rented in Continental US	186	
Officers:		
Assigned to units in Continental US	45	
By air force or command in Continental US	47	
By arm or service	19-20	
By function in Continental US	45	
By grade	22	
By location	15,16	
By overseas theater	54	
By specialty		
Continental US	29	
In the AAF	27	
Overseas	31	
Air Transport Command	43	
By area	33,35,37,39,41,34	
Negro - Continental US and Overseas	18	
Not assigned to units	45	
Returned to US from overseas	64-65	
Separations	60	
Shipped from US to overseas	62,63	
Women's Army Corps		
By grade	24	
Continental US and overseas	17	
Offenses (Civilian and military)	66	
Operations officers:		
Continental US	29	
In the AAF	27	
Overseas	31	
Air Transport Command	43	
By area	33,35,37,39,41,43	
Ordnance officers in Continental US and Overseas	19,20	
Ordnance personnel. (See armament and ordnance Personnel).		
Overseas. (See specific area or subject).		
Pacific Air Command, US Army (See also Pacific Area):		

INDEX - Continued

	PAGE		PAGE
Pacific Air Command (Contd)		Personnel, military (Contd)	
Definition	XIII	By overseas theater	53-55
Personnel, military	53-55	By specialty	
Negro	58	Continental US	29,30
Returned to US from	65	In the AAF	27,28
Shipped from US to	63	Overseas	31,32
Women's Army Corps	56	Air Transport Command	43,44
		By area	33-42
Pacific Area:		By type	15,16,17
Airplane arrivals from US	178	Enlisted. (see Enlisted Personnel)	
Airplane losses		Negro	
Combat and non-combat airplanes	177	Continental US	18
Airplanes on hand	152-154	By air force or command	52
Definition	XIII	By type	18
Engines on hand	164,165	Overseas	18
Flying time of airplanes	207-210	By theater	58
Aviation fuel consumption of airplanes	229-228	By type	18
Personnel, military - by specialty	37,38	Not assigned to units	45
Tactical Units (groups and squadrons)	9,10	Strength and percent of US Army strength	14
		Officers (See officers).	
Pacific Ocean Areas (See also Far East Air Forces, Pacific Air Command, Pacific Area):		Returned to US from Overseas	64,65
Definition	XIII	Separations	60
Personnel, military	53-55	Shipped from US to overseas	62,63
Negro	58	ASMAAF female medical specialist	26,51
Returned to US from	65	ASMAAF Nurses	25
Shipped from US to	63	Women's Army Corps (ASMAAF)	
Women's Army Corps	56	By grade	24
		By type	17
Passenger miles flown by ATC	242-244	Continental US	17
Passengers carried by ATC	242-244	By air force or command	49-50
Patient miles flown by ATC	245	By type	17
Patients evacuated by ATC	245	Overseas	17
		By theater	56,57
Patrol Bomber:		By type	17
Airplane acceptances - Navy cognizance	118	Personnel not assigned to units in Continental US by function	45
Peak strength - World-wide	16	Personnel returned to US from Overseas	64,65
Personnel assigned to units in Continental US:		Personnel shipped from US to overseas	62,63
By type of unit	45	Physical therapy aides	26,51
Personnel, by specialty. (See personnel military:Officers: Enlisted personnel: Specific specialty).		Pilots (See also Training, Flying):	
Personnel, civilian - in Continental US:		Continental US	29,30
Accessions and separations - cause and rate	74,75	Glider	29,30
By air force or command	72	In the AAF	27
Graded and ungraded	73	Overseas	31
With veteran's preference	73	Air Transport Command	43
Accessions and separations	73	By area	33,35,37,39,41,43
Personnel Distribution Command:		Ports of aerial embarkation in Continental US	186
Airfields	185	Privates in Continental US and Overseas	23
Housing	253-255	Women's Army Corps	24
Personnel, civilian	72	Privates, first class in Continental US and Overseas	23
Personnel, military	46-48	Women's Army Corps	24
Negro	52	Procurement - airplanes authorized for	110-111
Women's Army Corps	49,50	Unit cost average	112-114
Personnel in bulk allotment units in Continen- tal US	45	Engines, aircraft unit cost	118
Personnel in T/O&E units in Continental US	45	Propellers - factory deliveries	129
Personnel in training (See Training, Flying and technical.)		Proving Ground Command (See AAF Center and Air Proving Ground Command).	
Personnel, military:		Quartermaster officers in Continental US and overseas	19,20
Assigned to units in Continental US	45	Radar personnel (See also training, technical):	
By air force or command in Continental US	46	Continental US	29,30
By function in Continental US	45	In the AAF	27,28
By grade	22,23	Overseas	31,32
By location	15,16	Air Transport Command	43,44
		By area	33-42

INDEX - Continued

	PAGE		PAGE
Reconnaissance:		Separations:	
Airplane accidents in Continental US . . .	238,239	Officers and enlisted personnel	
Airplane arrivals from US in overseas areas .	178	By cause	60
Airplane losses overseas		By center from which separated	60
By area	174-176	Sergeants in Continental US and Overseas	23
Airplanes - authorized for procurement . . .	110	Women's Army Corps	24
Airplanes - average unit cost	113	Seventh Air Force. (See Pacific Ocean Areas)	
Airplanes - factory acceptances		Signal officers in Continental and overseas. . .	19,20
All military by type	116	Sixth Air Force (See Caribbean Area)	
By plant and model	117	Specialists. (See specific specialty)	
Airframe weight by type	119	Staff sergeants in Continental US and Overseas . .	23
Army cognizance	115	Women's Army Corps	24
Airframe weight by type	118	Steel propellers - factory deliveries	129
Navy cognizance	117	Storage space at AMC depots in Continental US . .	169
Airplane - factory deliveries by type		Strategic Air Command:	
and recipient	120-123	Accidents, motor vehicle	260,261
Airplanes on hand		Airfields	185
Continental US	135-138	Flying time of airplanes	190-192
In the USAF	130-134	Housing	253-255
Overseas	139-142	Personnel, civilian	72
By area	143-156	Personnel, military	46-48
Disposition of excess to requirements	179-181	ASWAAF Female medical specialist	51
Flying time of airplanes		Negro	52
Continental US	190-196	Women's Army Corps	50
By command	190-192	Students and recruits (See also Training, flying	
By model	193-196	and technical):	
Overseas	197-201	Continental US	45
By area	202-214	Students under unstruction:	
Aviation fuel consumption of airplanes		Flying training	78,80,92,94
overseas	215-219	Technical training	98,99
By area	220-233	Suggestions, civilian and military	71
Tactical units (groups and squadrons)		Supply personnel:	
Continental US	2-5	Continental US	29,30
Overseas	2-5	In the AAF	27,28
By area	6-12	Overseas	31,32
Usual composition	1	Air Transport Command	43,44
Redistribution stations in Continental US . . .	186	By area	33-42
Reserve, Air (See Air Reserve)		Surplus property disposition	258,259
Respiratory diseases	68,69	Tactical Air Command:	
Returnee personnel in Continental US	64,65	Airfields	185
Reserve officers training Corps, Air (ROTC)		Flying time of airplanes	190-192
Student enrollment	288-293	Housing	253-255
Basic (Courses)	288-293	Personnel, civilian	72
Advanced (Courses)	288-293	Personnel, military	46-48
By air force, (See air force)		ASWAAF Female medical specialist	51
Direct funding	294	Negro	52
Rotary wing (See Communications and Helicopter).		Women's Army Corps	50
Savings, estimates	71	Tactical units (groups and squadrons):	
Schools in Continental US by type	186	By type	
Scrap and other (See disposition of airplanes		Continental US	2-5
excess).		Overseas	2-5
Second Air Force(See also Continental Air Forces):		Alaska	12
Personnel, civilian	72	Caribbean Area	8
Personnel, military	46-48	China Area	11
Negro	52	European Area	6,7
Women's Army Corps	49,50	Pacific Area	9-10
Second Lieutenants in Continental US and		Definition	XIV
overseas	22	Usual composition	1
Continental US		Targets (See Acceptances, special purpose aircraft)	
ASWAAF Female medical specialists	26	Technical Sergeants in Continental US and	
ASWAAF Nurses	25	Overseas	23
Women's Army Corps	24		
Overseas			
ASWAAF Nurses	25		
Women's Army Corps	24		
Separate squadrons (See tactical units)			

INDEX - Continued

PAGE	PAGE
Technical sergeants (Contd)	
Women's Army Corps	24
Technical training (See training, technical)	
Tenth Air Force (See China Area)	
Third Air Force (See also Continental Air Forces):	
Personnel, civilian	72
Personnel, military	46-48
Negro	52
Women's Army Corps	50
Thirteenth Air Force (See Far East Air Forces)	
Ton miles flown by ATC	242-244
Tons of cargo carried by ATC	242-244
Tow target squadron -usual composition	1
Trainer airplanes:	
Accidents in Continental US	239
Arrivals (including communications) from US in overseas areas	178
Average unit cost	114
Authorized for procurement	111
Factory acceptances	
All military by type	116
By plant and model	117
Airframe weight - by type	119
Navy cognizance	117
Factory Deliveries by type and recipient	120-123
Disposition of excess of requirements	179-181
Flying time	
Continental US	190-196
By command	190-192
By model	193-196
Overseas	197-201
By area	202-214
Aviation Fuel consumption overseas	215-219
By area	220-233
In storage at AMC installations	168
Losses overseas (including communications)	173
On hand	
Continental US	135-138
In the USAF	130-134
Overseas	139-142
By area	143-156
Training Command (See Air Training Command).	
Training flying:	
Aviation Cadets (See type of Personnel)	
By course	
Negro students	
Eliminees and fatalities	93
Graduates	92
Under instruction	92
Foreign students trained by AAF	
Eliminees	96
Fatalities	97
Graduates	95
Under instruction	94
Total US students	
Eliminees	85-89
Fatalities	89-91
Graduates	81-84
Under instruction, by type of course	78-80
Definition of pre-flight, primary, etc.	XIV
Training Air Materiel Command:	
By course	
Eliminees	106
Graduates	106
Students under instruction	106
Training Air University:	
Training Air University (Contd)	
By course	
Eliminees and fatalities	106
Graduates	106
Students under instruction	106
Training, technical:	
Aviation Cadets(See type of Personnel)	
By course	
Eliminees	103-105
Graduates	100-102
Students under instruction	98-99
Transfers (See disposition of airplane excess)	
Transport operations - Air Transport Command:	
Domestic	243
International	244
Total	243
Transport or Troop carrier:	
Airplane accidents in Continental US	239
Airplane arrivals from US in overseas areas	178
Airplane losses overseas	
By area	174-176
Airplanes - authorized for procurement	110,111
Airplanes - average unit cost	113
Airplanes - factory acceptances	
All military by type	116
By plant and model	117
Airframe weight by type	119
Army Cognizance	115
Airframe weight by type	118
Navy cognizance	117
Airplane - factory deliveries by type and recipient	120-123
Airplanes in storage at AMC installations	168
Airplanes on hand	
Continental US	135-138
In the USAF	130-134
Overseas	139-142
By area	143-156
Disposition of excess to requirements	179-181
Flying time of airplanes	
Continental US	190-196
By Command	190-192
By model	193-196
Overseas	197-201
By area	202-214
Aviation Fuel consumption of airplanes	
overseas	215-219
By area	220-233
Tactical Units (groups and squadrons)	
Continental US	2-5
Overseas	2-5
By area	6-12
Usual composition	1
Troop Carrier (See transport)	
Troop Carrier Command (See also Continental Air Forces):	
Personnel, civilian	72
Personnel, military	46-48
Negro	52
Women's Army Corps	50
Twelfth Air Force (See Mediterranean Theater)	
Twentieth Air Force (See also China Area, Pacific Air Command, Pacific Area)	
Definition	XIV
Personnel, military	53-55
Negro	58
Returned to US from	64
Shipped from US to	62
Women's Army Corps	56-57

INDEX - Continued

PAGE	PAGE
Twentieth Bomber Command (See China Area and Twentieth Air Force)	
Twenty-first Bomber Command (See Pacific Air Command, Pacific Area, Twentieth Air Force)	
Utility and construction personnel:	
Continental US	29,30
In the AAF	28
Overseas	32
Air Transport Command	44
By area	34,36,38,40,42,44
Unit cost:	
Airplanes	112-114
Engines	128
USASTAF (See Twentieth Air Force)	
Veneral diseases	68-69
Very Heavy Bomber:	
Airplane accidents in Continental US . .	238,239
Airplane arrivals from US in overseas areas .	178
Airplane losses	
Continental US	173
Overseas	173
By area	174-176
Total USAF	172
Airplanes - authorized for procurement . .	110
Airplanes - average unit cost	112
Airplanes - factory acceptances	
All military by type	116
By plant and model	117
Airframe weight by type	119
Army cognizance	115
Airframe Weight by type	118
Airplanes - factory deliveries by type and model	120-123
Very Heavy Bombers (Contd)	
Airplanes in storage in AMC installations . . .	163
Airplanes on hand	
Continental US	135-138
In the USAF	130-134
Overseas	139-142
By area	143-156
Flying time of airplanes	
Continental US	190-196
By command	190-192
By model	193-196
Overseas	197-201
By area	202-214
Aviation fuel consumption of airplanes overseas	215-219
By area	220-230
Tactical units (groups and squadrons)	
Continental US	2-5
Overseas	2-5
By area	6-12
Usual composition	1
WAC Personnel (See Women's Army Corps)	
Warrant Officers in Continental US and Overseas .	22
Continental US	
ASWAAF Female medical specialist	26
ASWAAF Nurses	25
Women's Army Corps	24
Overseas	
ASWAAF Nurses	25
Women's Army Corps	24
Women's Army Corps (ASWAAF)	
By grade	24
By type	17
Continental US	17
By air force or command	49-50
By type	17
Overseas	17
By theater	56-57
By type	17
Wood Propellers Factory deliveries	129

